



230323




Flexible conveyor

YA-VA INTELLIGENT SYSTEMS CO., LTD.







Company Profile

YA-VA INTELLIGENT SYSTEMS CO., LTD. consists of Conveyor Components Business Unit , Conveyor Systems Business Unit , Overseas Business Unit (former name: SHANGHAI DAOQIN INTERNATIONAL TRADING CO., LTD.) and YA-VA Foshan Factory.

YA-VA have a strong design and manufacturing capacity with 30,000 m² facility: including R & D, injection and molding shop, components assembly shop, conveyor systems assembly shop, QA inspection center and warehousing. We have professional experience from the components to customized conveyor systems.

Our products are widely used in food, medicine, daily chemical, new energy, logistics. YA-VA have been focusing on conveyor industry for more than 20 years under YA-VA brand. Currently there are more than 7000 clients worldwide.



The company adheres to the policy of "quality-oriented, technological innovation, continuous improvement and honest service"; To create "first-class enterprises, first-class products, first-class services" and forge ahead.

Year of 2006: Shanghai Yingsheng Machinery CO., Ltd. (the predecessor of Ya-Va Intelligent Systems Co., Ltd.) was established to open a new chapter in the conveying industry.

Year of 2009: YA-VA trademark registration, completion the integration of research and development, production and sales of conveyor components.

Year of 2010: Further extending to the upstream and downstream of area, increasing the production capacity of injection molds and conveyors, providing a solid foundation for the company's subsequent development.

Year of 2012: Opening up overseas markets and opening up Global operations, 630 cooperative clients and 27 overseas agents

Year of 2014: Breaking through 50 million annual turnover and establishing long-term strategic cooperation with 2,600 cooperative customers.

Year of 2016: Optimize information management systems such as SAP, WMS, and PDM to enhance the soft power of company management.

Year of 2017: VI, SI successfully introduced, upgrade corporate brand image.

Year of 2018: The company changed its name to YA-VA Intelligent Systems Co., Ltd. and the new 20,000 M² production facility was put into operation. Achieving a leap in production capacity.

Year of 2019: Daoren (Foshan) Intelligent Equipment Co., Ltd. was established to fully serve the South of China market.

Year of 2021: The No. 4 factory building in Kunshan was established and a production base of nearly 10000 M² was built.

Year of 2022: Continuous improvement of basic data and Daoren Four Seasons (safety, quality, 5S, standardization).

Brand vision

The future YA-VA should be high-teched, service oriented, and internationalized

Brand values

Integrity: the foundation of the brand
Innovation: the source of brand development
Responsibility: the root of brand self-cultivation
Win-win: the way to exist



Brand mission

"Transport" power for business development

Brand target

Make your job easier

YA-VA wants to keep pace with the world's cutting-edge technologies
Looking forward to your participation.

Flexible Spiral conveyor



Small footprint and can go up or down.

Max weight of handling material: 2 kg per unit.

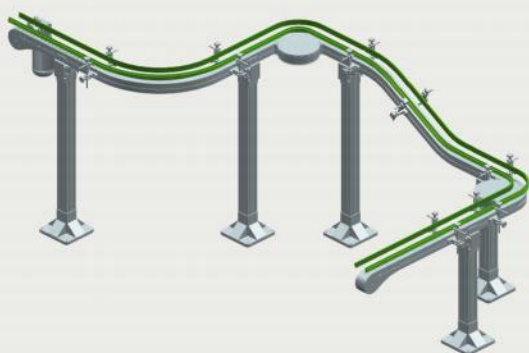
It is not allowed to transport in forward and reverse directions.

Max speed 40 meter per minute.

Max effective transfer height 2 meters.

Special spiral chain and can be customized.

Flex inclined conveyor



Suitable for complex layout requirements, can achieve multi-turning, multi-climbing conveying.

Up to 30 kg/m.

Irreversible.

Max speed 40 meter per minute.

Straight lines should be reserved between curves.

The min line distance from the end drive should be more than 1 meter.

Gripper Conveyor



Designed to handle trays, bags, crates, bottles go up or down.

Max weight of handling material: 1 kg per unit.

Irreversible.

Max speed 40 meter per minute.


Clamping width can be adjusted within a certain range.

The materials need some space during working.

The materials need to clear when it stops.



Product information




Aluminum Conveyors



Conveyor Components



Pallet Conveyor System



Conveying Systems



3D Product Electronics



Content



01 Flexible chain 015~078

05 Support components 213~246

02 Drive and idler unit 079~160

06 Slide rails 247~262

03 Conveyor component 161~178

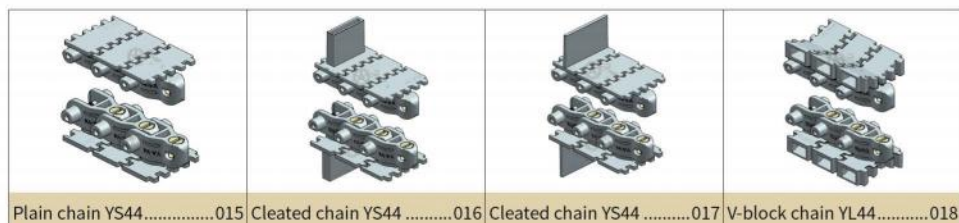
07 Brackets 263~298

04 Bends 179~212

08 Components 299~312

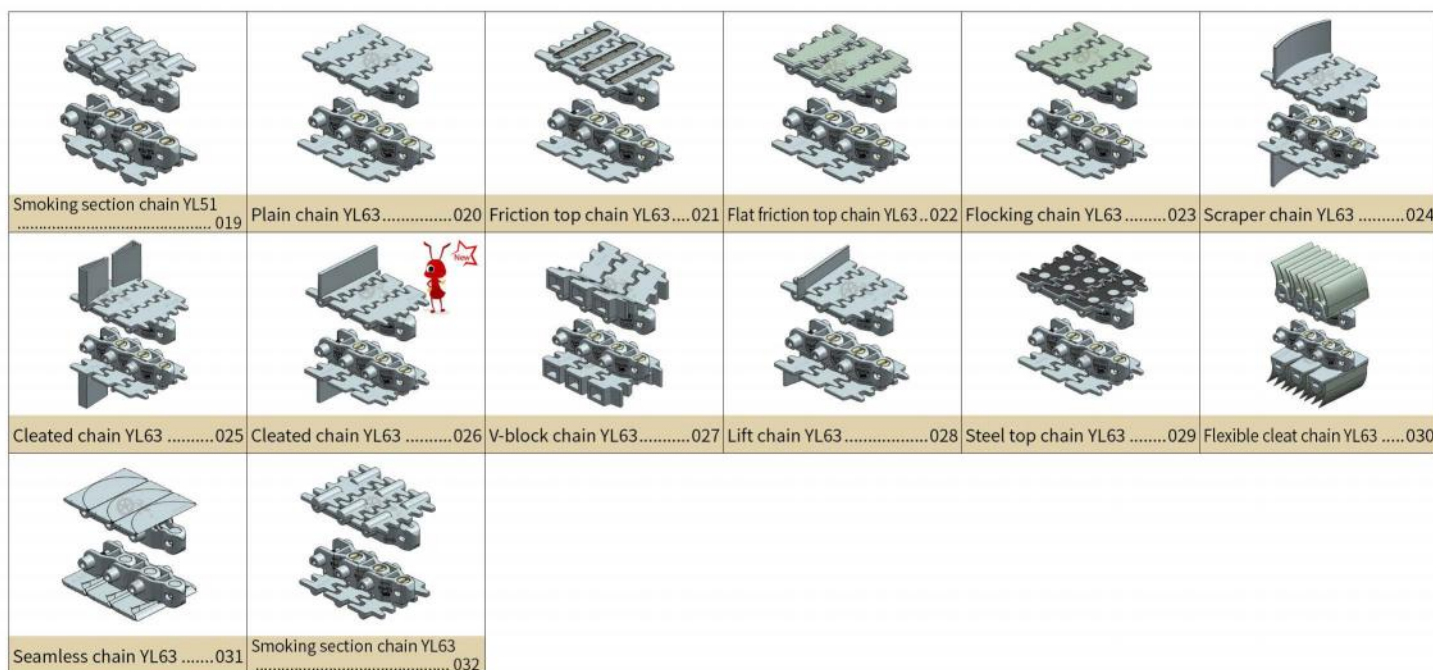
Flexible chain

Chain series YS44



Plain chain YS44015 Cleated chain YS44016 Cleated chain YS44017 V-block chain YL44.....018

Chain series YL51/63

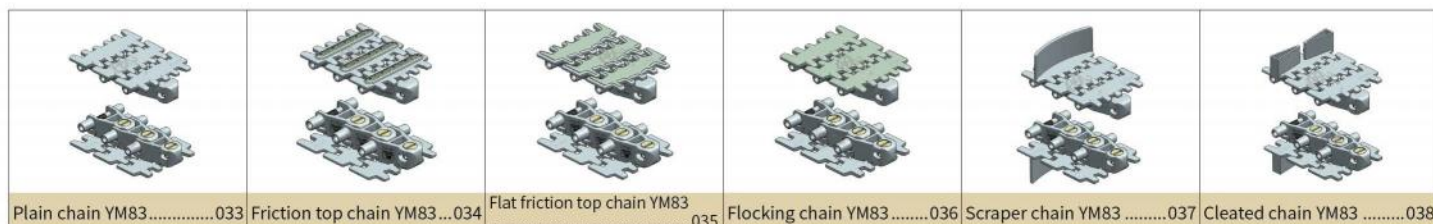


Smoking section chain YL51019 Plain chain YL63020 Friction top chain YL63021 Flat friction top chain YL63 ..022 Flocking chain YL63023 Scraper chain YL63024





Cleated chain YL63025 Cleated chain YL63026 V-block chain YL63027 Lift chain YL63028 Steel top chain YL63029 Flexible cleat chain YL63030

Seamless chain YL63031 Smoking section chain YL63032

Chain series YM83







Plain chain YM83033 Friction top chain YM83 ...034 Flat friction top chain YM83035 Flocking chain YM83036 Scraper chain YM83037 Cleated chain YM83038

					
Cleated chain YM83039	Roller cleated chain YM83.040	Roller top chain YM83.....041	Stacking lifting chain YM83042	Universal chain YM83043	Steel top chain YM83044
					
Flexible cleat chain YM83B ..045	Flexible cleat chain YM83 ..046	Flexible cleat chain YM83D-Y047	Seamless chain YM83048	Flat friction top chain (no gap) YM83.....049	

Chain series YH103

					
Plain chain YH103050	Friction top chain YH103 ...051	Flat friction top chain YH103052	Flocking chain YH103053	Scraper chain YH103.....054	Cleated chain YH103.....055
					
Roller cleated chain YH103..056	Roller top chain YH103057	Stacking lifting chain YH103058	Universal chain YH103.....059	Steel top chain YH103.....060	Seamless chain YH103.....061
					
Flat friction top chain(no gap) YH103.....062					



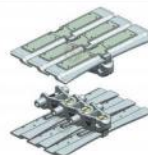

Chain series YB140

			
Plain chain YB140063	Friction top chain YB140 ...064	Plain chain YB140065	Friction top chain YB140 ...066



Chain series YB150

		
Plain chain YB150067	Friction top chain YB150 ...068	Flat friction chain YB150....069

Chain series YB175

			
Plain chain YB175070	Friction top chain YB175 ...071	Flat friction top chain YB175072	Roller cleated chain YB175 ..073

Chain series YB295

	
Plain chain YB295074	Friction top chain YB295 ...075

Other chains












		
SS881TAB Sideflexing steel chains(TAB system)076	SS812 Straight running steel table top chain.....077	820 Straight running plastic chain078

Drive and idler unit













Drive unit

					
YS44 End drive unit(protective cover) 079	YL51/63 End drive unit(protective cover) 080	YL63 End drive unit(protective cover) 081	YL63 End drive unit(protective cover) 082	YM83 End drive unit(protective cover) 083	YM83 End drive unit(protective cover) 084
					
YM83 End drive unit(protective cover) 085	YH103 End drive unit(protective cover) 086	YH103 End drive unit(protective cover) 087	YH103 End drive unit(protective cover) 088	YH103 End drive unit(protective cover) 089	YB145 End drive unit(protective cover) 090
					
YB155 End drive unit(protective cover) 091	YB180 End drive unit(protective cover) 092	YB300 End drive unit(protective cover) 093			

Drive unit

					
YL51/63 End drive unit094	YL63 End drive unit095	YL63 End drive unit096	YM83 End drive unit097	YM83 End drive unit098	YM83 End drive unit099
					
YH103 End drive unit100	YH103 End drive unit101	YH103 End drive unit102	881TAB End drive unit103	820/812 End drive unit104	

SUS304 End drive unit (protective cover)

					
YL51/63 End drive unit (protective cover)..... 105	YL63 End drive unit (protective cover)..... 106	YL63 End drive unit (protective cover)..... 107	YM83 End drive unit (protective cover)..... 108	YM83 End drive unit (protective cover)..... 109	YM83 End drive unit (protective cover)..... 110
					
YH103 End drive unit (protective cover)..... 111	YH103 End drive unit (protective cover)..... 112	YH103 End drive unit (protective cover)..... 113	YH103 End drive unit (protective cover)..... 114	YB180 End drive unit (protective cover)..... 115	YB300 End drive unit (protective cover)..... 116

Centre drive unit

					
YS44 Centre drive unit117	YL51/63 Centre drive unit 118	YM83 Centre drive unit119	YH103 Centre drive unit ..120	YB145 Centre drive unit...121	YB155 Centre drive unit...122
					
YB180 Centre drive unit...123	YB300 Centre drive unit...124				

Horizontal bend drive unit

			
YS44 Horizontal bend drive unit..... 125	YL51/63 Horizontal bend drive unit..... 126	YM83 Horizontal bend drive unit..... 127	YH103 Horizontal bend drive unit..... 128










SUS304 horizontal bend drive unit

		
YL51/63 SUS304 horizontal bend drive unit..... 129	YM83 SUS304 horizontal bend drive unit 130	YH103 SUS304 horizontal bend drive unit 131



Idler end unit

					
YS44 Idler end unit.....132	YL51/63 Idler end unit133	YL63 Idler end unit.....134	YL63 Idler end unit.....135	YM83 Idler end unit.....136	YM83 Idler end unit.....137
					
YM83 Idler end unit.....138	YH103 Idler end unit139	YH103 Idler end unit140	YH103 Idler end unit141	YB145 Idler end unit142	YB155 Idler end unit143
					
YB180 Idler end unit144	YB300 Idler end unit145	881TAB Idler end unit146	820/812 Idler end unit147		

SUS304 idler end unit










					
YL51/63 SUS304 idler end units 148	YL63 SUS304 idler end units 149	YL63 SUS304 idler end units 150	YM83 SUS304 idler end units 151	YM83 SUS304 idler end units 152	YM83 SUS304 idler end units 153
					
YH103 SUS304 idler end units 154	YH103 SUS304 idler end units 155	YH103 SUS304 idler end units 156	YB180 SUS304 idler end units 157	YB300 SUS304 idler end units 158	

Drive accessories

	
No power transition device at the end 159	Side support device for drive end unit without protective cover .. 160

Conveyor component

Conveyor component


					
Conveyor beam..... 161	Conveyor plain beam 163	Joint piece..... 164	Beam section for chain installation 165	YL51/63 Tensioning device .. 167	YM83 Tensioning device .. 168
					
YH103 Tensioning device 169	Plastic slide rail 170	Plastic slide rail 170			

SUS304 conveyor beam

				
SUS304 conveyor beam .. 171	SUS304 beam section for chain installation frame..... 173	YL51/63 SUS304 tensioning device 175	YM83 SUS304 tensioning device 176	YH103 SUS304 tensioning device 177

Bends

Wheel bends

			
YS44 Wheel bend 179	YL51/63 Wheel bend 180	YM83 Wheel bend 181	YH103 Wheel bend..... 182

SUS304 horizontal wheel bend

		
YL51/63 SUS304 horizontal wheel bend..... 183	YM83 SUS304 horizontal wheel bend..... 184	YH103 SUS304 horizontal wheel bend..... 185

Horizontal plain bends

					
YS44 Horizontal plain bends 186	YL51/63 Horizontal plain bends 187	YM83 Horizontal plain bends 188	YH103 Horizontal plain bends 189	YB145 Horizontal plain bends 190	YB155 Horizontal plain bends 191
					
YB180 Horizontal plain bends 192	YB300 Horizontal plain bends 193	881TAB Horizontal plain bends 194			



SUS304 horizontal plain bends

				
YL51/63 SUS304 horizontal plain bends..... 195	YM83 SUS304 horizontal plain bends..... 196	YH103 SUS304 horizontal plain bends..... 197	YB180 SUS304 horizontal plain bends..... 198	YB300 SUS304 horizontal plain bends..... 199

Vertical bends

					
YS44 Vertical bends200	YL51/63 Vertical bends201	YM83 Vertical bends.....202	YH103 Vertical bends.....203	YB145 Vertical bends204	YB155 Vertical bends205
					
YB180 Vertical bends206	YB300 Vertical bends207				

SUS304 vertical bends

				
YL51/63 SUS304 vertical bend 208	YM83 SUS304 vertical bend 209	YH103 SUS304 vertical bend 210	YB180 SUS304 vertical bend 211	YB300 SUS304 vertical bend 212

Support components

Support brackets for beam

					
Beam support bracket for YS44 213	Beam support bracket for YL51/63 214	Beam support bracket for YM83 215	Beam support bracket for YH103 216	Beam support bracket.....217	Conveyor beam support brackets..... 218



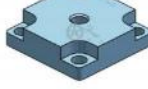



SUS304 support frame

					
SUS304 beam bracket219	SUS304 beam bracket220	Beam support bracket.....221	Small support head222	Big support head223	Small connecting joints...224

Support beam





			
Support beam225	End cap for support beam.226	Seal227	Angle bracket228

Feet

					
Carbon steel feet.....229	Aluminium feet230	End plate for support beam 231	DGS40 Articulated feet232	DGS80 Articulated feet233	DDGS80 Articulated feet..234













					
DG60 Articulated feet235	DG80 Articulated feet236	DGC80F Stainless steel fully sealed universal adjustable feet 237	DGCA80F Stainless steel fully sealed universal adjustable feet 238	GDS80 Stainless steel fixed feet 239	Tripod base240
					
120 Degree bipod base.....241					




Width adjustment actuator

			
Width adjustment actuator.243	Angle gear unit.....244	Shaft245	Hand wheel246

Guide





Guide

					
Guide rail247	Guide rail cover248	Guide with cover249	Connecting blocks250	End plug251	Connecting plug252
					
Rail guide.....253	Guide connector254	Aluminum guide +C guide rail 255	Guide connector256	Connecting bar257	Roller side guide258

		
C type guide rail259	Metal profile260	Side guide.....261

Brackets

Support brackets

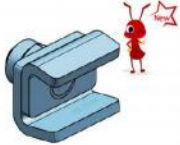




					
Adjustable support bracket.263	Fixed support bracket264	Guide bracket.....265	Distance piece.....266	Aluminium tube267	Aluminium tube plug.....268
					
Flat aluminium tube269	Flat aluminium tube plug270	Guide rail bracket support Type V 271	Corner connector.....272	A type spacer for guide rail bracket support 273	Small clamp274
					
Large cross clamp.....275	Cross clamp with eyebolt276	T clamp with eyebolt.....277	Cross joint278	Swivel head279	Side bracket280
					
Side bracket281					

Guide rail clamps

					
CA-Guide rail clamp.....282	Guide rail clamp C.....283	Guide rail clamp B284	Guide rail clamp.....285	Rod.....286	Guide rail clamp.....287
















					
Guide rail clamp.....288	Single square clamp.....289	Adjustable single round clamp 290	Adjustable single square clamp 291	Double round guide rail clamp (with pin) 292	Double square guide rail clamp (with pin) 293

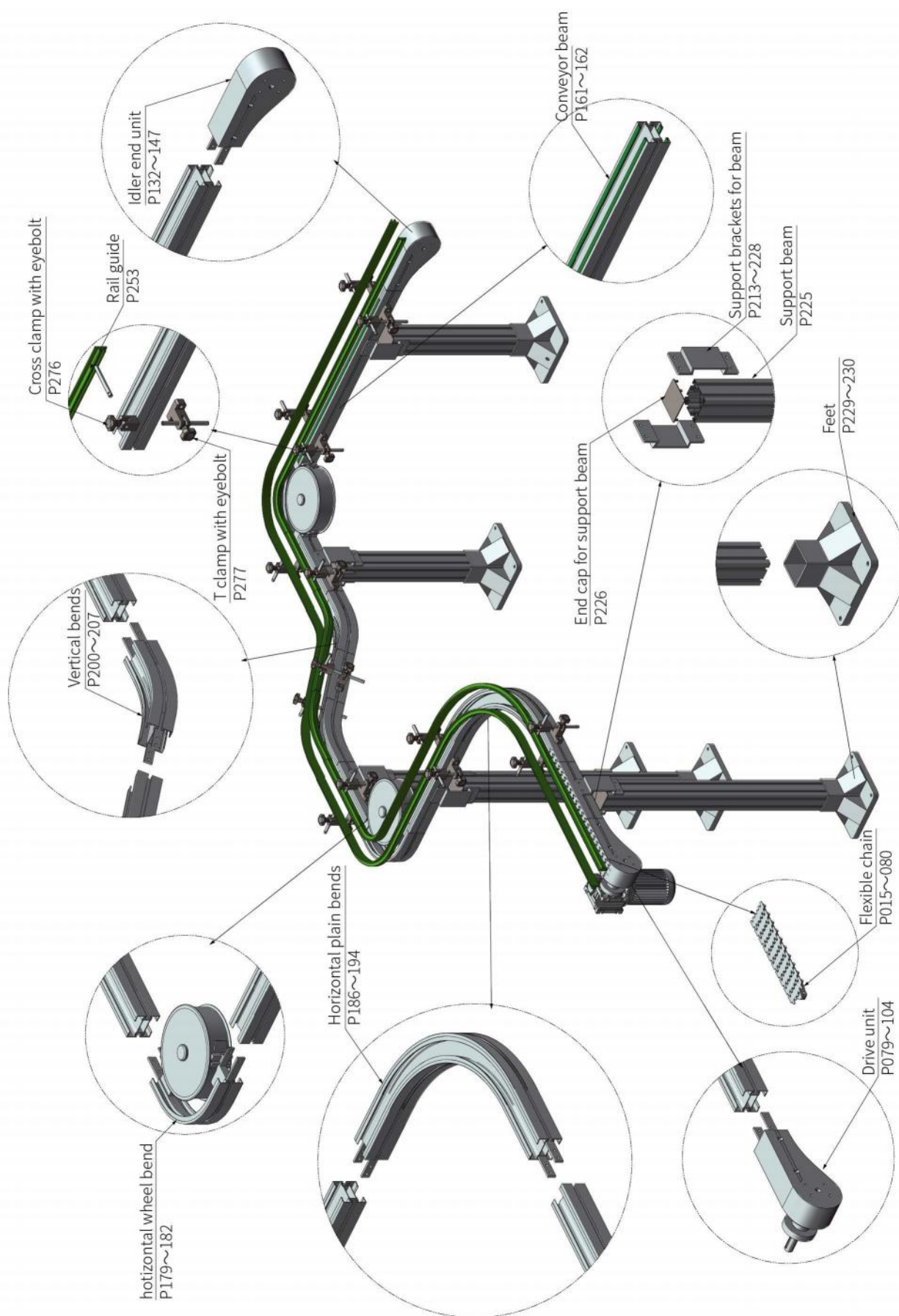
SUS304 guide rail clamps

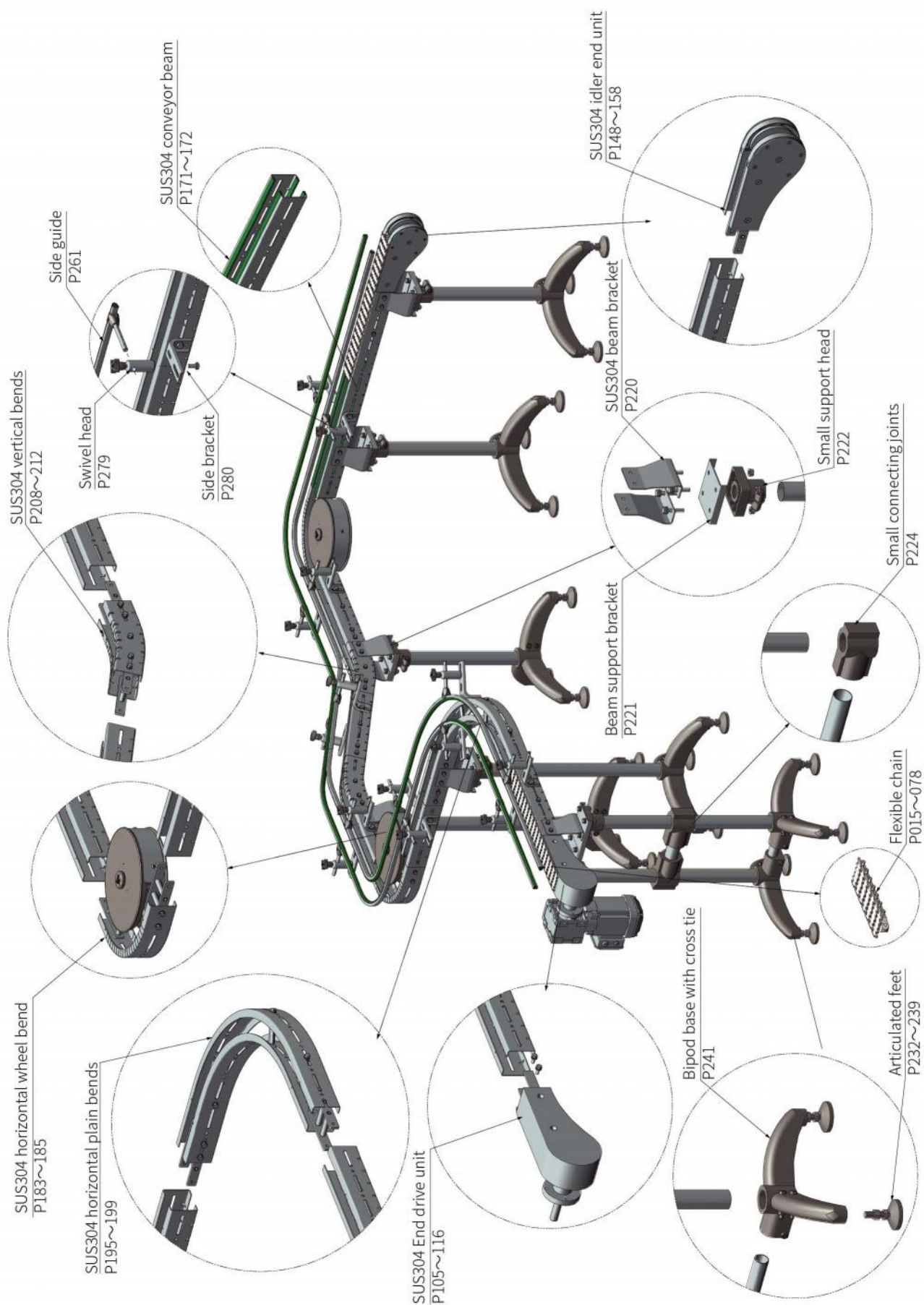
				
SUS304 square guide clamp 294	SUS304 adjustable square guide clamp 295	SUS304 guide rail clamp.....296	SUS304 double round guide rail clamp (with pin)..... 297	SUS304 double square guide rail clamp (with pin) 298

Components

Components

					
Connecting strip with set screws for conveyor beam. 299	Connecting strip with set screws for support beam ... 300	Parallel connection block...301	Plastic screw302	Square nut.....303	Square nut.....304
					
T-slot nut305	Spring nut.....306	T-bolt A307	T-bolt B308	Connecting strip for stainless steel 309	Opposite nut310
					
Mounting tool for slide rail ..311	Pin insertion tool for chain ..312	Cutting pliers.....312			







P079

Flexible chain



P117



P125



P132



P161~164



P165~166



P170



P179

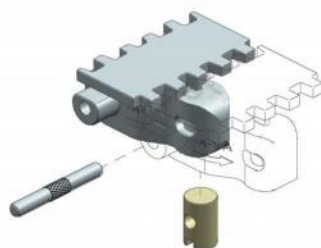
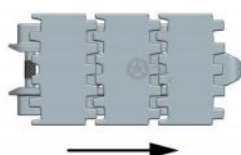
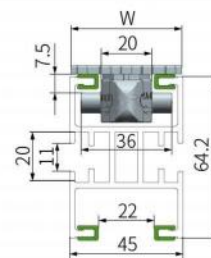
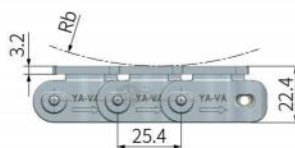
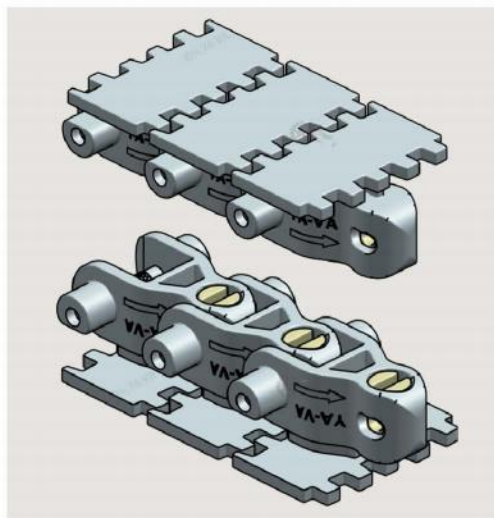


P186



P200

Plain chain YS44



How to choose ①-②	Item ①-Characteristic ②
Part.	YSTL44-C1

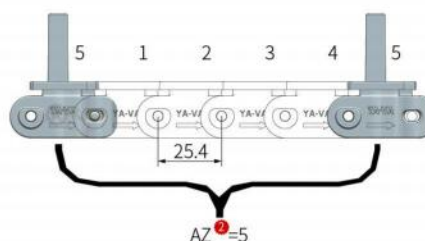
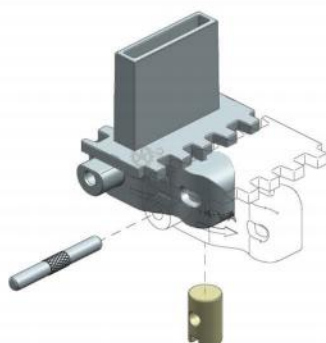
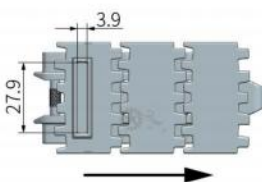
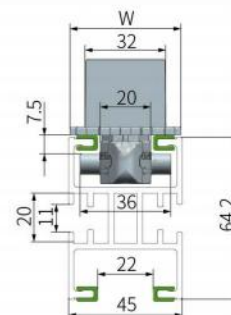
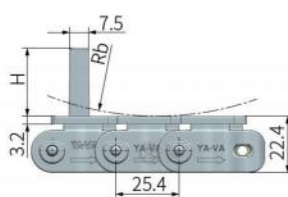
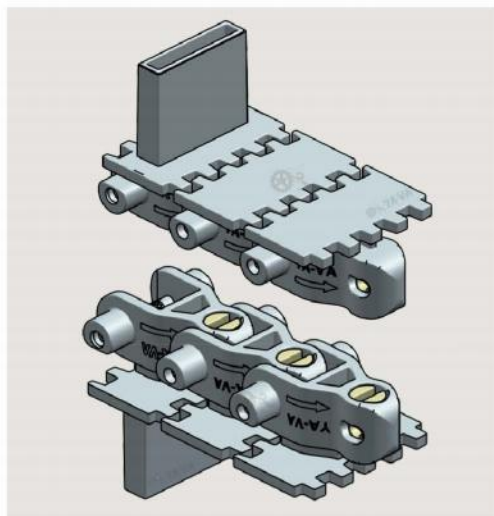
Item ①	Width	Pitch	Rs	Rb	Weight (Kg/m)
YSTL44	44	25.4	150	120	0.72

- ① Suitable for low load and moves smoothly.
- ② Connecting structure makes chain more flexible, one power can has multiple transport directions.
- ③ The teeth shape can achieve a small turning radius.

Characteristic ②	Colour	Material			Working load (N)	Conveyor length (m)	Speed (m/min)	Working temperature (°C)
		Body	Plastic Pivot	Pin				
1	White	POM	PA66	SUS304	<3000	≤12M	≤50	-10~40



Cleated chain YS44



How to choose ①-① Item ①-Flight pitch ②-Characteristic ③
Part. YSTL44X3D-AZ1-C1

Item ①	Flight pitch AZ ②	Width	Flight height H	Pitch	Rs	Rb	Weight (Kg/m)
YSTL44X3D	1, 2, 3,.....	44	3.0	25.4	150	120	0.73
YSTL44X5.5D			5.5				0.74
YSTL44X9D			9.0				0.76
YSTL44X27D			27.0				0.80

- ① Suitable for low load and moves smoothly.
- ② Connecting structure makes chain more flexible, one power can has multiple transport directions.
- ③ The teeth shape can achieve a small turning radius.
- ④ The top can be used as a block or can support the materials.

Characteristic ①	Colour	Material			Working load (N)	Conveyor length (m)	Speed (m/min)	Working temperature (°C)
		Body	Plastic Pivot	Pin				
1	White	POM	PA66	SUS304	<3000	≤12M	≤50	-10~40





P079

Flexible chain



P117



P125



P132



P161~164



P165~166



P170



P179

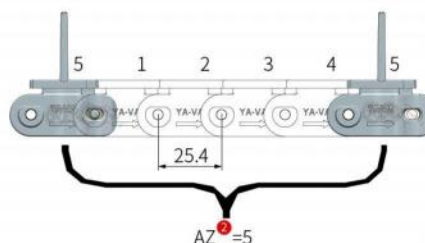
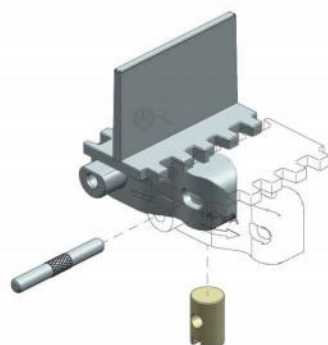
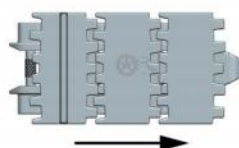
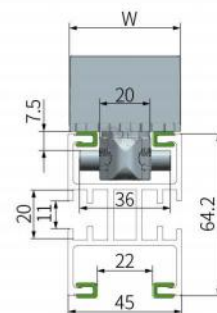
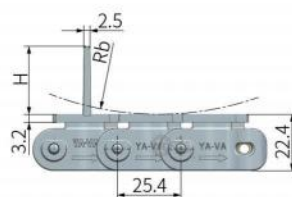
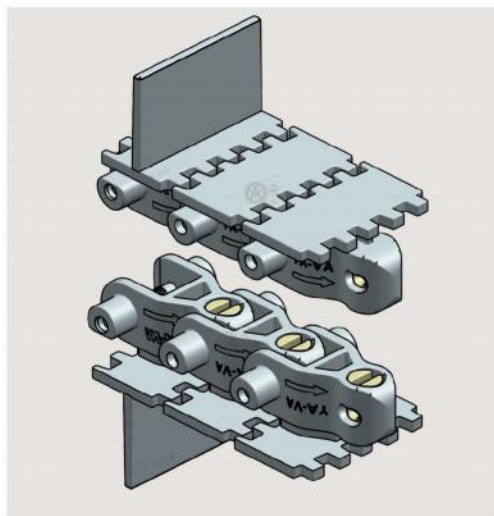


P186



P200

Cleated chain YS44



How to choose ①-③ Item ①-Flight pitch ②-Characteristic ③

Part.

YSTL44X3E-AZ1-C1

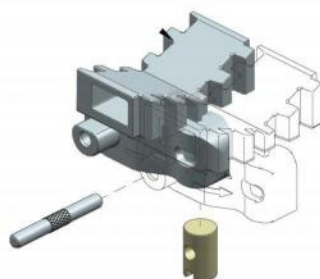

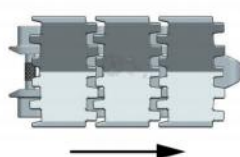
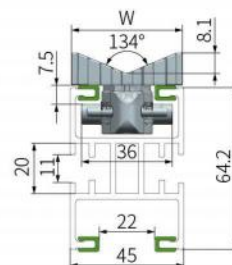
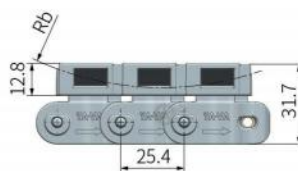
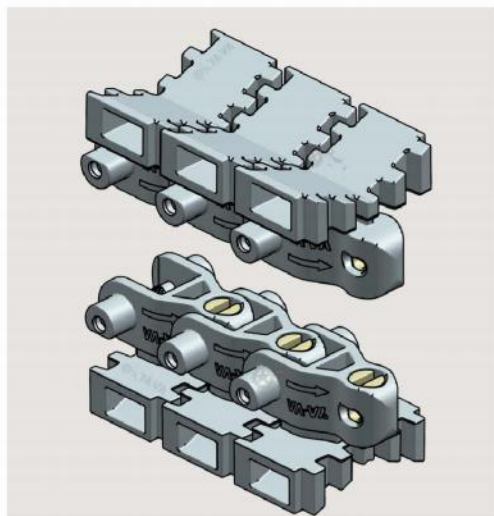
Item ①	Flight pitch AZ ②	Width	Flight height H	Pitch	Rs	Rb	Weight (Kg/m)
YSTL44X3E	1, 2, 3.....	44	3.0	25.4	150	120	0.75
YSTL44X5.5E			5.5				0.76
YSTL44X9E			9.0				0.77
YSTL44X20E			20.0				0.80
YSTL44X27E			27.0				0.82

- ① Suitable for low load and moves smoothly.
- ② Connecting structure makes chain more flexible, one power can has multiple transport directions.
- ③ The teeth shape can achieve a small turning radius.

Characteristic ①	Colour	Material			Working load (N)	Conveyor length (m)	Speed (m/min)	Working temperature (°C)
		Body	Plastic Pivot	Pin				
1	White	POM	PA66	SUS304	<3000	≤12M	≤50	-10~40



V-block chain YL44




How to choose ①-②	Item ①-Characteristic ②
Part.	YSTL44V-C1

Item ①	Width	Pitch	Rs	Rb	Weight (Kg/m)
YSTL44V	44	25.4	150	200	0.90

- ① Suitable for low load and moves smoothly.
- ② Connecting structure makes chain more flexible, one power can has multiple transport directions.
- ③ The teeth shape can achieve a small turning radius.
- ④ The top can be used as a block or can support the materials.

Characteristic ②	Colour	Material			Working load (N)	Conveyor length (m)	Speed (m/min)	Working temperature (°C)
		Body	Plastic Pivot	Pin				
1	White	POM	PA66	SUS304	<3000	≤12M	≤50	-10~40





Flexible chain



P118



P126/129

P133~135/
148~150

P160

P161~164/
171~172P165~166/
173~174

P167/175



P170



P180/183

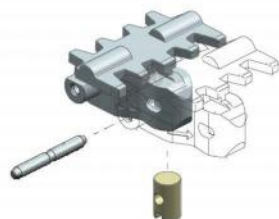
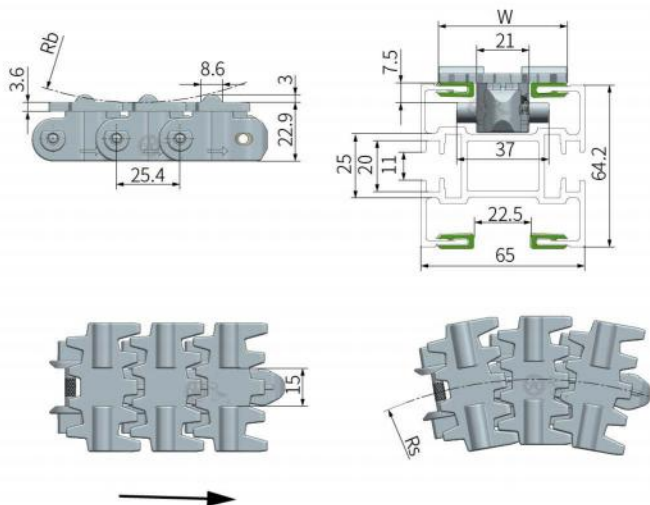
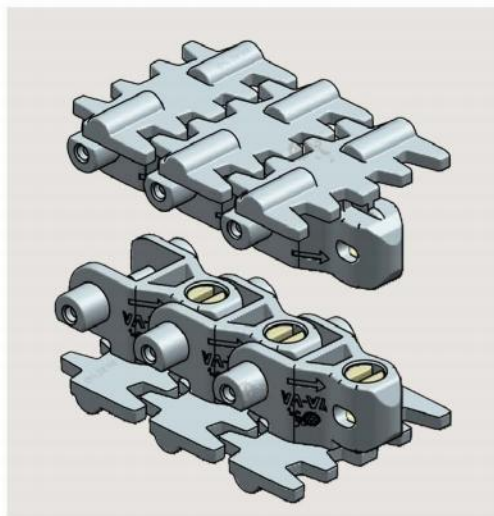


P187/195

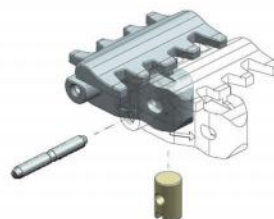
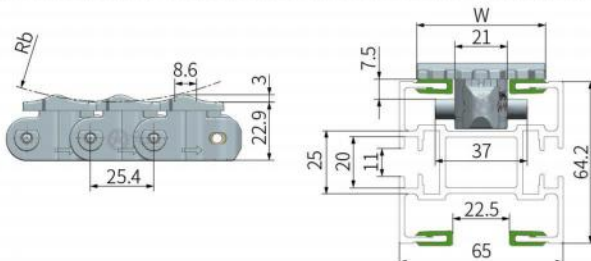


P201/208

Smoking section chain YL51



Item : YLTL51EA



Item : YLTL51EB



How to choose ①-②	Item ①-Characteristic ②
Part.	YLTL51EA-C1

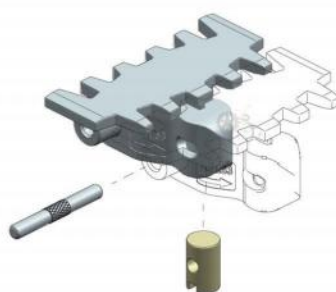
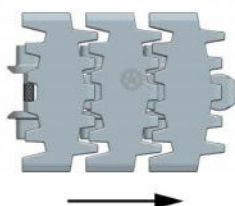
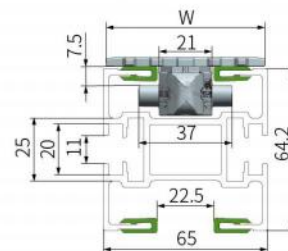
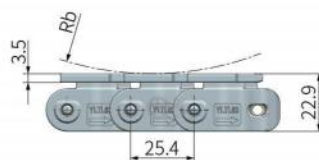
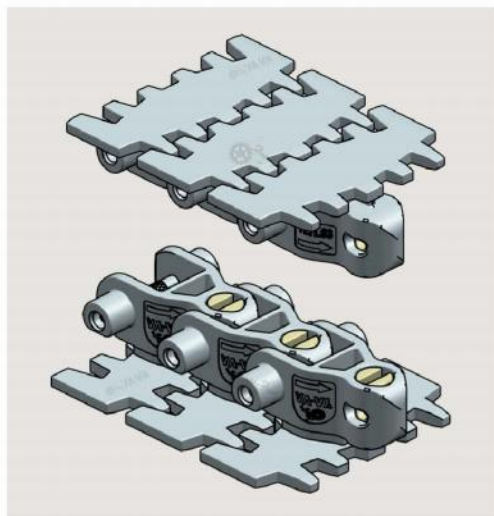
Item ①	Width	Pitch	Rs	Rb	Weight (Kg/m)
YLTL51EA	51	25.4	150	120	0.71
YLTL51EB					0.73

- ① Suitable for bulk cigarette transportation.
- ② Suitable for low load and moves smoothly.
- ③ Connecting structure makes chain more flexible, one power can has multiple transport directions.
- ④ The teeth shape can achieve a small turning radius.

Characteristic ②	Colour	Material			Working load (N)	Conveyor length (m)	Speed (m/min)	Working temperature (°C)
		Body	Plastic Pivot	Pin				
1	White	POM	PA66	SUS304	<3000	≤12M	≤50	-10~40



Plain chain YL63



How to choose ①-②	Item ①-Characteristic ②
Part.	YLTL63-C1

Item ①	Width	Pitch	Rs	Rb	Weight (Kg/m)
YLTL63	63	25.4	150	120	0.72

- ① Suitable for low load and moves smoothly.
- ② Connecting structure makes chain more flexible, one power can has multiple transport directions.
- ③ The teeth shape can achieve a small turning radius.

Characteristic ①	Colour	Material			Working load (N)	Conveyor length (m)	Speed (m/min)	Working temperature (°C)
		Body	Plastic Pivot	Pin				
1	White	POM	PA66	SUS304	<3000	≤12M	≤50	-10~40



Flexible chain



Friction top chain YL63

P080~082/094
~096/105~107

Flexible chain

P118

P126/129

P133~135/
148~150

P160

P161~164/
171~172

P165~166/
173~174

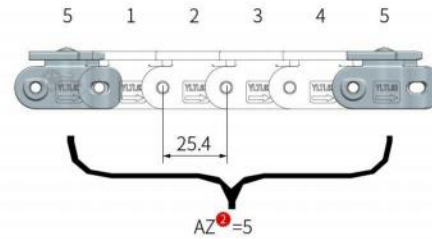
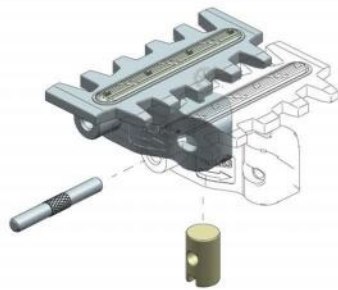
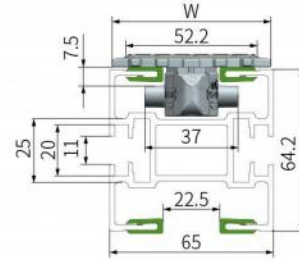
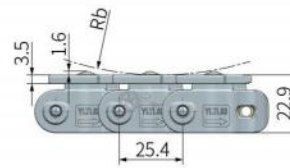
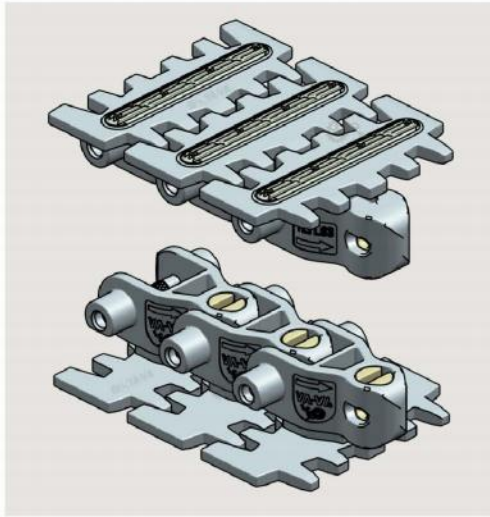
P167/175

P170

P180/183

P187/195

P201/208



Order	How to choose ①-③	Item ①-Rubber pitch ②-Characteristic ③
	Part.	YLTL63F-AZ1-C1

Item ①	Rubber pitch AZ ②	Width	Pitch	Rs	Rb	Weight (Kg/m)
YLTL63F	1, 2, 3,	63	25.4	150	120	0.72

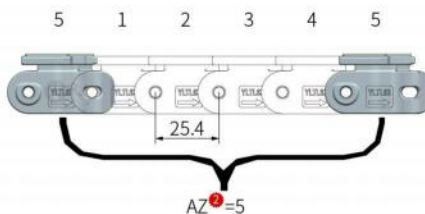
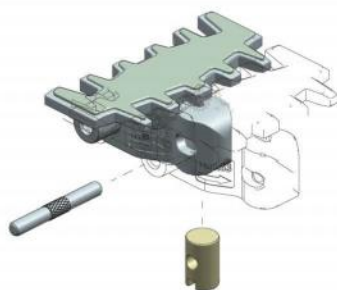
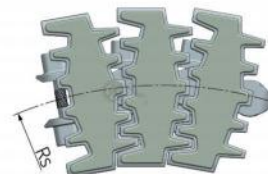
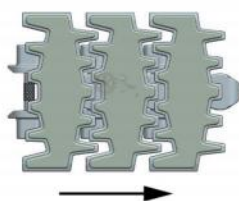
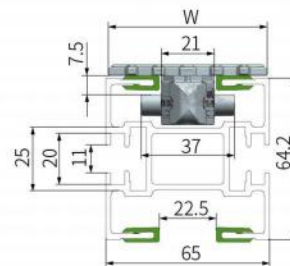
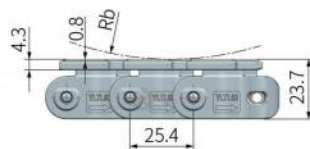
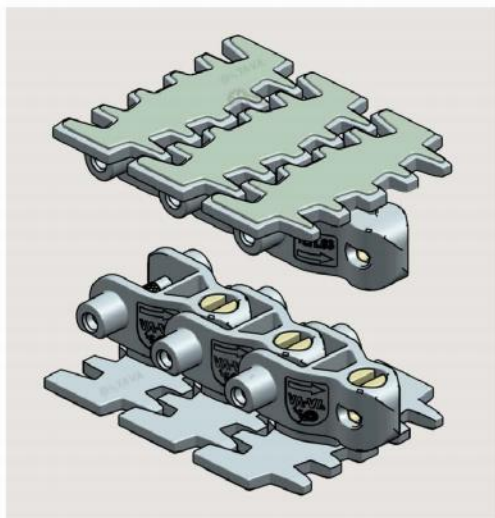
- ① Suitable for low load and moves smoothly.
- ② Connecting structure makes chain more flexible, one power can has multiple transport directions.
- ③ The teeth shape can achieve a small turning radius.
- ④ Surface with friction strips, the different pitch of friction strips has different effects.

Characteristic ④	Colour		Material				Working load (N)	Conveyor length (m)	Speed (m/min)	Working temperature (°C)
	Body	Rubber	Body	Rubber	Plastic Pivot	Pin				
1	White	Transparent	POM	85A TPU	PA66	SUS304	<3000	≤12M	≤50	-10~40

④ The angle and the environmental impact of the material lifting. Consult us for more details (actual test, use, etc.).



Flat friction top chain YL63



How to choose ①-③	Item ①-Rubber pitch ②-Characteristic ③
Part.	YLT63J-AZ1-C1

Item ①	Rubber pitch AZ ②	Width	Pitch	Rs	Rb	Weight (Kg/m)
YLT63J	1, 2, 3,	63	25.4	150	120	0.75

- ① Suitable for low load and moves smoothly.
- ② Connecting structure makes chain more flexible, one power can has multiple transport directions.
- ③ The teeth shape can achieve a small turning radius.
- ④ Surface with friction strips, the different pitch of friction strips has different effects.

Characteristic ③	Colour		Material				Working load (N)	Conveyor length (m)	Speed (m/min)	Working temperature (°C)
	Body	Rubber	Body	Rubber	Plastic Pivot	Pin				
1	White	White	POM	60A TPE	PA66	SUS304	<3000	≤12M	≤50	-10~40

- ④ The angle and the environmental impact of the material lifting. Consult us for more details (actual test, use , etc.).



Flexible chain

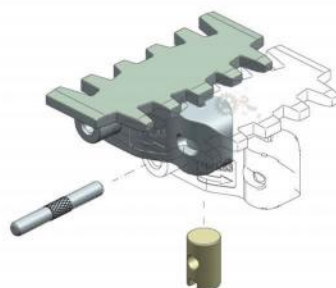
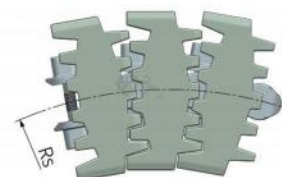
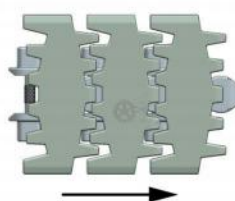
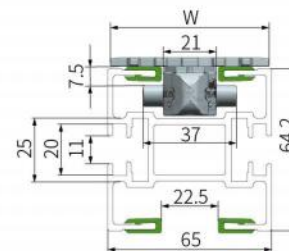
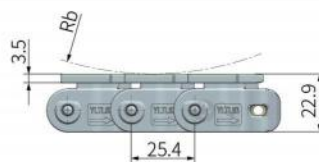





Flexible chain



Flocking chain YL63



How to choose ①-② Item ①-Characteristic ②

Part.

YLTL63FA-C1

Item ①	Width	Pitch	Rs	Rb	Weight (Kg/m)
YLTL63FA	63	25.4	150	120	0.75

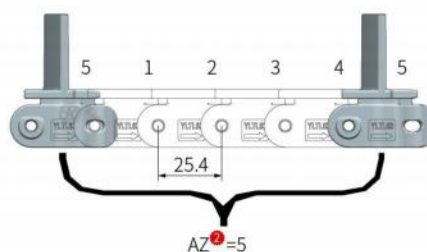
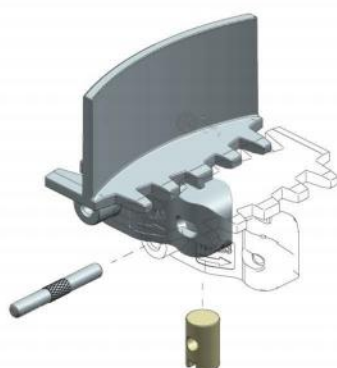
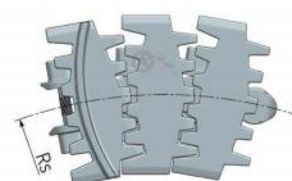
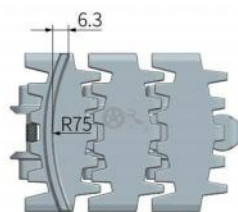
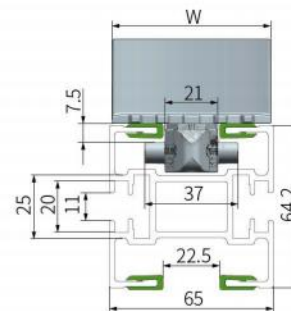
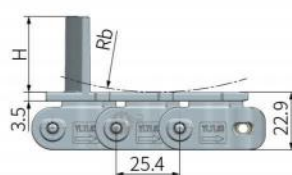
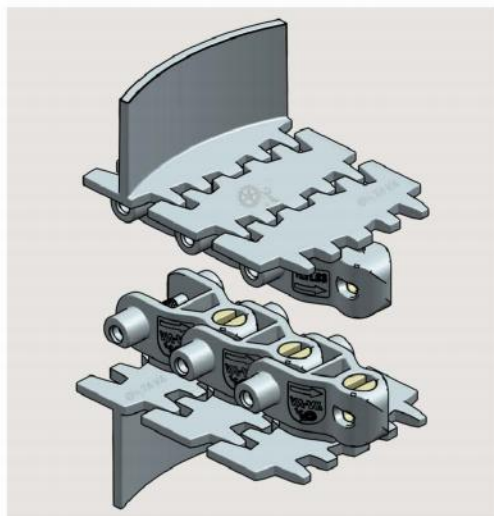
- ① Suitable for low load and moves smoothly.
- ② Connecting structure makes chain more flexible, one power can has multiple transport directions.
- ③ The teeth shape can achieve a small turning radius.
- ④ Top with flocking to protect the surface of materials.

Characteristic ②	Colour		Material				Working load (N)	Conveyor length (m)	Speed (m/min)	Working temperature (°C)
	Body	Flocking	Body	Flocking	Plastic Pivot	Pin				
1	Light yellow	Grey	PA66	PA66	PA66	SUS304	<3000	≤12M	≤50	-10~40

- ⑤ Surface fluff will be slightly affected by friction.



Scraper chain YL63


P080~082/094
~096/105~107

Flexible chain



P118



P126/129


P133~135/
148~150


P160


P161~164/
171~172

P165~166/
173~174


P167/175



P170



P180/183



P187/195



P201/208



How to choose ①-③ Item ①-Flight pitch ②-Characteristic ③

Part.

YLTL63X20-AZ1-C1

Item ①	Flight pitch AZ ②	Width	Flight height H	Pitch	Rs	Rb	Weight (Kg/m)
YLTL63X20	1, 2, 3,.....	63	20	25.4	150	120	0.77
YLTL63X30			30				0.79
YLTL63X40			40				0.81
YLTL63X55			55				0.83

- ① Suitable for low load and moves smoothly.
- ② Connecting structure makes chain more flexible, one power can has multiple transport directions.
- ③ The teeth shape can achieve a small turning radius.

Characteristic ①	Colour	Material			Working load (N)	Conveyor length (m)	Speed (m/min)	Working temperature (°C)
		Body	Plastic Pivot	Pin				
1	White	POM	PA66	SUS304	<3000	≤12M	≤50	-10~40

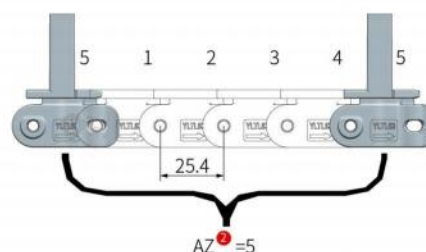
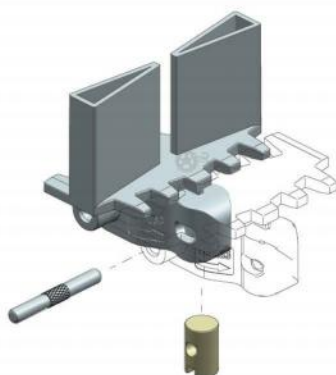
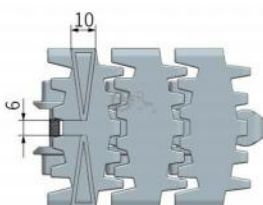
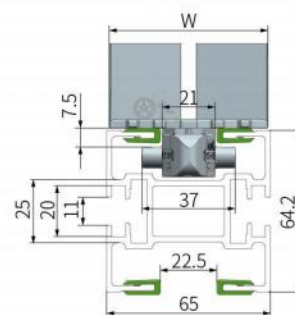
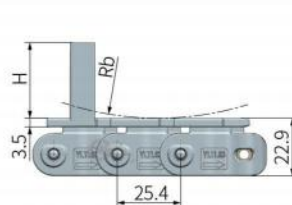
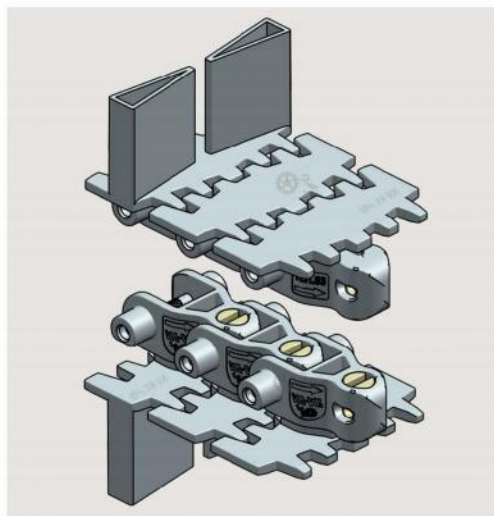




Flexible chain



Cleated chain YL63



How to choose ①-③ Item ①-Flight pitch ②-Characteristic ③

Part.

YLTL63X4A-AZ1-C1

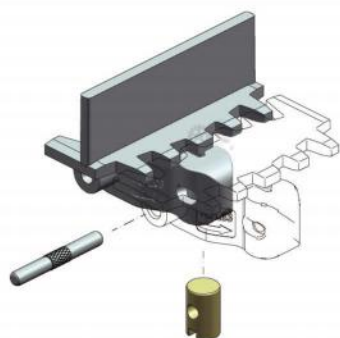
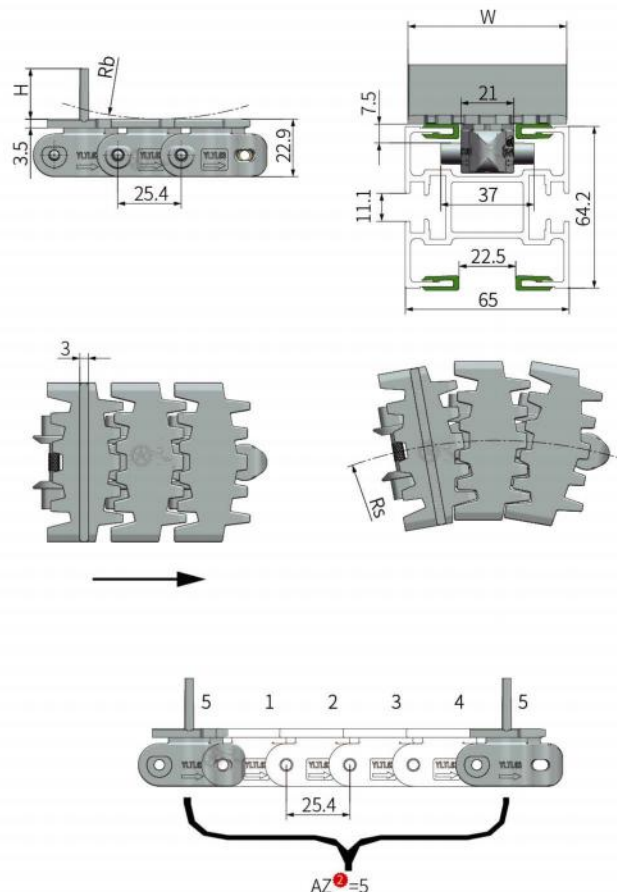
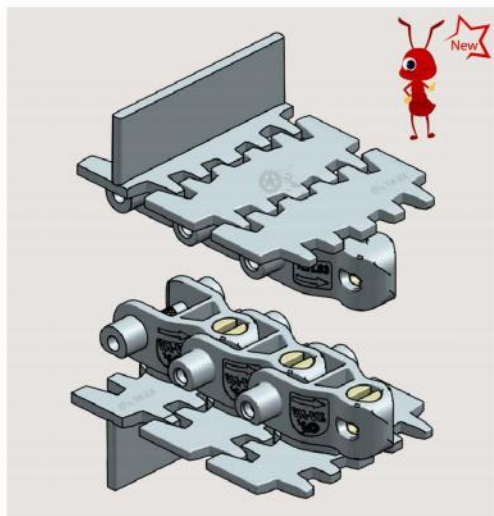
Item ①	Flight pitch AZ ②	Width	Flight height H	Pitch	Rs	Rb	Weight (Kg/m)
YLTL63X4A	1, 2, 3,.....	63	4	25.4	150	120	0.75
YLTL63X5.5A			5.5				0.78
YLTL63X9A			9				0.82
YLTL63X12A			12				0.85
YLTL63X17A			17				0.90
YLTL63X30A			30				0.96

- ① Suitable for low load and moves smoothly.
- ② Connecting structure makes chain more flexible, one power can has multiple transport directions.
- ③ The teeth shape can achieve a small turning radius.
- ④ The top can be used as a block or can support the materials.

Characteristic ①	Colour	Material			Working load (N)	Conveyor length (m)	Speed (m/min)	Working temperature (°C)
		Body	Plastic Pivot	Pin				
1	White	POM	PA66	SUS304	<3000	≤12M	≤50	-10~40



Cleated chain YL63



How to choose ①-②	Item ①-Flight pitch ②-Characteristic ③
Part.	YLTL63X4A-AZ1-C1

Item ①	Flight pitch AZ ②	Width	Flight height H	Pitch	Rs	Rb	Weight (Kg/m)
YLTL63X10E	1, 2, 3,.....	63	10	25.4	150	120	0.87
YLTL63X15E			15				0.89
YLTL63X20E			20				0.90
YLTL63X30E			30				0.92

- ① Suitable for low load and moves smoothly.
- ② Connecting structure makes chain more flexible, one power can has multiple transport directions.
- ③ The teeth shape can achieve a small turning radius.

Characteristic ①	Colour	Material			Working load (N)	Conveyor length (m)	Speed (m/min)	Working temperature (°C)
		Body	Plastic Pivot	Pin				
1	White	POM	PA66	SUS304	<3000	≤12M	≤50	-10~40



Flexible chain

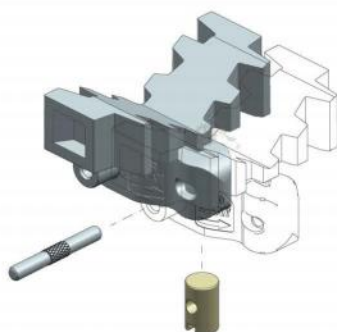
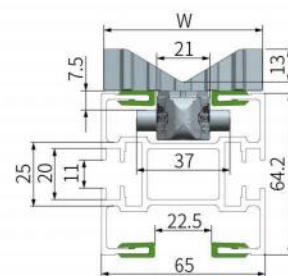
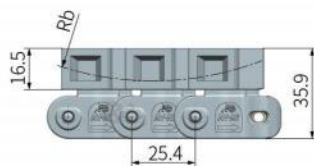
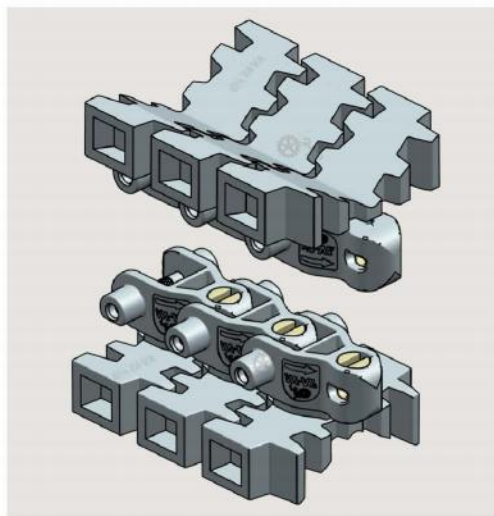




Flexible chain



V-block chain YL63



How to choose ①-②	Item ①-Characteristic ②
Part.	YLTL63V-C1

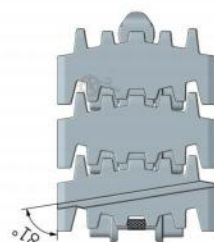
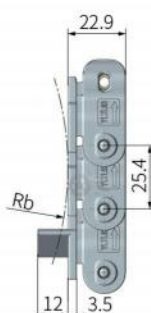
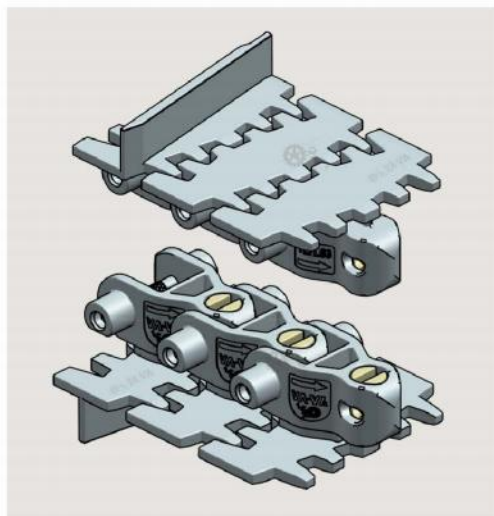
Item ①	Width	Pitch	Rs	Rb	Weight (Kg/m)
YLTL63V	63	25.4	150	120	0.90

- ① Suitable for low load and moves smoothly.
- ② Connecting structure makes chain more flexible, one power can has multiple transport directions.
- ③ The teeth shape can achieve a small turning radius.
- ④ The top can be used as a block or can support the materials.

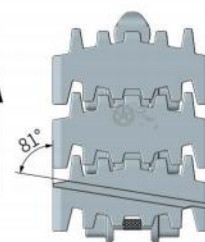
Characteristic ③	Colour	Material			Working load (N)	Conveyor length (m)	Speed (m/min)	Working temperature (°C)
		Body	Plastic Pivot	Pin				
1	White	POM	PA66	SUS304	<3000	≤12M	≤50	-10~40



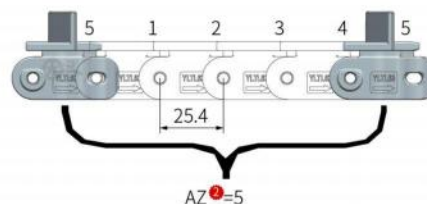
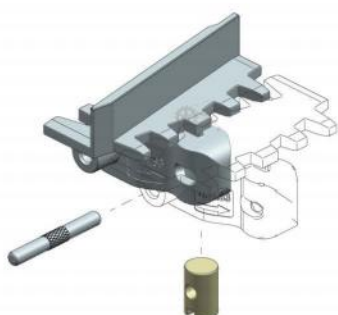
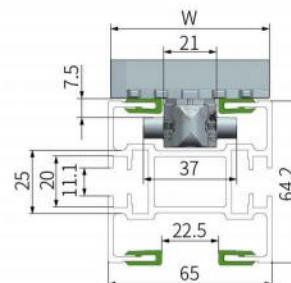
Lift chain YL63



Item : YLTL63X12L



Item : YLTL63X12R



How to choose ①-③	Item ①-Flight pitch ②-Characteristic ③
Part.	YLTL63X12L-AZ1-C1

Item ①	Flight pitch AZ ②	Ascending direction	Width	Flight height H	Pitch	Rs	Rb	Weight (Kg/m)
YLTL63X12L	1, 2, 3,.....	Left	63	12	25.4	150	120	1.16
YLTL63X12R		Right						1.16

- ① Suitable for low load and moves smoothly.
- ② Connecting structure makes chain more flexible, one power can has multiple transport directions.
- ③ The teeth shape can achieve a small turning radius.
- ④ The baffle is tilted angle, and the material can be biased towards one side.

Characteristic ①	Colour	Material			Working load (N)	Conveyor length (m)	Speed (m/min)	Working temperature (°C)
		Body	Plastic Pivot	Pin				
1	White	POM	PA66	SUS304	<3000	≤12M	≤50	-10~40



Flexible chain

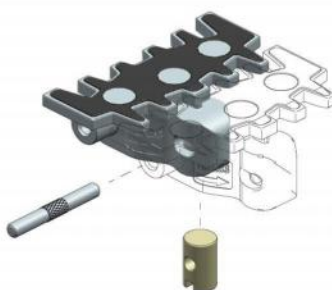
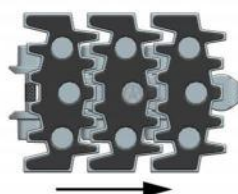
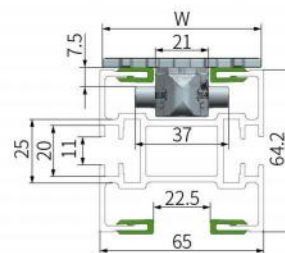
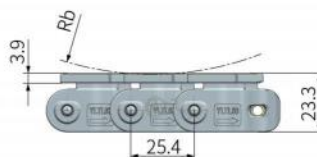





Flexible chain



Steel top chain YL63



How to choose ①-②
Part.

Item ①-Characteristic ②
YLTL63TF-C1

Item ①	Width	Pitch	Rs	Rb	Weight (Kg/m)
YLTL63TF	63	25.4	150	120	1.10

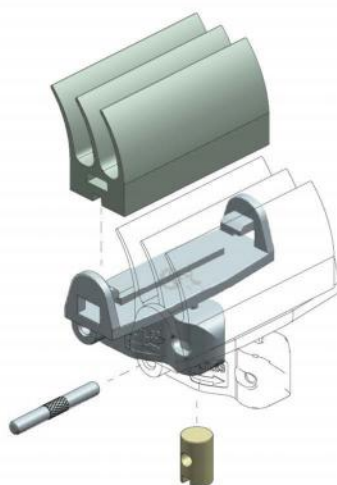

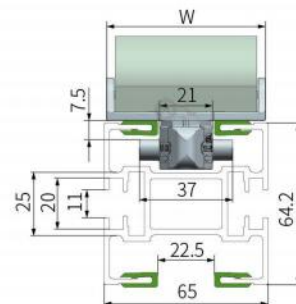
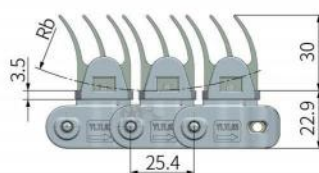
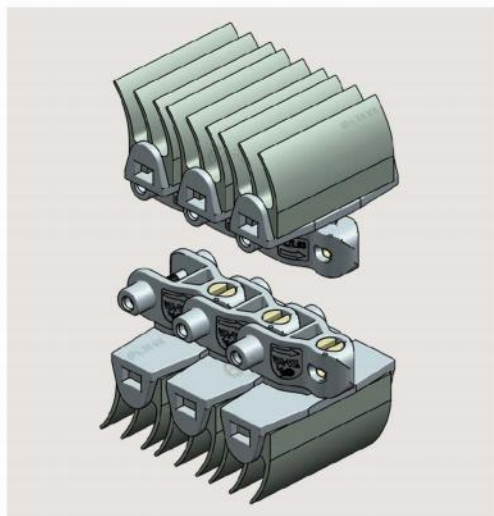
- ① Suitable for low load and moves smoothly.
- ② Connecting structure makes chain more flexible, one power can has multiple transport directions.
- ③ The teeth shape can achieve a small turning radius.
- ④ Avoid surface wear and tear, suitable for metal components.

Characteristic ②	Colour		Material				Working load (N)	Conveyor length (m)	Speed (m/min)	Working temperature (°C)
	Body	Steel plate	Body	Steel plate	Plastic Pivot	Pin				
1	White	Black	POM	SUS304	PA66	SUS304	<3000	≤12M	≤50	-10~40

- ⑤ The surface of the top steel plate is hardened and wear-resistant.



Flexible cleat chain YL63


P080~082/094
~096/105~107

Flexible chain



P118



P126/129


P133~135/
148~150


P160


P161~164/
171~172

P165~166/
173~174


P167/175



P170



P180/183



P187/195



P201/208



How to choose ①-②	Item ①-Characteristic ②
Part.	YLT63C-C1

Item ①	Width	Pitch	Rs	Rb	Weight (Kg/m)
YLT63C	63	25.4	150	120	0.87

- ① Suitable for low load and moves smoothly.
- ② Grip the materials by finger gripper.
- ③ Finger gripper snap on the palte will cause a drop.

Characteristic ②	Colour		Material				Working load (N)	Conveyor length (m)	Speed (m/min)	Working temperature (°C)
	Body	Gripper	Body	Gripper	Plastic Pivot	Pin				
1	White	Transparent	POM	90A TPU	PA66	SUS304	<3000	≤12M	≤50	-10~40

- ③ Finger gripper deformation < 9 mm.

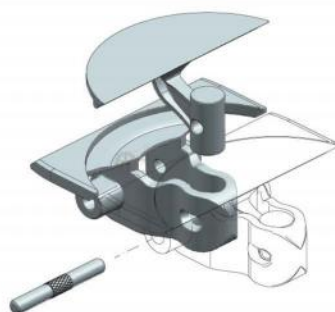

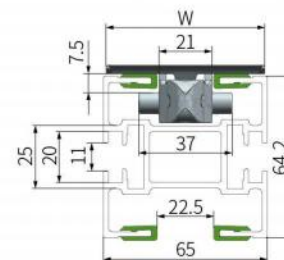
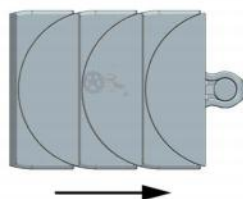
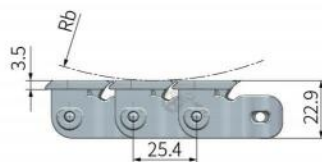
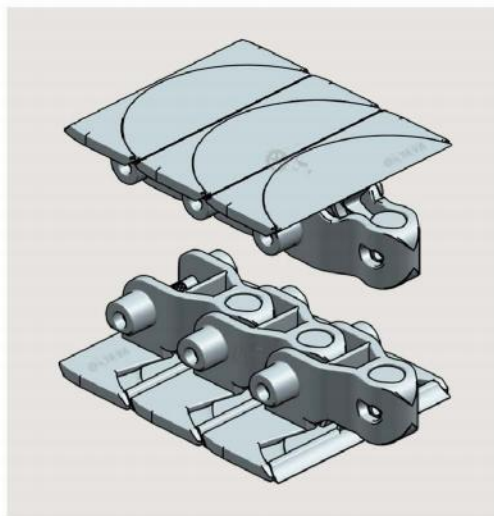




Flexible chain



Seamless chain YL63



How to choose ①-②	Item ①-Characteristic ②
Part.	YLTL63WF-C1

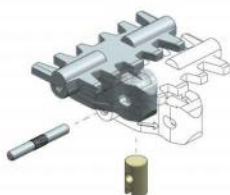
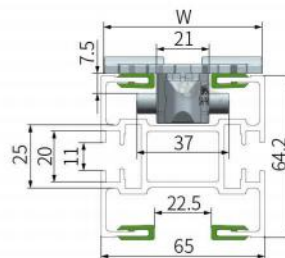
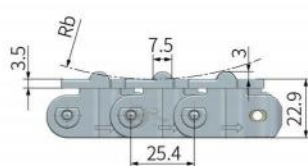
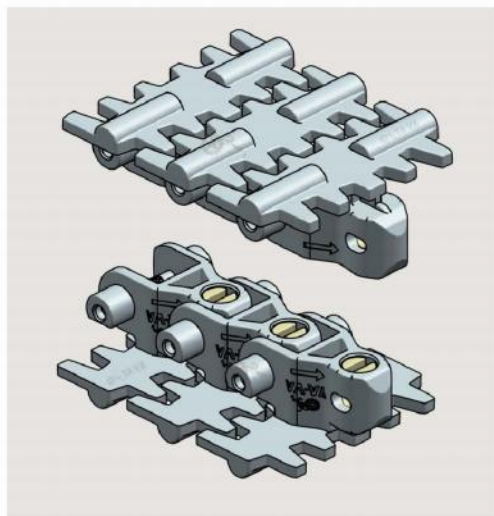
Item ①	Width	Pitch	Rs	Rb	Weight (Kg/m)
YLTL63WF	63	25.4	150	120	0.75

- ① Suitable for small materials (bottle , cans , etc.) smoothly transport.
- ② The carrying surface is big can avoid to scratch the bottom of conveyor.
- ③ No change in the gap when turing transport.

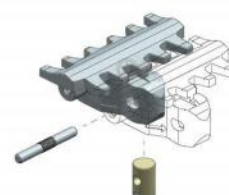
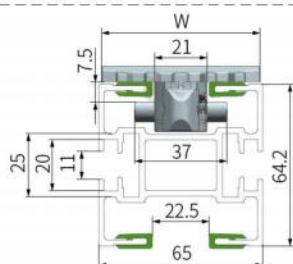
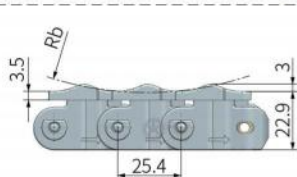
Characteristic ②	Colour	Material			Working load (N)	Conveyor length (m)	Speed (m/min)	Working temperature (°C)
		Body	Sliding blade	Pin				
1	White	POM	POM	SUS304	<3000	≤12M	≤40	-10~40



Smoking section chain YL63



Item : YLTL63EA



Item : YLTL63EB



How to choose ①-②	Item ①-Characteristic ②
Part.	YLTL63EA-C1

Item ①	Width	Pitch	Rs	Rb	Weight (Kg/m)
YLTL63EA	63	25.4	150	120	0.75
YLTL63EB					0.77

- Suitable for bulk cigarette transportation.
- Suitable for low load and moves smoothly.
- Connecting structure makes chain more flexible, one power can has multiple transport directions.
- The teeth shape can achieve a small turning radius.

Characteristic ②	Colour	Material			Working load (N)	Conveyor length (m)	Speed (m/min)	Working temperature (°C)
		Body	Plastic Pivot	Pin				
1	White	POM	PA66	SUS304	<3000	≤12M	≤50	-10~40



Flexible chain

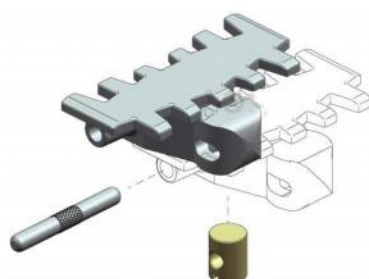
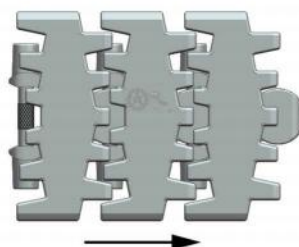
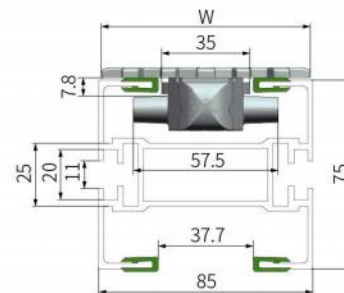
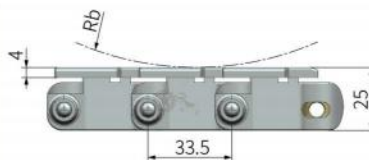
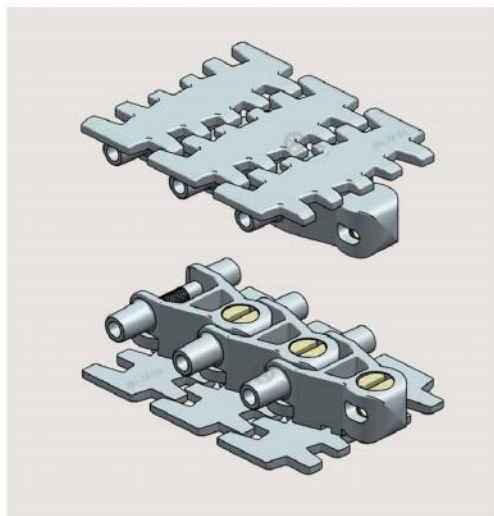




Flexible chain



Plain chain YM83



How to choose ①-② Item ①-Characteristic ②

Part.

YMTL83-C1

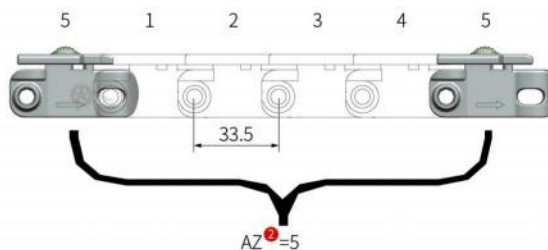
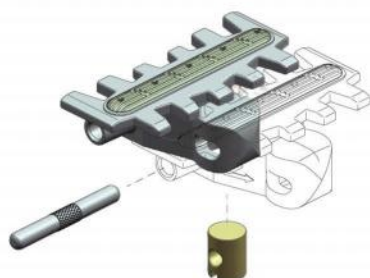
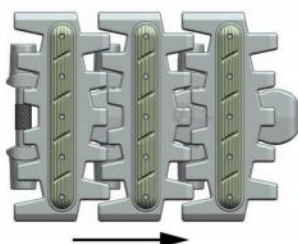
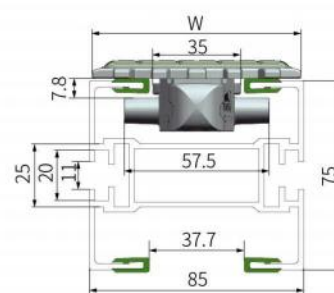
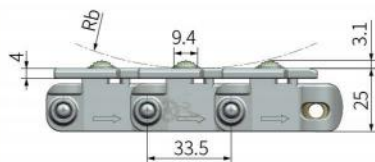
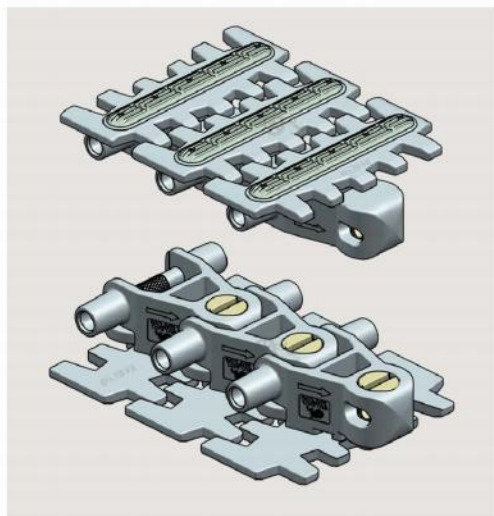
Item ①	Width	Pitch	Rs	Rb	Weight (Kg/m)
YMTL83	83	33.5	160	120	1.20

- Suitable for medium load and moves smoothly.
- Connecting structure makes chain more flexible, one power can has multiple transport directions.
- The teeth shape can achieve a small turning radius.

Characteristic ②	Colour	Material			Working load (N)	Conveyor length (m)	Speed (m/min)	Working temperature (°C)
		Body	Plastic Pivot	Pin				
1	White	POM	PA66	SUS304	<5000	≤12M	≤50	-10~40



Friction top chain YM83



How to choose ①-②	Item ①-Rubber pitch ②-Characteristic ①
Part.	YMTL83F-AZ1-C1

Item ①	Rubber pitch AZ ②	Width	Pitch	Rs	Rb	Weight (Kg/m)
YMTL83F	1, 2, 3,	83	33.5	160	120	1.25

- ① Suitable for medium load and moves smoothly.
- ② Connecting structure makes chain more flexible, one power can has multiple transport directions.
- ③ The teeth shape can achieve a small turning radius.
- ④ Surface with friction strips, the different pitch of friction strips has different effects.

Characteristic ①	Colour		Material				Working load (N)	Conveyor length (m)	Speed (m/min)	Working temperature (°C)
	Body	Rubber	Body	Rubber	Plastic Pivot	Pin				
1	White	Transparent	POM	85A TPU	PA66	SUS304	<5000	≤12M	≤50	-10~40

- ④ The angle and the environmental impact of the material lifting. Consult us for more details (actual test, use, etc.).



Flexible chain





P083~085/097
~099/108~110

Flexible chain



P119



P127/130



P136~138/
151~153



P160



P161~164/
171~172



P165~166/
173~174



P168/176



P170



P181/184

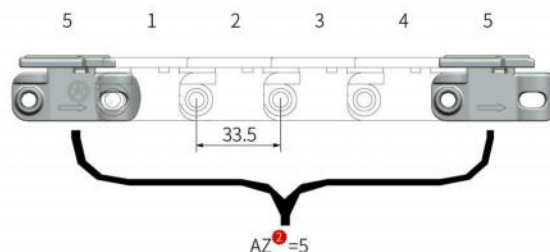
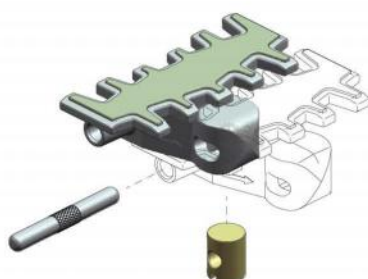

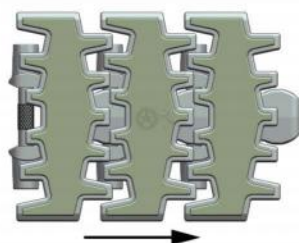
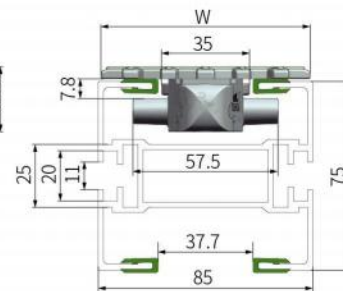
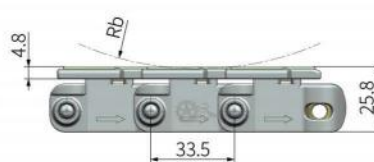
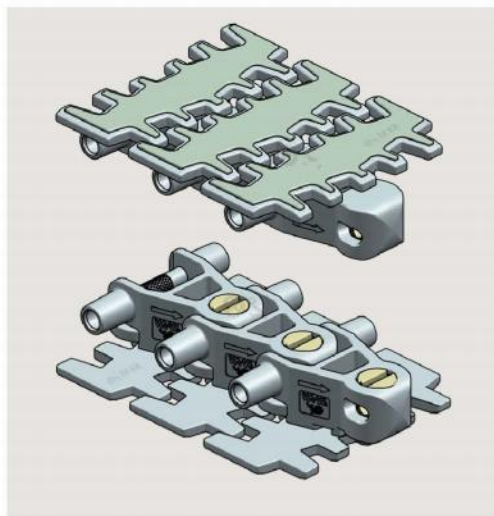


P188/196



P202/209

Flat friction top chain YM83



How to choose ①-③ Item ①-Rubber pitch ②-Characteristic ③
Part. YMTL83J-AZ1-C1

Item ①	Rubber pitch AZ ②	Width	Pitch	Rs	Rb	Weight (Kg/m)
YMTL83J	1, 2, 3,	83	33.5	160	120	1.25

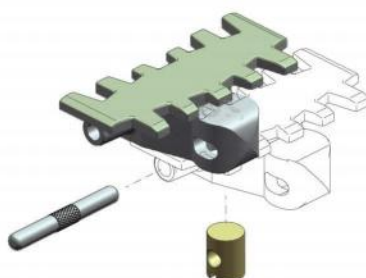

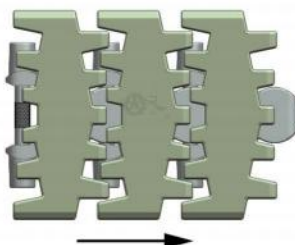
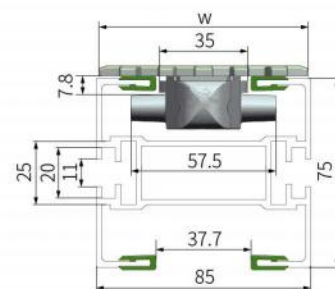
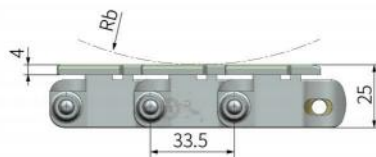
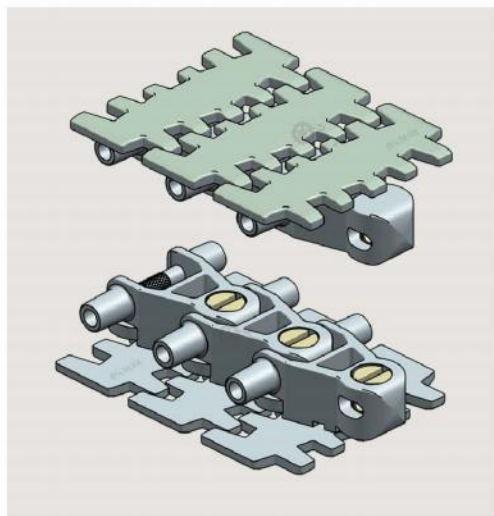
- ① Suitable for medium load and moves smoothly.
- ② Connecting structure makes chain more flexible, one power can has multiple transport directions.
- ③ The teeth shape can achieve a small turning radius.
- ④ Surface with friction strips, the different pitch of friction strips has different effects.

Characteristic ③	Colour		Material				Working load (N)	Conveyor length (m)	Speed (m/min)	Working temperature (°C)
	Body	Rubber	Body	Rubber	Plastic Pivot	Pin				
1	White	White	POM	60A TPE	PA66	SUS304	<5000	≤12M	≤50	-10~40

- ④ The angle and the environmental impact of the material lifting. Consult us for more details (actual test, use, etc.).



Flocking chain YM83



How to choose ①-②	Item ①-Characteristic ②
Part.	YMTL83FA-C1

Item ①	Width	Pitch	Rs	Rb	Weight (Kg/m)
YMTL83FA	83	33.5	160	120	1.25

- ① Suitable for medium load and moves smoothly.
- ② Connecting structure makes chain more flexible, one power can has multiple transport directions.
- ③ The teeth shape can achieve a small turning radius.
- ④ Top with flocking to protect the surface of materials.

Characteristic ②	Colour		Material				Working load (N)	Conveyor length (m)	Speed (m/min)	Working temperature (°C)
	Body	Flocking	Body	Flocking	Plastic Pivot	Pin				
1	Light yellow	Grey	PA66	PA66	PA66	SUS304	<5000	≤12M	≤50	-10~40

- ⑤ Surface fluff will be slightly affected by friction.



Flexible chain

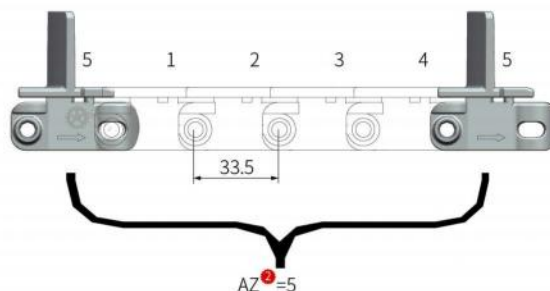
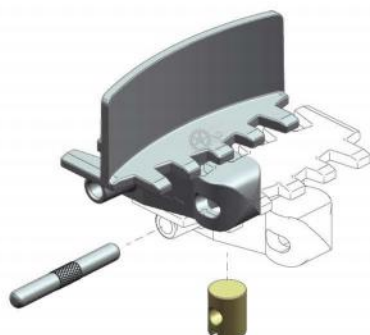
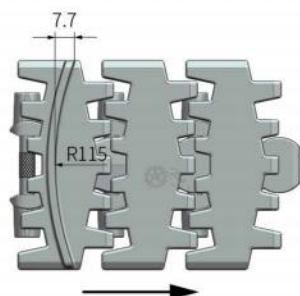
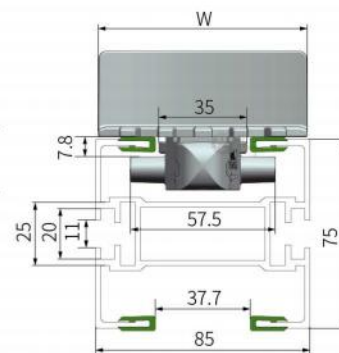
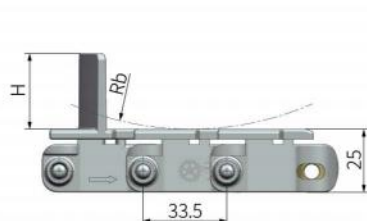
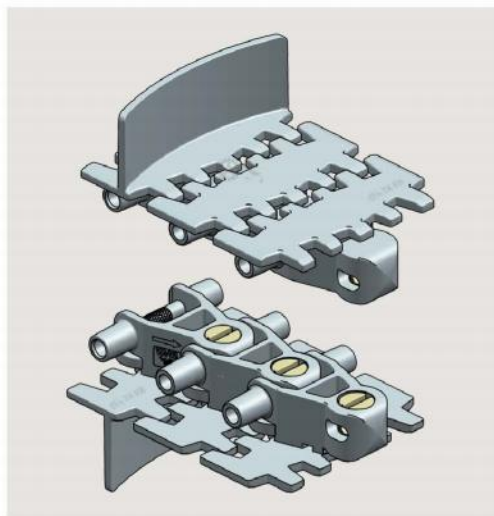




Flexible chain



Scraper chain YM83



How to choose ①-③ Item ①-Flight pitch ②-Characteristic ③
Part. YMTL83X30-AZ1-C1

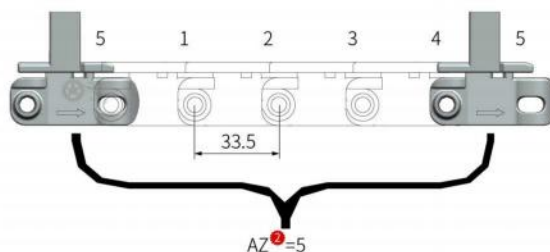
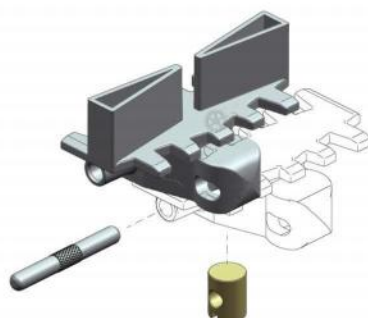
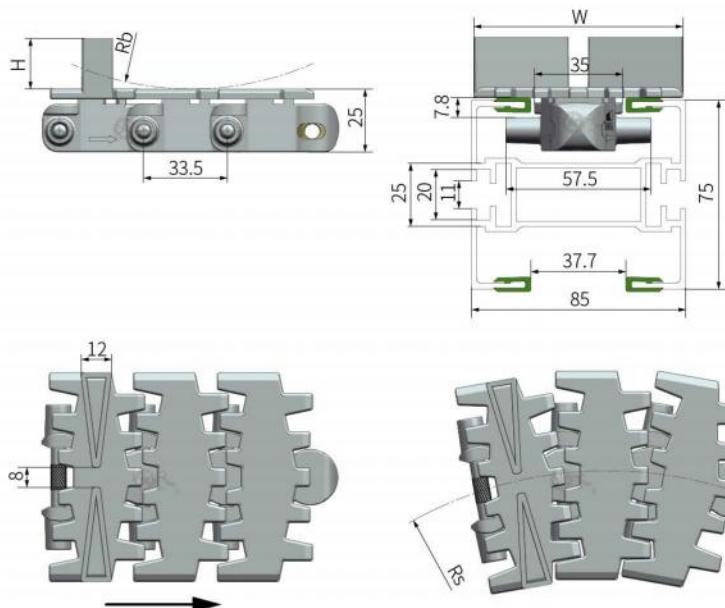
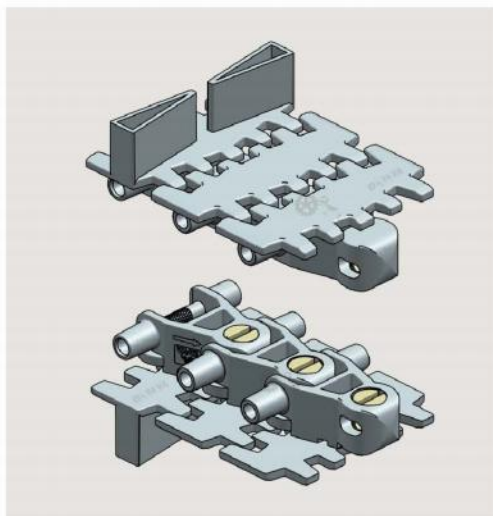
Item ①	Flight pitch AZ ②	Width	Flight height DH	Pitch	Rs	Rb	Weight (Kg/m)
YMTL83X30	1, 2, 3,.....	83	30	33.5	160	120	1.30
YMTL83X40			40				1.40
YMTL83X50			50				1.50

- ① Suitable for medium load and moves smoothly.
- ② Connecting structure makes chain more flexible, one power can has multiple transport directions.
- ③ The teeth shape can achieve a small turning radius.

Characteristic ③	Colour	Material			Working load (N)	Conveyor length (m)	Speed (m/min)	Working temperature (°C)
		Body	Plastic Pivot	Pin				
1	White	POM	PA66	SUS304	<5000	≤12M	≤50	-10~40



Cleated chain YM83



P083~085/097
~099/108~11

Flexible chain



P119



P127/



P136~



P160



P161~



P165~



P168/



P170



P181/



P188/



P2024

	How to choose ¹ - ²	Item ¹ -Flight pitch ² -Characteristic ³
	Part.	YMTL83X9A-AZ1-C1

Item ^①	Flight pitch AZ ^②	Width	Flight height H	Pitch	Rs	Rb	Weight (Kg/m)
YMTL83X9A	1、2、3.....	83	9	33.5	160	120	1.35
YMTL83X15A			15				1.55
YMTL83X20A			20				1.65
YMTL83X30A			30				1.80

- ④ Suitable for medium load and moves smoothly.
- ⑤ Connecting structure makes chain more flexible, one power can has multiple transport directions.
- ⑥ The teeth shape can achieve a small turning radius.
- ⑦ The top can be used as a block or can support the materials.

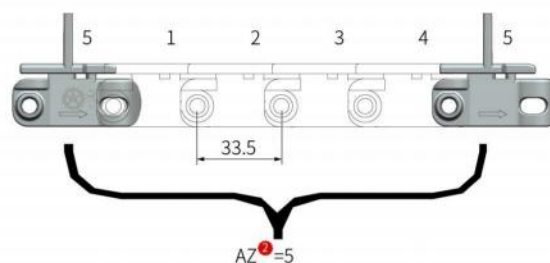
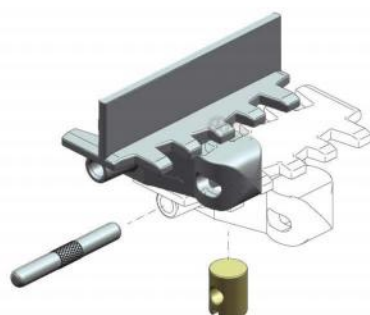
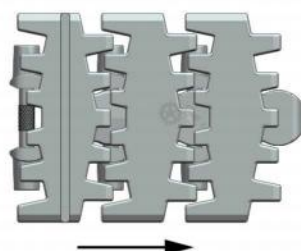
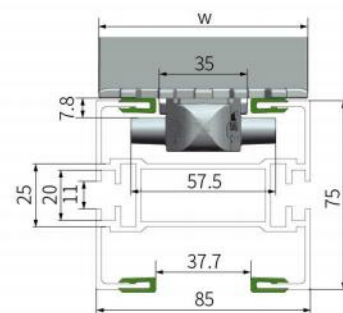
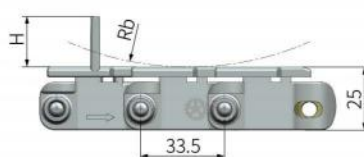
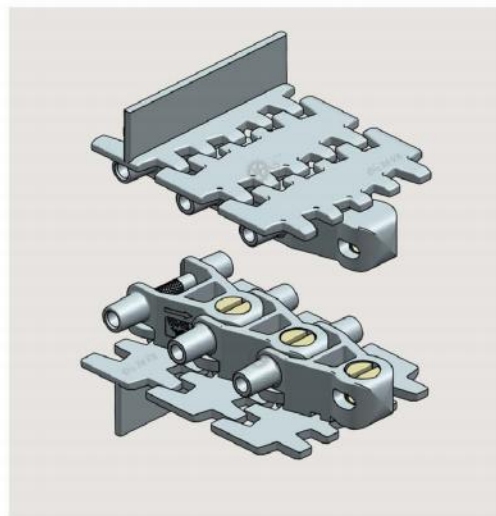
Characteristic ^①	Colour	Material			Working load (N)	Conveyor length (m)	Speed (m/min)	Working temperature (°C)
		Body	Plastic Pivot	Pin				
1	White	POM	PA66	SUS304	<5000	≤12M	≤50	-10~40



Cleated chain YM83



Flexible chain



How to choose ①-③ Item ①-Flight pitch ②-Characteristic ③

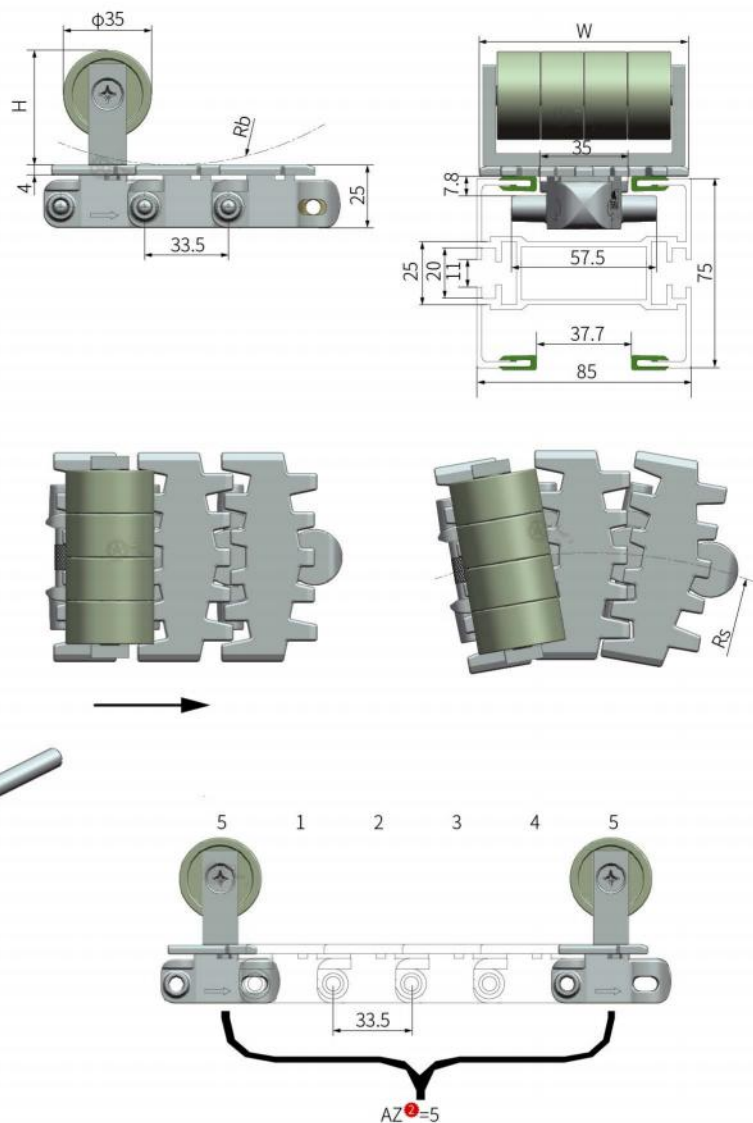
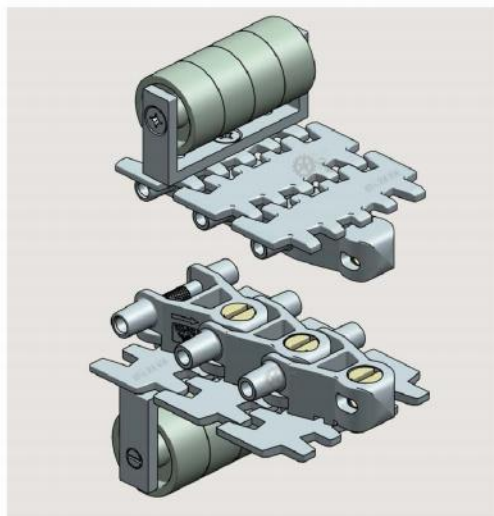
Item ①	Flight pitch AZ ②	Width	Flight height H	Pitch	Rs	Rb	Weight (Kg/m)
YMTL83X15E	1、2、3.....	83	15	33.5	160	120	1.22
YMTL83X20E			20				1.25
YMTL83X30E			30				1.28

- ① Suitable for medium load and moves smoothly.
- ② Connecting structure makes chain more flexible, one power can has multiple transport directions.
- ③ The teeth shape can achieve a small turning radius.

Characteristic ①	Colour	Material			Working load (N)	Conveyor length (m)	Speed (m/min)	Working temperature (°C)
		Body	Plastic Pivot	Pin				
1	White	POM	PA66	SUS304	<5000	≤12M	≤50	-10~40



Roller cleated chain YM83



How to choose ①-③	Item ①-Rollers pitch ②-Characteristic ③
Part.	YMTL83X46R-AZ2-C1

Item ①	Rollers pitch AZ ②	Width	Rollers height H	Pitch	Rs	Rb	Weight (Kg/m)
YMTL83X46R	2, 3, 4,	83	46	33.5	160	120	2.00

- ① It can be used to elevate materials and lower materials.
- ② The roller can avoid scratching the materials.
- ③ Select the appropriate roller pitch according to the size of the materials.

Characteristic ③	Colour		Material						Working load (N)	Conveyor length (m)	Speed (m/min)	Working temperature (°C)
	Body	Rollers	Body	Rollers	Bracket	Plastic	Pivot	Pin				
1	White	White	PP	POM	A6063	PA66	SUS304	SUS202	<3000	≤12M	≤50	-10~40

- ③ The bottom of roller is PP (body is POM). It can resist the impact at room temperature, but not too large.



Flexible chain

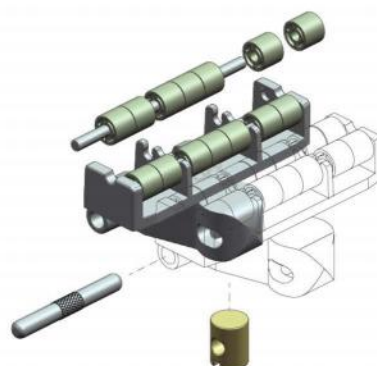
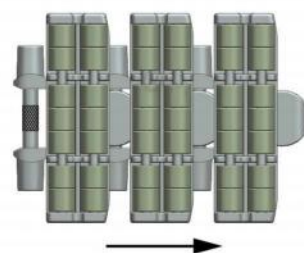
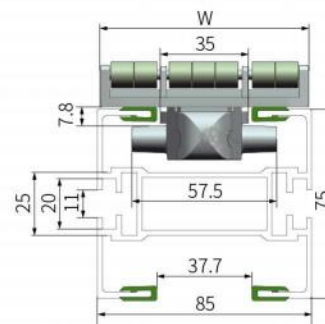
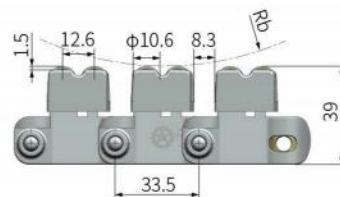
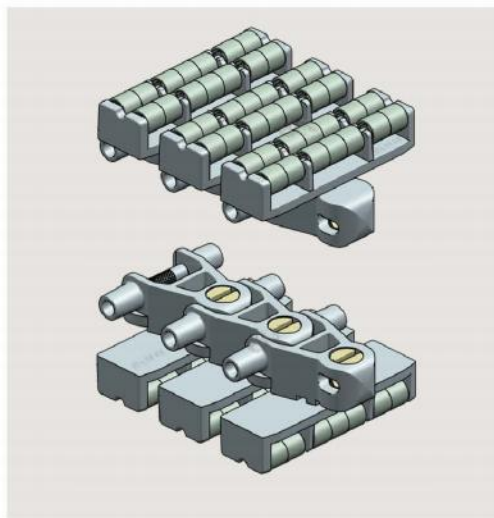




Flexible chain



Roller top chain YM83



How to choose ①-② Item ①-Characteristic ②

Part.

YMTL83R-C1

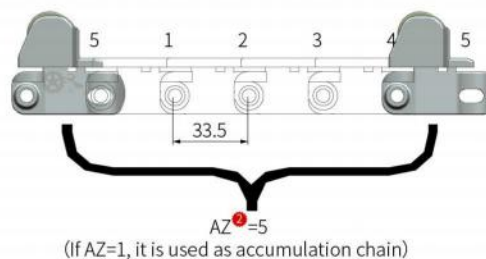
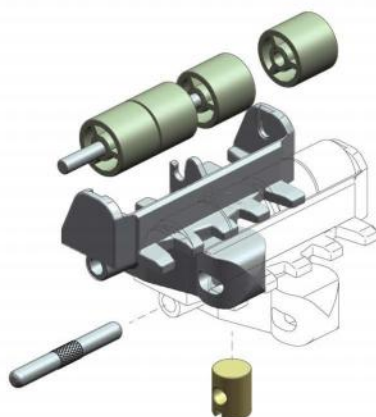
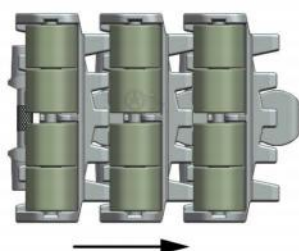
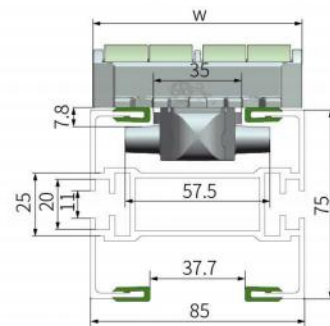
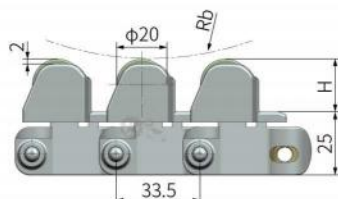
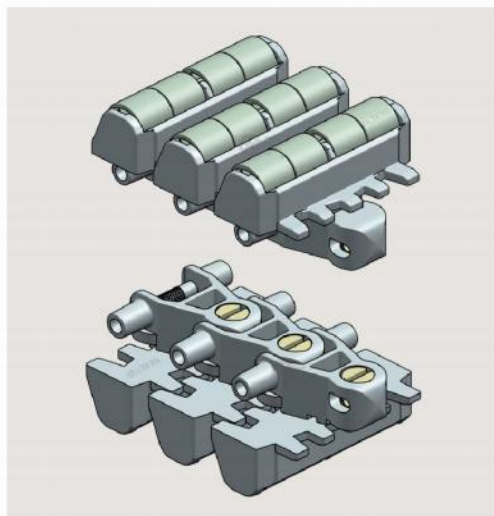
Item ①	Width	Pitch	Rs	Rb	Weight (Kg/m)
YMTL83R	83	33.5	160	120	2.00

- ① Suitable for materials (boxe, crates, trays, etc.) stacking request.
- ② Reduce accumulation pressure and friction resistance.
- ③ The metal rod connecting the top roller into chain plate.

Characteristic ②	Colour		Material					Working load (N)	Conveyor length (m)	Speed (m/min)	Working temperature (°C)
	Body	Rollers	Body	Rollers	Plastic Pivot	Pin	Pin				
1	White	White	POM	POM	PA66	SUS304	SUS304	<5000	≤12M	≤50	-10~40



Stacking lifting chain YM83



How to choose ①-③	Item ①-Rollers pitch ②-Characteristic ③
Part.	YMTL83X20R-AZ1-C1

Item ①	Rollers pitch AZ ②	Width	Rollers height H	Pitch	Rs	Rb	Weight (Kg/m)
YMTL83X20R	1, 2, 3,	83	21	33.5	160	120	2.80

- ① Suitable for materials (boxe, crates, trays, etc.) stacking request. It can adapt the pitch of roller as cleats.
- ② Reduce accumulation pressure and riction resistance.
- ③ The metal rod connecting the top roller into chain plate.

Characteristic ①	Colour		Material						Working load (N)	Conveyor length (m)	Speed (m/min)	Working temperature (°C)
	Body	Rollers	Body	Rollers	Plastic Pivot	Pin	Pin					
1	White	White	POM	POM	PA66	SUS304	SUS304		<5000	≤12M	≤50	-10~40



P083~085/097
~099/108~110

Flexible chain



P119



P127/130



P136~138/
151~153



P160



P161~164/
171~172



P165~166/
173~174



P168/176



P170



P181/184



P188/196



P202/209

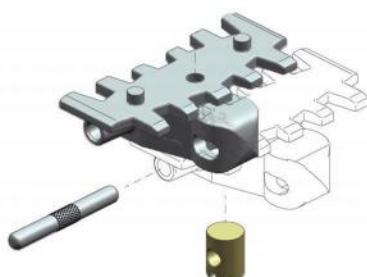
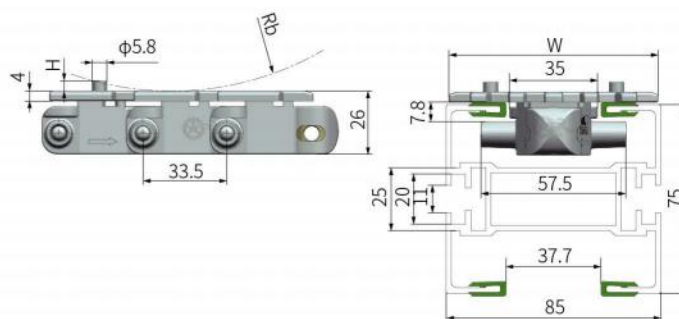
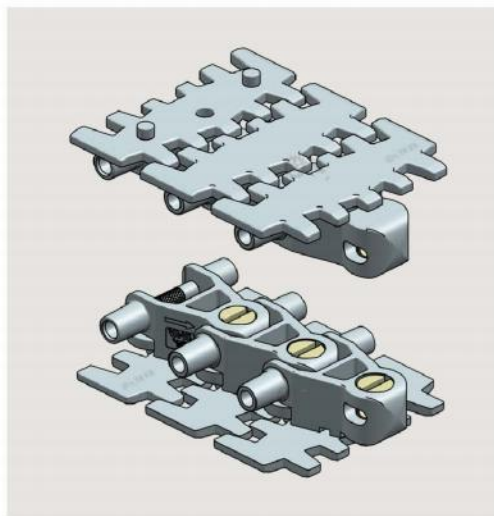




Flexible chain



Universal chain YM83



Order	How to choose ①-②	Item ①-Convex pitch ②-Characteristic ③
	Part.	YMTL83U-AZ1-C1

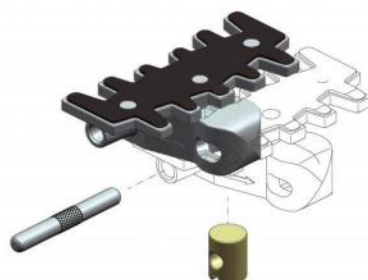
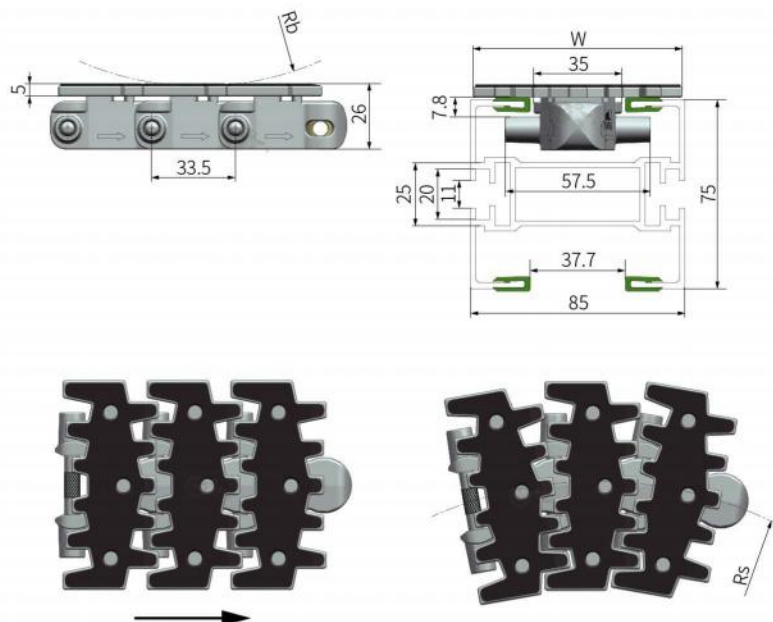

Item ①	Pad distance AZ ②	Width	Boss height H	Pitch	Rs	Rb	Weight (Kg/m)
YMTL83U	1, 2, 3,	83	4	33.5	160	120	1.20

- ① It is suitable for cartons elevating.
- ② The convex is a blocking effect. Select the appropriate convex pitch according to the size of the materials.
- ③ The center opens a hole or customized so that can fixed the brackets.

Characteristic ①	Colour	Material			Working load (N)	Conveyor length (m)	Speed (m/min)	Working temperature (°C)
		Body	Plastic Pivot	Pin				
1	White	POM	PA66	SUS304	<5000	≤12M	≤50	-10~40



Steel top chain YM83



How to choose ①-②	Item ①-Characteristic ②
Part.	YMTL83TF-C1

Item ①	Width	Pitch	Rs	Rb	Weight (Kg/m)
YMTL83TF	83	33.5	160	120	1.62

- ① Suitable for low load and moves smoothly.
- ② Connecting structure makes chain more flexible, one power can has multiple transport directions.
- ③ The teeth shape can achieve a small turning radius.
- ④ Avoid surface wear and tear, suitable for metal components.

Characteristic ②	Colour		Material				Working load (N)	Conveyor length (m)	Speed (m/min)	Working temperature (°C)
	Body	Steel plate	Body	Steel plate	Plastic Pivot	Pin				
1	White	Black	POM	SUS304	PA66	SUS304	<5000	≤12M	≤50	-10~40

- ① The surface of the top steel plate is hardened and wear -resistant.



Flexible chain

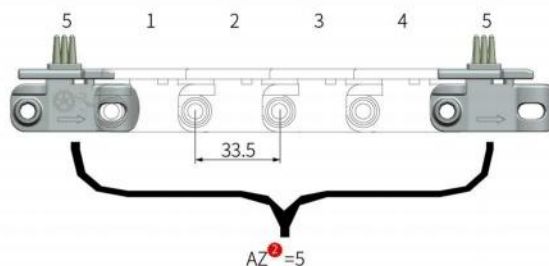
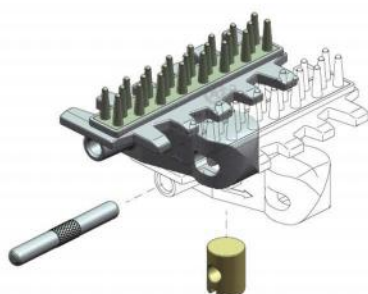
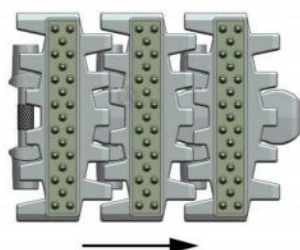
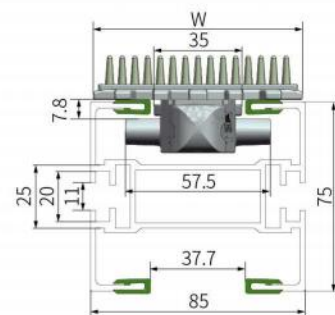
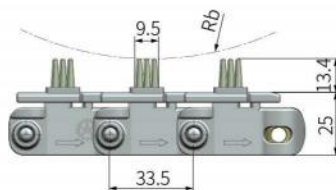
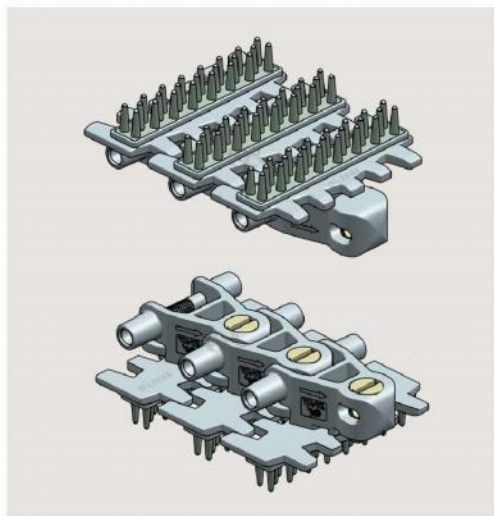




Flexible chain



Flexible cleat chain YM83B



How to choose ①-①	Item ①-Brush pitch ②-Characteristic ③
Part.	YMTL83B-AZ1-C1

Item ①	Brush pitch AZ ②	Width	Pitch	Rs	Rb	Weight (Kg/m)
YMTL83B	1, 2, 3,	83	33.5	160	120	1.30

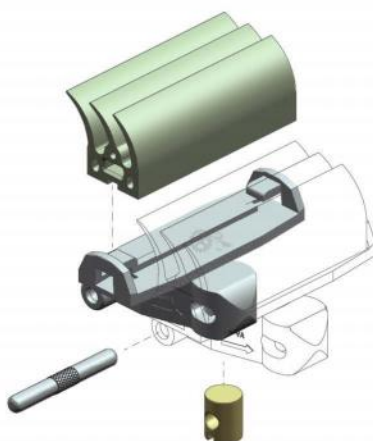

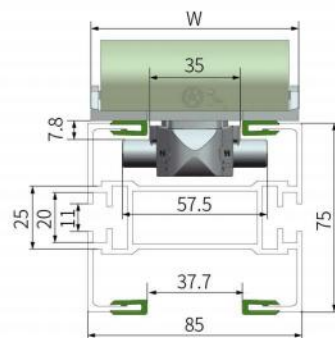
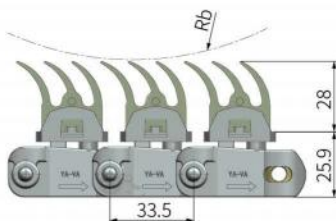
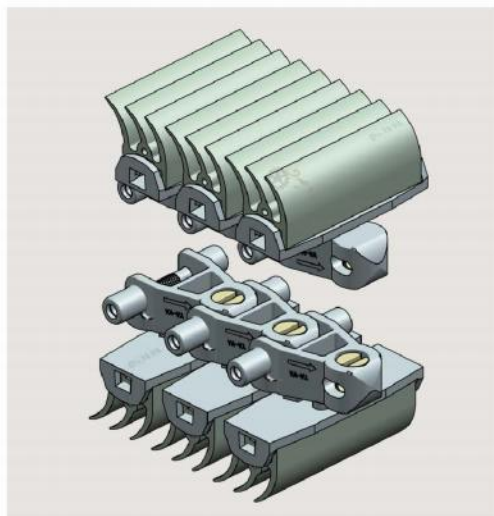
- ① Suitable for the materials (snack bags, boxes, etc.) elevate or gripper.
- ② When the appearance of irregular products, the brush fit well.
- ③ Select the appropriate pitch according to the size of the materials.

Characteristic ③	Colour		Material				Working load (N)	Conveyor length (m)	Speed (m/min)	Working temperature (°C)
	Body	Brush	Body	Brush	Plastic Pivot	Pin				
1	White	Transparent	POM	70A TPU	PA66	SUS304	<5000	≤12M	≤50	-10~40

- ④ The angle and the environmental impact of the material lifting. Consult us for more details (actual test, use, etc.).



Flexible cleat chain YM83


P083~085/097
~099/108~110

Flexible chain



P119



P127/130


P136~138/
151~153


P160


P161~164/
171~172

P165~166/
173~174


P168/176



P170



P181/184



P188/196



P202/209



How to choose ①-②	Item ①-Characteristic ②
Part.	YMTL83C-C1

Item ①	Width	Pitch	Rs	Rb	Weight (Kg/m)
YMTL83C	83	33.5	160	120	2.00

- ① Suitable for low load and moves smoothly.
- ② Grip the materials by finger gripper.
- ③ Finger gripper snap on the palte will cause a drop.

Characteristic ②	Colour		Material				Working load (N)	Conveyor length (m)	Speed (m/min)	Working temperature (°C)
	Body	Gripper	Body	Gripper	Plastic Pivot	Pin				
1	White	Transparent	POM	85A TPU	PA66	SUS304	<5000	≤12M	≤40	-10~40

- ③ Finger gripper deformation < 9 mm.

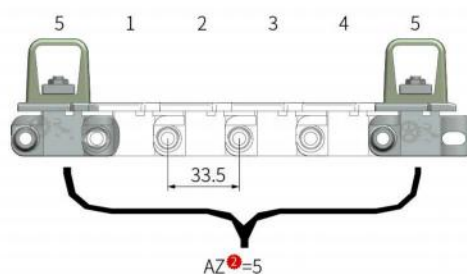



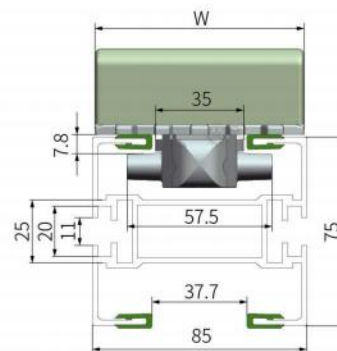
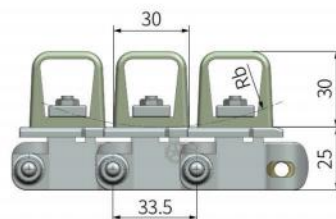
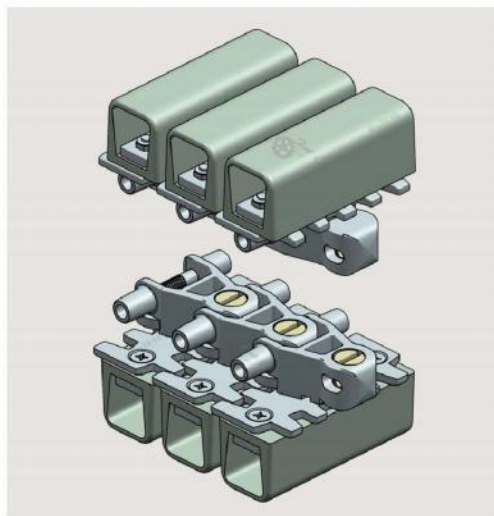




Flexible chain



Flexible cleat chain YM83D-Y



How to choose ①-①	Item ①-D-tube pitch ②-Characteristic ③
Part.	YMTL83D-Y-AZ1-C1

Item ①	D-tube pitch AZ ②	Width	Pitch	Rs	Rb	Weight (Kg/m)
YMTL83D-Y	1, 2, 3,	83	33.5	160	120	2.50

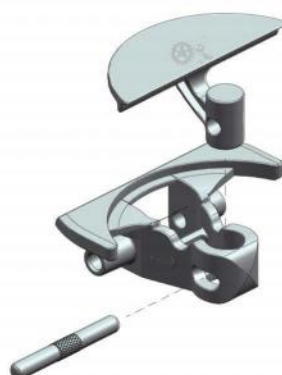

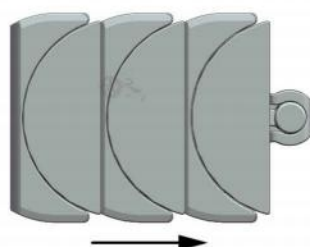
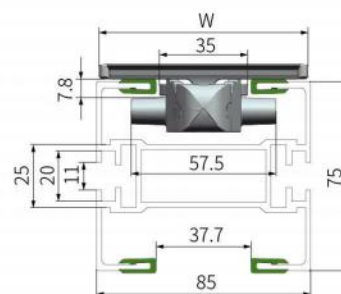
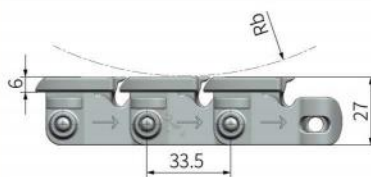
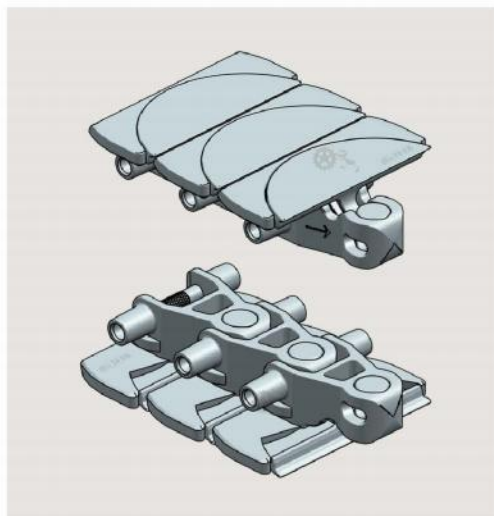
- ① Suitable to grip regular shape of materials and high load strength.
- ② Grip the material by D gripper.
- ③ D gripper is lock on the chain plate.
- ④ The material may offset when turning transport. The D gripper may cracking when in high capacity.

Characteristic ①	Colour		Material				Working load (N)	Conveyor length (m)	Speed (m/min)	Working temperature (°C)
	Body	D-tube	Body	D-tube	Plastic Pivot	Pin				
1	White	White	POM	Silica Gel	PA66	SUS304	<5000	≤12M	≤40	-10~40

- ④ D gripper deformation < 9 mm.



Seamless chain YM83


P083~085/097
~099/108~110

Flexible chain



P119



P127/130


P136~138/
151~153


P160


P161~164/
171~172

P165~166/
173~174


P168/176



P170



P181/184



P188/196



P202/209


How to choose ①-②
Part.

Item ①-Characteristic ②
YMTL83WF-C1

Item ①	Width	Pitch	Rs	Rb	Weight (Kg/m)
YMTL83WF	83	33.5	160	170	1.25

- ① Suitable for small materials (bottle , cans, etc.) smoothly transport.
- ② The carrying surface is big can avoid to scratch the bottom of conveyor.
- ③ No change in the gap when turing transport.
- ④ Can't use the intermediate drive and tension device due to restrictions of the back radius.

Characteristic ①	Colour	Material			Working load (N)	Conveyor length (m)	Speed (m/min)	Working temperature (°C)
		Body	Sliding blade	Pin				
1	White	POM	POM	SUS304	<5000	≤12M	≤40	-10~40

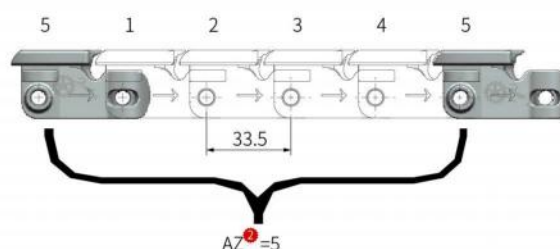
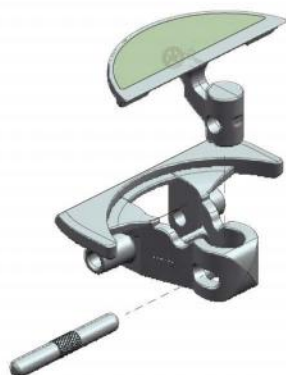
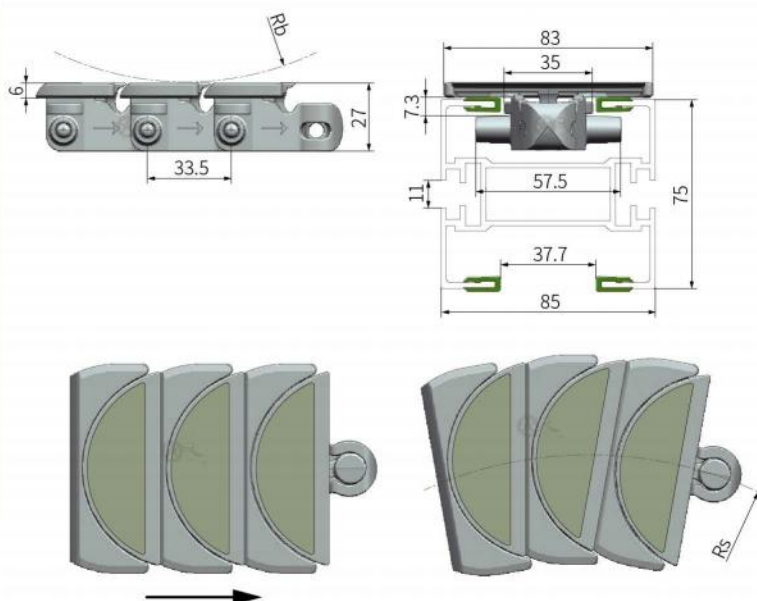
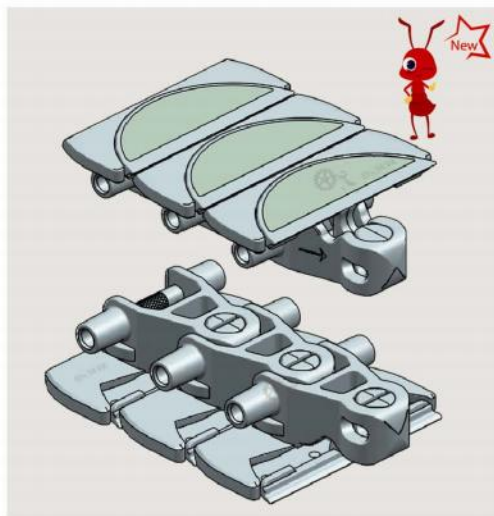




Flexible chain



Flat friction top chain (no gap) YM83



How to choose ①-③	Item ①-Rubber pitch ②-Characteristic ③
Part.	YMTL83WFJ-AZ1-C1

Item ①	Rubber pitch AZ ②	Width	Pitch	Rs	Rb	Weight (Kg/m)
YMTL83WFJ	1, 2, 3,	83	33.5	160	120	1.27

- ① Suitable for small materials (bottle , cans , etc.) smoothly transport.
- ② The carrying surface is big can avoid to scratch the bottom of conveyor.
- ③ No change in the gap when turing transport.
- ④ Surface with friction strips, the different pitch of frction strips has different effects.

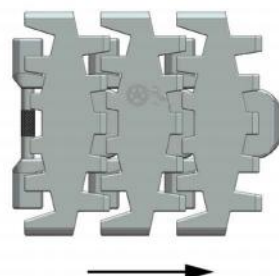
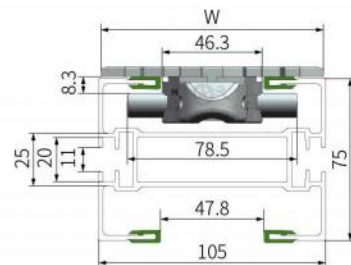
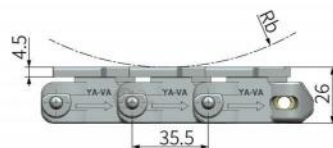
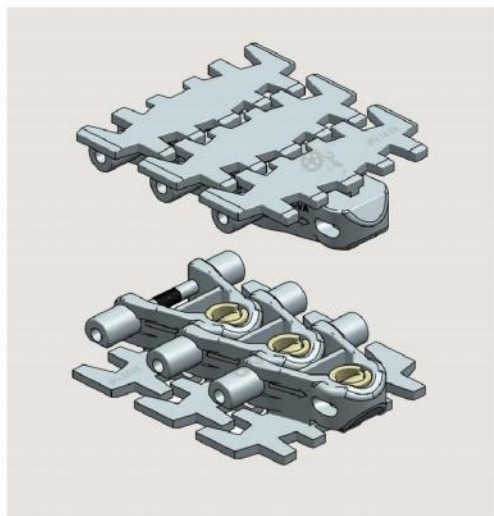
⑤ Can't use the intermediate drive and tension device due to restrictions of the back radius.

Characteristic ①	Colour		Material				Working load (N)	Conveyor length (m)	Speed (m/min)	Working temperature (°C)
	Body	Rubber	Body	Sliding blade	Rubber	Pin				
1	White	White	POM	POM	60A TPE	SUS304	<5000	≤12M	≤40	-10~40

⑥ The angle and the environmental impact of the material lifting. Consult us for more details (actual test, use , etc.).



Plain chain YH103



How to choose ①-②	Item ①-Characteristic ②
Part.	YHTL103-C1

Item ①	Width	Pitch	Rs	Rb	Weight (Kg/m)
YHTL103	103	35.5	170	120	1.50

- Suitable for medium load and moves smoothly.
- Connecting structure makes chain more flexible, one power can has multiple transport directions.
- The teeth shape can achieve a small turning radius.

Characteristic ②	Colour	Material			Working load (N)	Conveyor length (m)	Speed (m/min)	Working temperature (°C)
		Body	Plastic Pivot	Pin				
1	White	POM	PA66	SUS304	<5500	≤12M	≤50	-10~40



Flexible chain

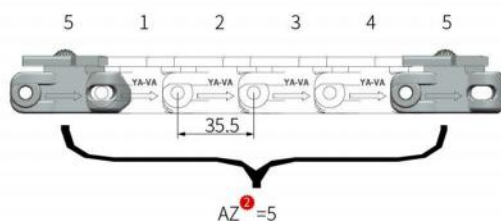
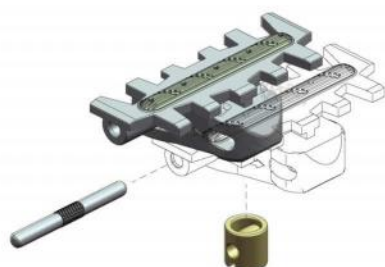
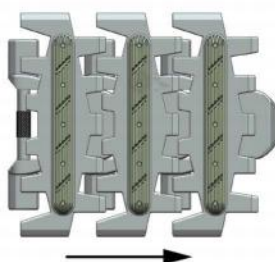
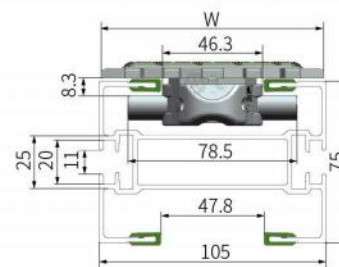
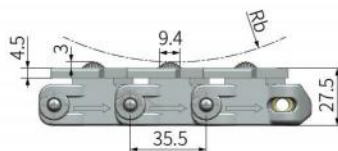
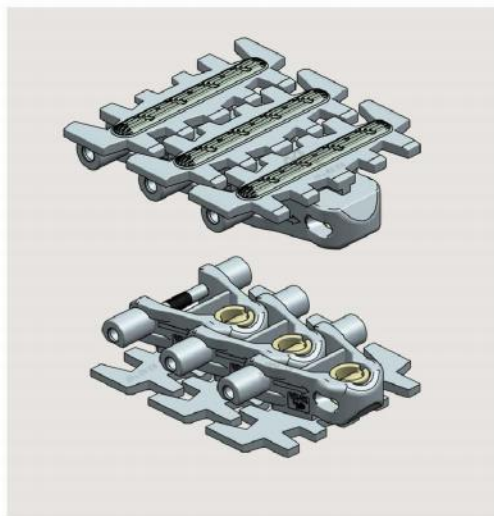




Flexible chain



Friction top chain YH103



How to choose ❶-❶ Item ❶-Rubber pitch ❷-Characteristic ❶
Part. YHTL103F-AZ1-C1

Item ❶	Rubber pitch AZ ❷	Width	Pitch	Rs	Rb	Weight (Kg/m)
YHTL103F	1, 2, 3,	103	35.5	170	120	1.53

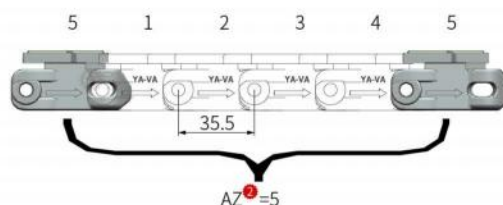
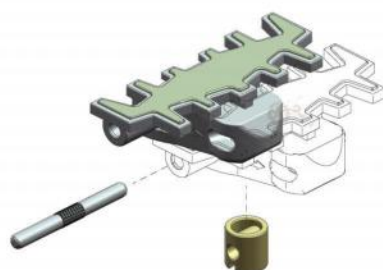
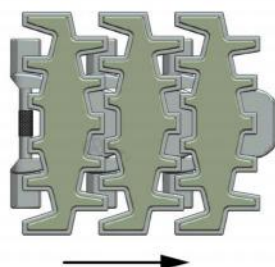
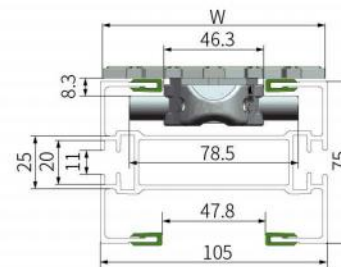
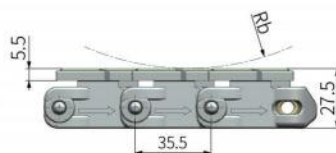

- ❶ Suitable for medium load and moves smoothly.
- ❶ Connecting structure makes chain more flexible, one power can has multiple transport directions.
- ❶ The teeth shape can achieve a small turning radius.
- ❶ Surface with friction strips, the different pitch of friction strips has different effects.

Characteristic ❶	Colour		Material				Working load (N)	Conveyor length (m)	Speed (m/min)	Working temperature (°C)
	Body	Rubber	Body	Rubber	Plastic Pivot	Pin				
1	White	Transparent	POM	85A TPU	PA66	SUS304	<5500	≤12M	≤50	-10~40

- ❶ The angle and the environmental impact of the material lifting. Consult us for more details (actual test, use, etc.).



Flat friction top chain YH103



How to choose ①-③	Item ①-Rubber pitch ②-Characteristic ③
Part.	YHTL103J-AZ1-C1

Item ①	Rubber pitch AZ ②	Width	Pitch	Rs	Rb	Weight (Kg/m)
YHTL103J	1, 2, 3,	103	35.5	170	120	1.52

- ① Suitable for medium load and moves smoothly.
- ② Connecting structure makes chain more flexible, one power can has multiple transport directions.
- ③ The teeth shape can achieve a small turning radius.
- ④ Surface with friction strips, the different pitch of friction strips has different effects.

Characteristic ③	Colour		Material				Working load (N)	Conveyor length (m)	Speed (m/min)	Working temperature (°C)
	Body	Rubber	Body	Rubber	Plastic Pivot	Pin				
1	White	White	POM	60A TPE	PA66	SUS304	<5500	≤12M	≤50	-10~40

- ④ The angle and the environmental impact of the material lifting. Consult us for more details (actual test, use , etc.).



Flexible chain

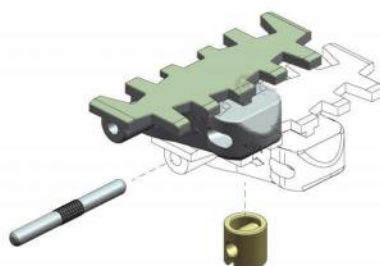
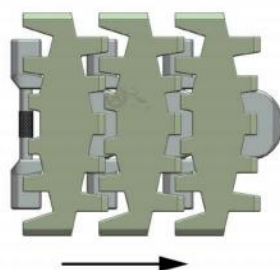
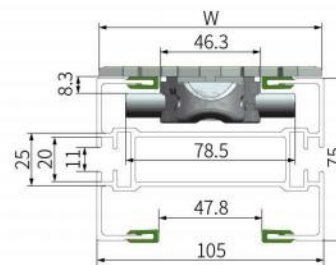
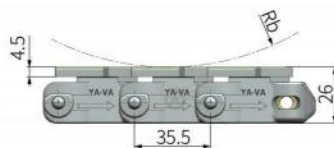
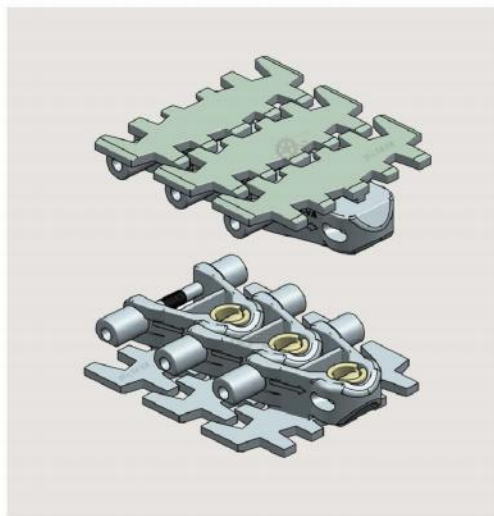




Flexible chain



Flocking chain YH103



How to choose ①-②	Item ①-Characteristic ②
Part.	YHTL103FA-C1

Item ①	Width	Pitch	Rs	Rb	Weight (Kg/m)
YHTL103FA	103	35.5	170	120	1.50

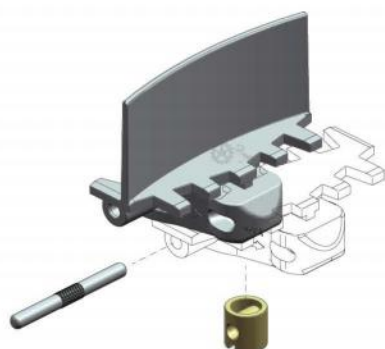
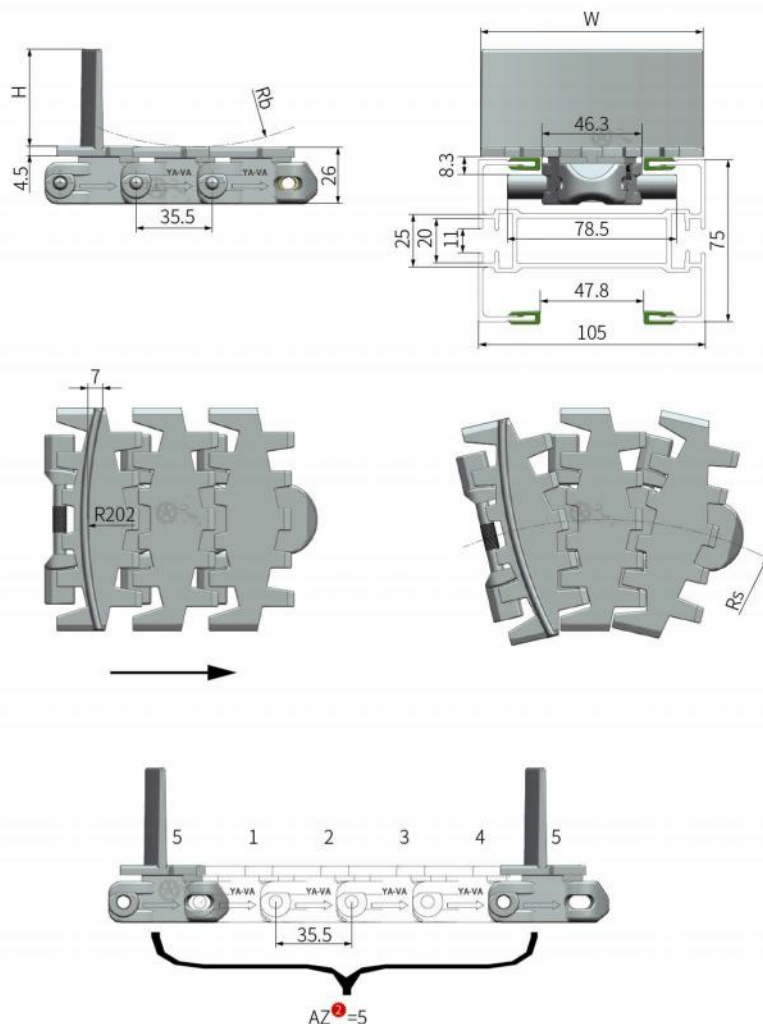
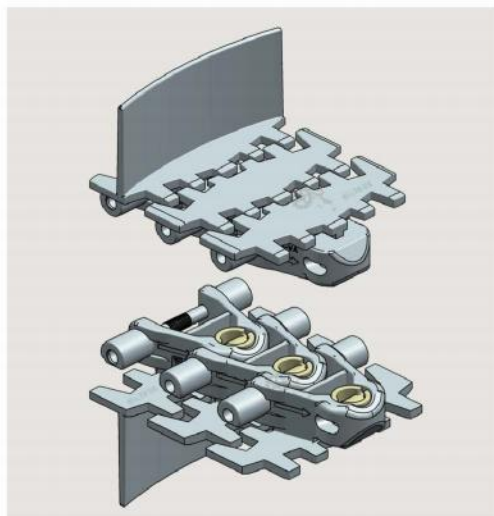
- ① Suitable for medium load and moves smoothly.
- ② Connecting structure makes chain more flexible, one power can has multiple transport directions.
- ③ The teeth shape can achieve a small turning radius.
- ④ Top with flocking to protect the surface of materials.

Characteristic ②	Colour		Material				Working load (N)	Conveyor length (m)	Speed (m/min)	Working temperature (°C)
	Body	Flocking	Body	Flocking	Plastic Pivot	Pin				
1	Light yellow	Grey	PA66	PA66	PA66	SUS304	<5500	≤12M	≤50	-10~40

- ⑤ Surface fluff will be slightly affected by friction.



Scrapper chain YH103



How to choose ①-③	Item ①-Flight pitch ②-Characteristic ③
Part.	YHTL103X20-AZ1-C1

Item ①	Flight pitch AZ ②	Width	Flight height DH	Pitch	Rs	Rb	Weight (Kg/m)
YHTL103X20	1, 2, 3,.....	103	20	35.5	170	120	1.76
YHTL103X30			30				1.89
YHTL103X45			45				2.08

- ① Suitable for medium load and moves smoothly.
- ② Connecting structure makes chain more flexible, one power can has multiple transport directions.
- ③ The teeth shape can achieve a small turning radius.

Characteristic ①	Colour	Material			Working load (N)	Conveyor length (m)	Speed (m/min)	Working temperature (°C)
		Body	Plastic Pivot	Pin				
1	White	POM	PA66	SUS304	<5500	≤12M	≤50	-10~40



Flexible chain

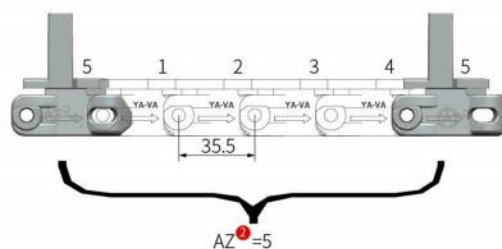
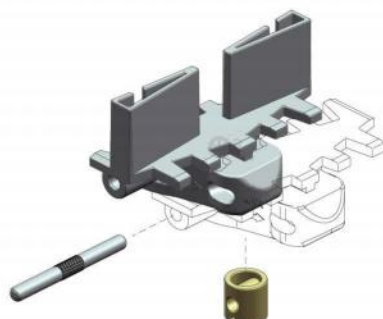
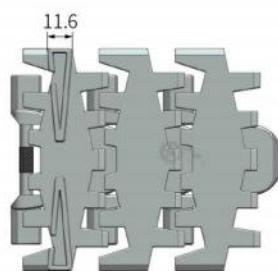
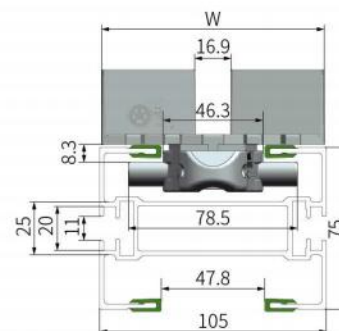
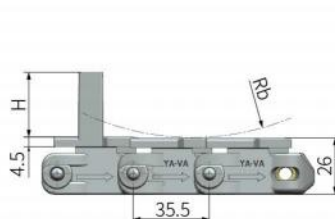
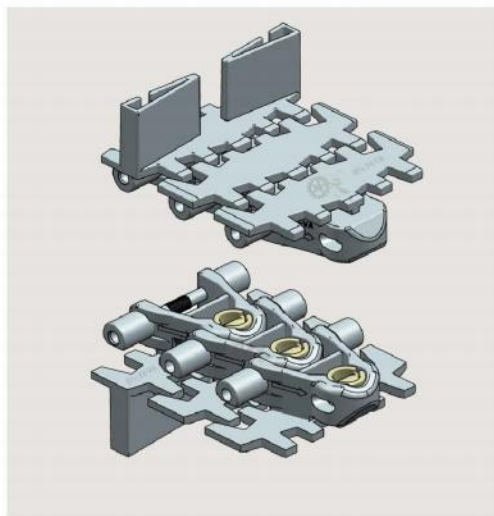




Flexible chain



Cleated chain YH103



How to choose ①-③ Item ①-Flight pitch ②-Characteristic ③
Part. YHTL103X15A-AZ1-C1

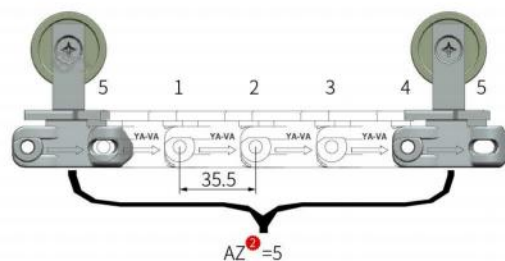
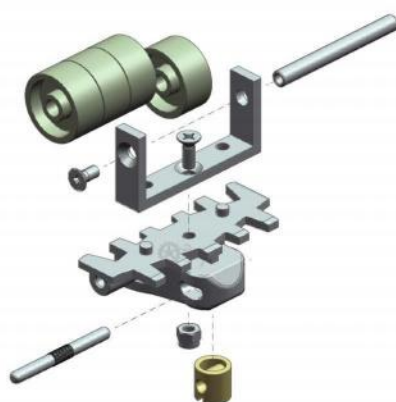


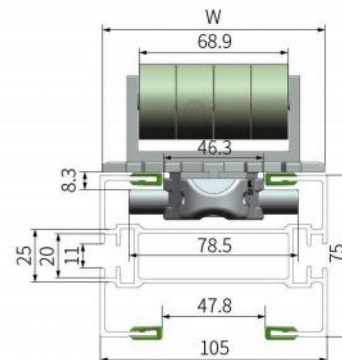
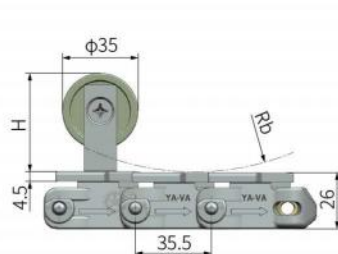
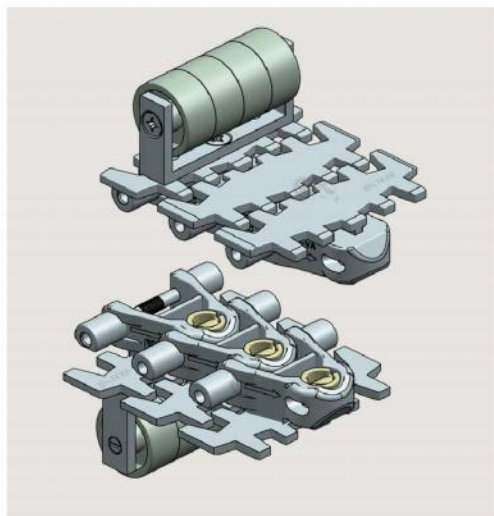
Item ①	Flight pitch AZ ②	Width	Flight height H	Pitch	Rs	Rb	Weight (Kg/m)
YHTL103X15A	1、2、3、.....	103	15	35.5	170	120	1.71
YHTL103X20A			20				1.79
YHTL103X30A			30				1.94
YHTL103X40A			40				2.07

- ① Suitable for medium load and moves smoothly.
- ② Connecting structure makes chain more flexible, one power can has multiple transport directions.
- ③ The teeth shape can achieve a small turning radius.
- ④ The top can be used as a block or can support the materials.

Characteristic ①	Colour	Material			Working load (N)	Conveyor length (m)	Speed (m/min)	Working temperature (°C)
		Body	Plastic Pivot	Pin				
1	White	POM	PA66	SUS304	<5500	≤12M	≤50	-10~40



Roller cleated chain YH103



How to choose ①-②	Item ①-Rollers pitch ②-Characteristic ③
Part.	YHTL103X46R-AZ2-C1

Item ①	Rollers pitch AZ ②	Width	Rollers height H	Pitch	Rs	Rb	Weight (Kg/m)
YHTL103X46R	2, 3, 4,	103	46	35.5	170	120	2.20

- ① It can be used to elevate materials and lower materials.
- ② The roller can avoid scratching the materials.
- ③ Select the appropriate roller pitch according to the size of the materials.

Characteristic ①	Colour	Material	Working load (N)	Conveyor length (m)	Speed (m/min)	Working temperature (°C)
1	White	Body: PP, Rollers: POM, Bracket: A6063, Plastic: PA66, Pivot: SUS304, Pin: SUS202, Fastener: SUS202	<3000	≤12M	≤50	-10~40

- ① The bottom of roller is PP (body is POM). It can resist the impact at room temperature, but not too large.



Flexible chain


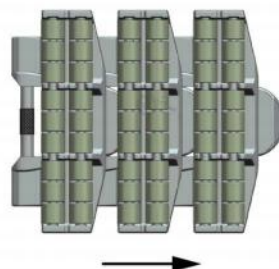
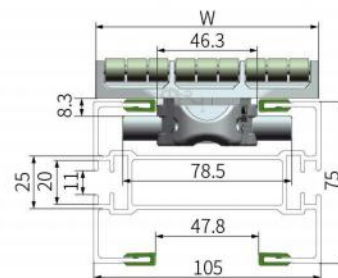
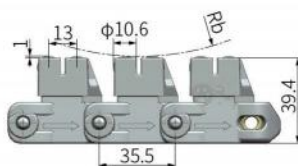
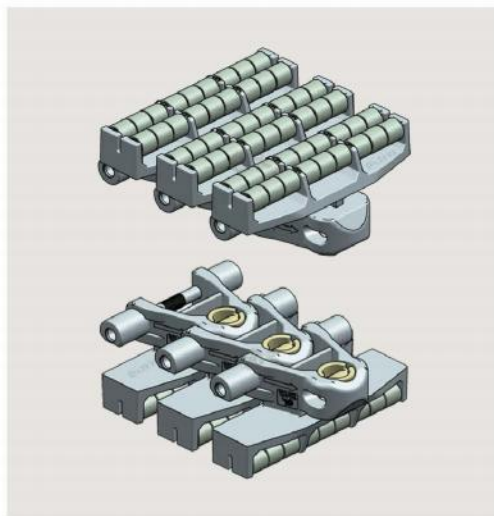




Flexible chain



Roller top chain YH103



How to choose ①-③ Item ①-Characteristic ②

Part.

YHTL103R-C1

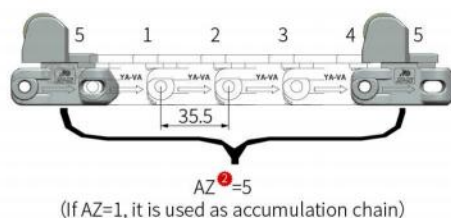


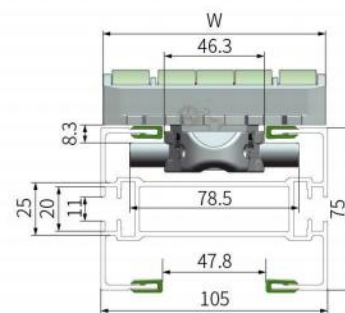
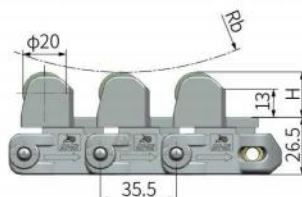
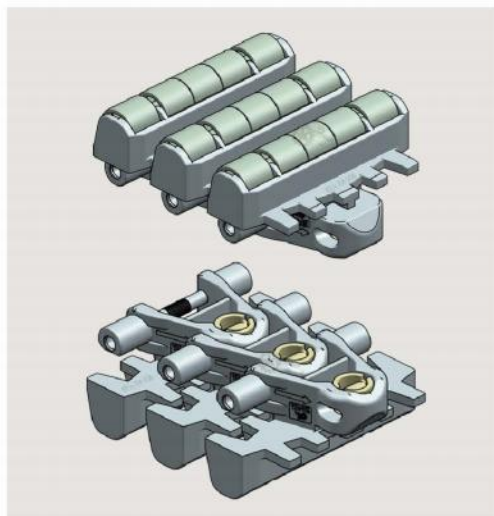
Item ①	Width	Pitch	Rs	Rb	Weight (Kg/m)
YHTL103R	103	35.5	170	120	2.70

- ① Suitable for materials (boxe, crates, trays, etc.) stacking request.
- ② Reduce accumulation pressure and riction resistance.
- ③ The metal rod connecting the top roller into chain plate.

Characteristic ③	Colour		Material					Working load (N)	Conveyor length (m)	Speed (m/min)	Working temperature (°C)
	Body	Rollers	Body	Rollers	Plastic Pivot	Pin	Pin				
1	White	White	POM	POM	PA66	SUS304	SUS304	<5500	≤12M	≤50	-10~40



Stacking lifting chain YH103



How to choose ①-③ Item ①-Rollers pitch ②-Characteristic ③
Part. YHTL103X20R-AZ1-C1

Item ①	Rollers pitch AZ ②	Width	Rollers height H	Pitch	Rs	Rb	Weight (Kg/m)
YHTL103X20R	1, 2, 3.....	103	21	35.5	170	120	3.40

- ① Suitable for materials (boxe, crates, trays, etc.) stacking request. It can adapt the pitch of roller as cleats.
- ② Reduce accumulation pressure and riction resistance.
- ③ The metal rod connecting the top roller into chain plate.

Characteristic ^①	Colour		Material					Working load (N)	Conveyor length (m)	Speed (m/min)	Working temperature (°C)
	Body	Rollers	Body	Rollers	Plastic Pivot	Pin	Pin				
1	White	White	POM	POM	PA66	SUS304	SUS304	<5500	≤12M	≤50	-10~40



Flexible chain





Flexible chain



P119



P127/130



P136~138/
151~153



P160



P161~164/
171~172



P165~166/
173~174



P168/176



P170



P181/184

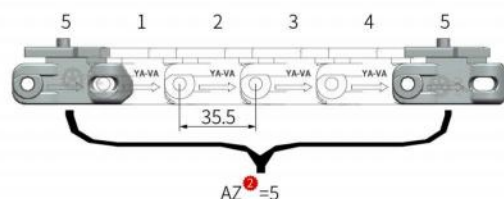
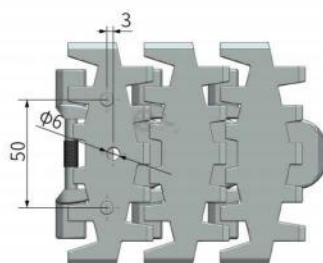
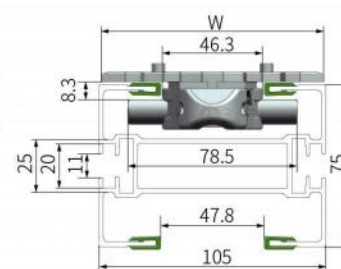
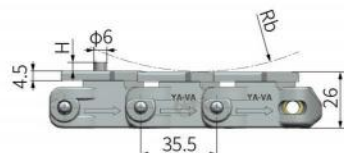
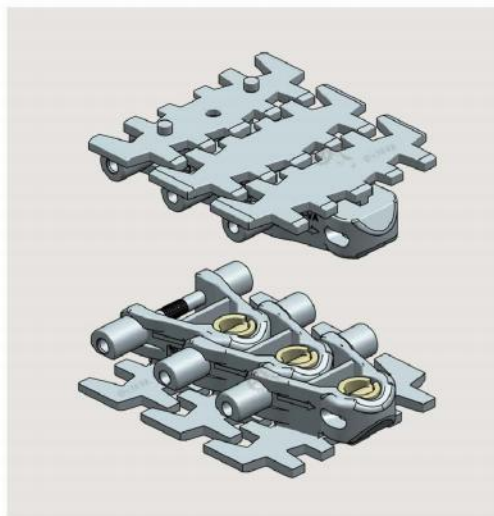


P188/196



P202/209

Universal chain YH103



How to choose ①-① Item ①-Convex pitch ②-Characteristic ②
Part. YHTL103U-AZ1-C1

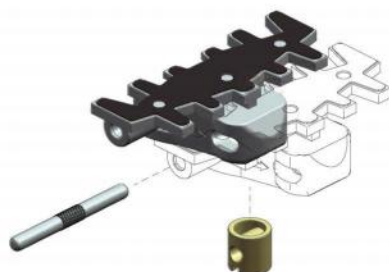

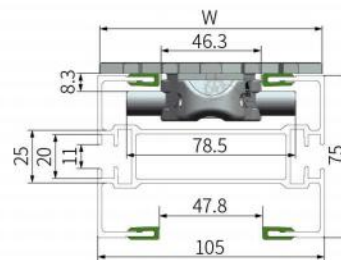
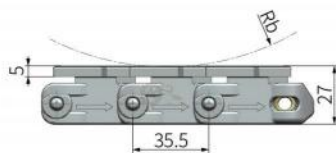

Item ①	Pad distance AZ ②	Width	Boss height H	Pitch	Rs	Rb	Weight (Kg/m)
YHTL103U	1, 2, 3,	103	4	35.5	170	120	1.48

- ① It is suitable for cartons elevating.
- ② The convex is a blocking effect. Select the appropriate convex pitch according to the size of the materials.
- ③ The center opens a hole or customized so that can fixed the brackets.

Characteristic ①	Colour	Material			Working load (N)	Conveyor length (m)	Speed (m/min)	Working temperature (°C)
		Body	Plastic Pivot	Pin				
1	White	POM	PA66	SUS304	<5500	≤12M	≤50	-10~40



Steel top chain YH103



How to choose ①-②	Item ①-Characteristic ②
Part.	YHTL103TF-C1

Item ①	Width	Pitch	Rs	Rb	Weight (Kg/m)
YHTL103TF	103	35.5	170	120	1.70

- ① Suitable for low load and moves smoothly.
- ② Connecting structure makes chain more flexible, one power can has multiple transport directions.
- ③ The teeth shape can achieve a small turning radius.
- ④ Avoid surface wear and tear, suitable for metal components.

Characteristic ②	Colour		Material				Working load (N)	Conveyor length (m)	Speed (m/min)	Working temperature (°C)
	Body	Steel plate	Body	Steel plate	Plastic Pivot	Pin				
1	White	Black	POM	SUS304	PA66	SUS304	<5500	≤12M	≤50	-10~40

- ④ The surface of the top steel plate is hardened and wear-resistant.



Flexible chain

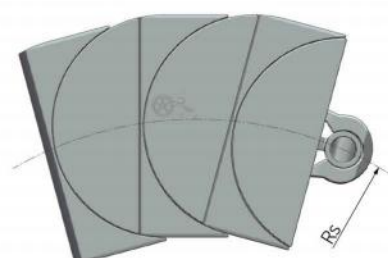
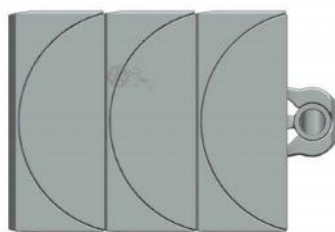
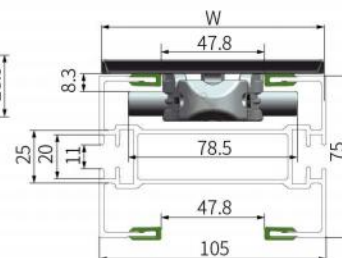
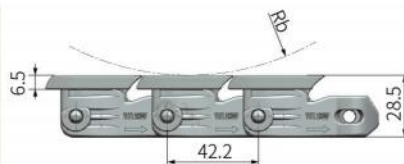
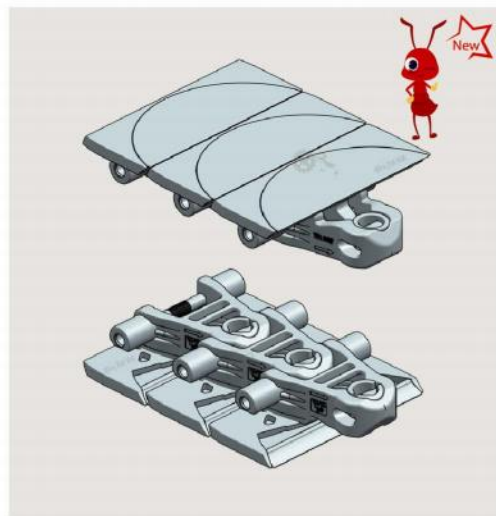




Flexible chain



Seamless chain YH103



How to choose ①-② Item ①-Characteristic ②

Part.	Item ①-Characteristic ②
	YHTL103WF-C1

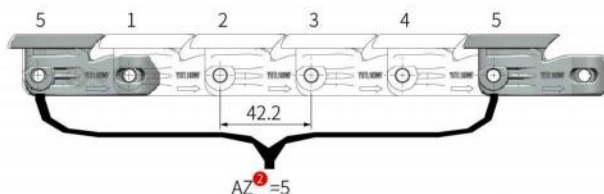
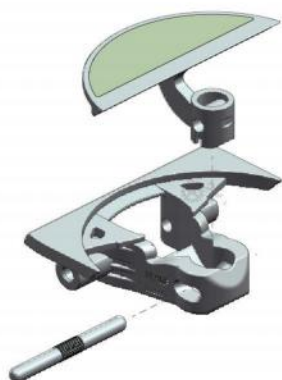
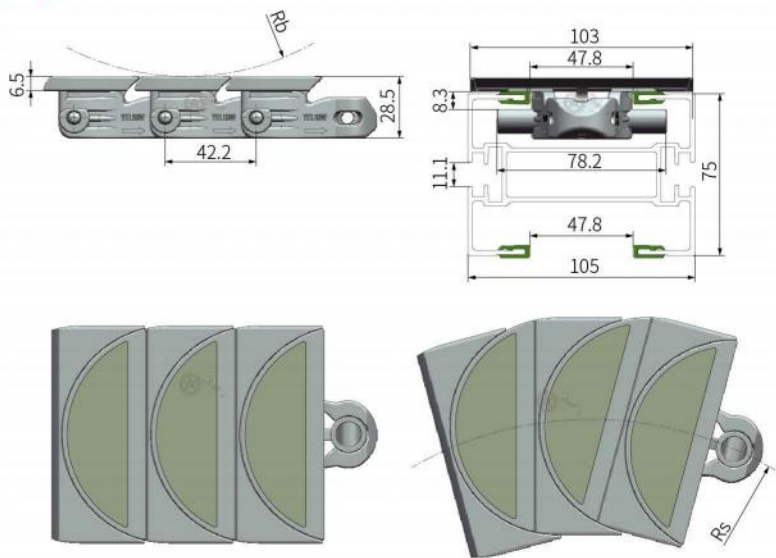
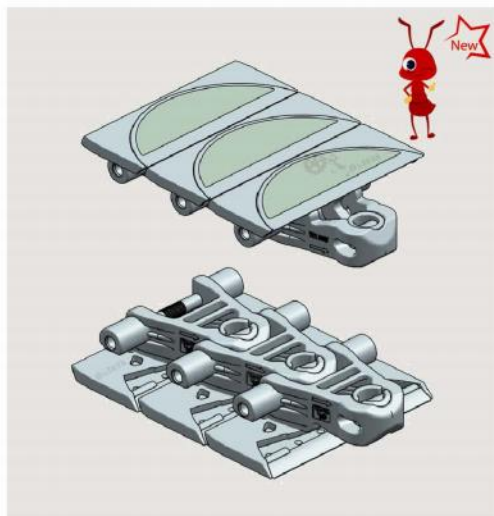
Item ①	Width	Pitch	Rs	Rb	Weight (Kg/m)
YHTL103WF	103	42.2	170	170	1.76

- ① Suitable for small materials (bottle , cans , etc.) smoothly transport.
- ② The carrying surface is big can avoid to scratch the bottom of conveyor.
- ③ No change in the gap when turing transport.

Characteristic ①	Colour	Material			Working load (N)	Conveyor length (m)	Speed (m/min)	Working temperature (°C)
		Body	Sliding blade	Pin				
1	White	POM	POM	SUS304	<5500	≤12M	≤40	-10~40



Flat friction top chain(no gap) YH103



How to choose ①-②	Item ①-Rubber pitch ②-Characteristic ③
Part.	YHTL103WFJ-AZ1-C1

Item ①	Rubber pitch AZ ②	Width	Pitch	Rs	Rb	Weight (Kg/m)
YHTL103WFJ	1、2、3.....	103	42.2	170	120	1.78

- ① Suitable for small materials (bottle , cans, etc.) smoothly transport.
- ② The carrying surface is big can avoid to scratch the bottom of conveyor.
- ③ No change in the gap when turing transport.
- ④ Surface with friction strips, the different pitch of frction strips has different effects.

Characteristic ①	Colour		Material				Working load (N)	Conveyor length (m)	Speed (m/min)	Working temperature (°C)
	Body	Rubber	Body	Sliding blade	Rubber	Pin				
1	White	White	POM	POM	60A TPE	SUS304	<5500	≤12M	≤40	-10~40

- ④ The angle and the environmental impact of the material lifting. Consult us for more details (actual test, use , etc.).





P090

Flexible chain



P121



P142



P160



P161~162



P165~166



P170

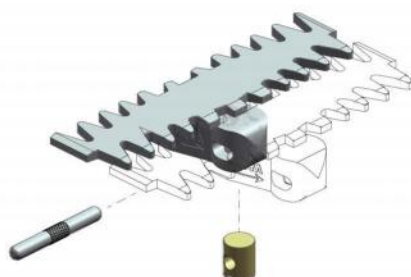
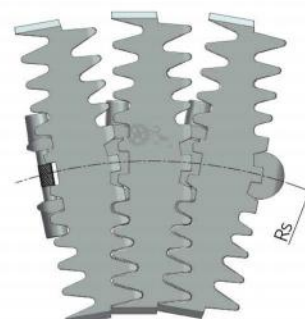
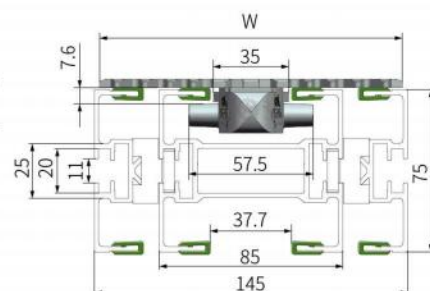




P190



P207

Plain chain YB140



How to choose ①-② Item ①-Characteristic ②

Part.

YBTL140T-C1

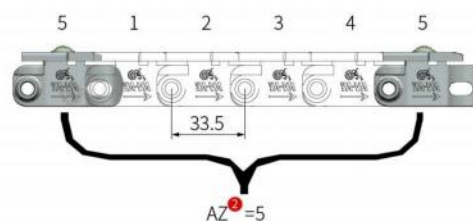
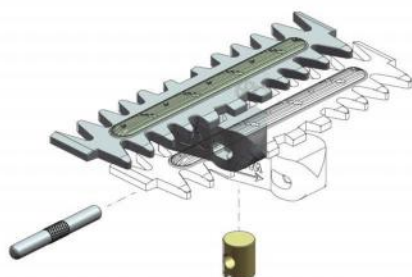
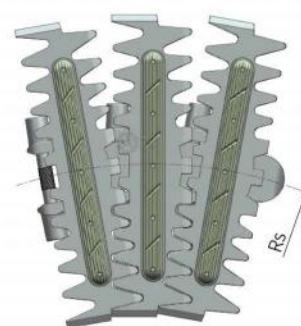
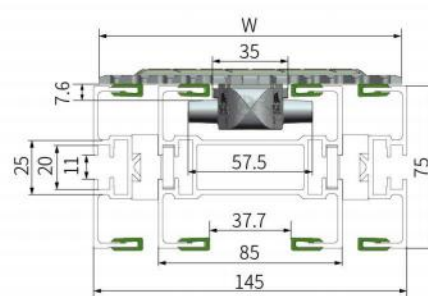
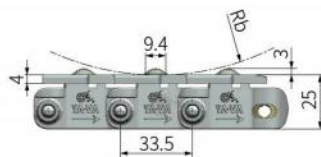
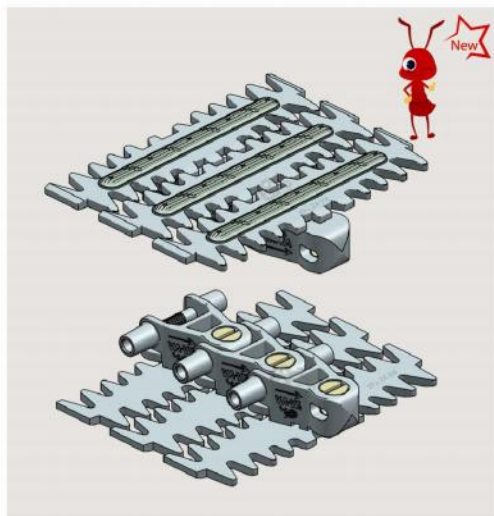
Item ①	Width	Pitch	Rs	Rb	Weight (Kg/m)
YBTL140T	140	33.5	200	120	1.60

- ① Suitable for medium load and moves smoothly.
- ② Connecting structure makes chain more flexible, one power can has multiple transport directions.
- ③ The teeth shape can achieve a small turning radius.


Characteristic ③	Colour	Material			Working load (N)	Conveyor length (m)	Speed (m/min)	Working temperature (°C)
		Body	Plastic Pivot	Pin				
1	White	POM	PA66	SUS304	<5000	≤12M	≤50	-10~40



Friction top chain YB140



P090



Flexible chain



P121



P142



P160



P161~162



P165~166



P170



P190



P207



How to choose ①-②	Item ①-Rubber pitch ②-Characteristic ③
Part.	YBTL140TF-AZ1-C1

Item ①	Rubber pitch AZ ②	Width	Pitch	Rs	Rb	Weight (Kg/m)
YBTL140TF	1, 2, 3,	140	33.5	200	120	1.62

- ① Suitable for medium load and moves smoothly.
- ② Connecting structure makes chain more flexible, one power can has multiple transport directions.
- ③ The teeth shape can achieve a small turning radius.
- ④ Surface with friction strips, the different pitch of friction strips has different effects.

Characteristic ③	Colour		Material				Working load (N)	Conveyor length (m)	Speed (m/min)	Working temperature (°C)
	Body	Rubber	Body	Rubber	Plastic Pivot	Pin				
1	White	Transparent	POM	85A TPU	PA66	SUS304	<5000	≤12M	≤50	-10~40

- ④ The angle and the environmental impact of the material lifting. Consult us for more details (actual test, use, etc.).





P090

Flexible chain



P121



P142



P160



P161~162



P165~166



P170

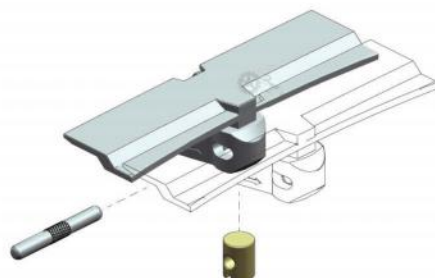
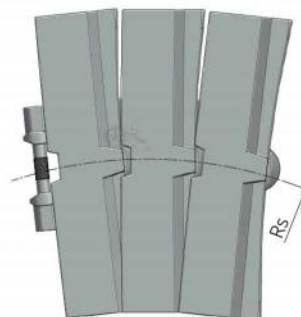
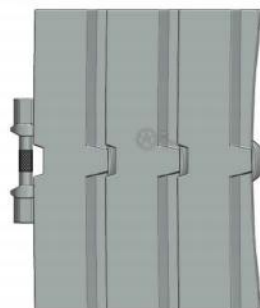
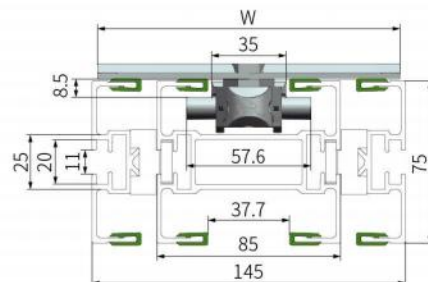
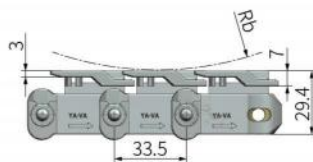
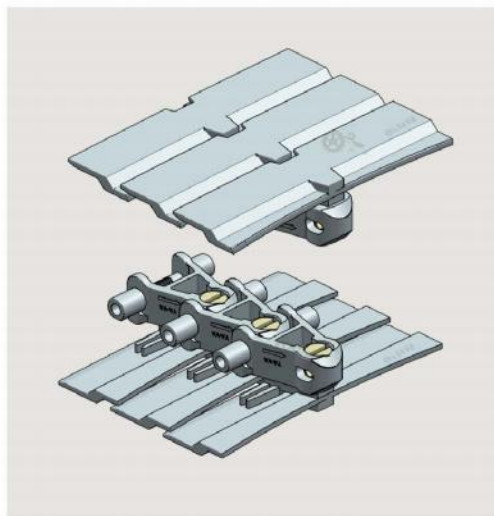


P190



P207

Plain chain YB140



How to choose ①-②

Item ①-Characteristic ②

Part.

YBTL140-C1

Item ①	Width	Pitch	Rs	Rb	Weight (Kg/m)
YBTL140	140	33.5	250	120	1.63

① Suitable for medium load and moves smoothly.

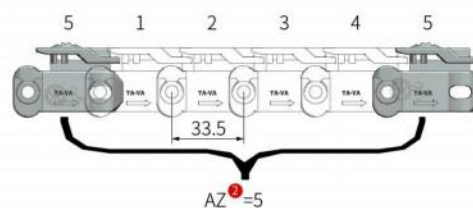
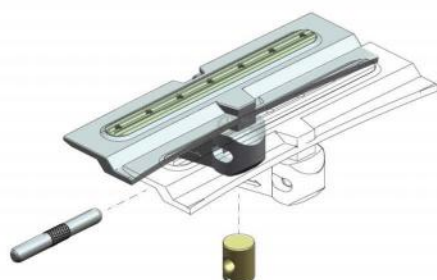
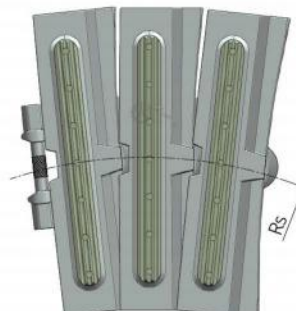

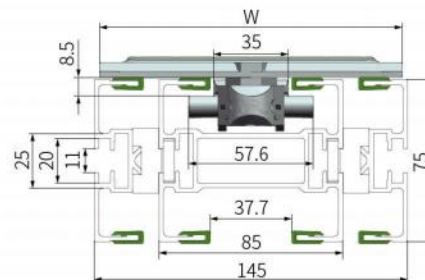
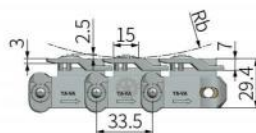
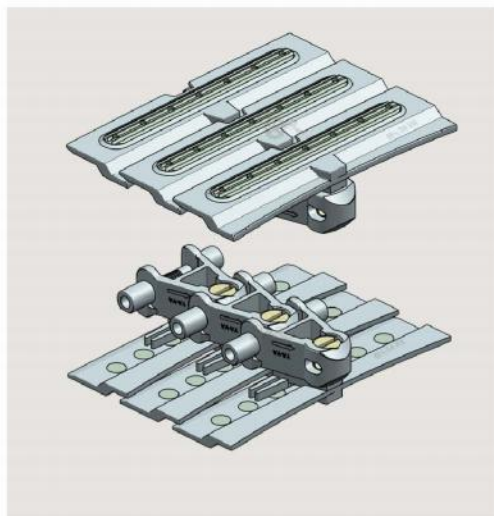
② Flat top surface.

③ Connecting structure makes chain more flexible, one power can has multiple transport directions.

Characteristic ③	Colour	Material			Working load (N)	Conveyor length (m)	Speed (m/min)	Working temperature (°C)
		Body	Plastic Pivot	Pin				
1	White	POM	PA66	SUS304	<5000	≤12M	≤50	-10~40



Friction top chain YB140



How to choose ^①-^③ Item ^①-Rubber pitch ^②-Characteristic ^③

Part.

YBTL140F-AZ1-C1

Item ^①	Rubber pitch AZ ^②	Width	Pitch	Rs	Rb	Weight (Kg/m)
YBTL140F	1, 2, 3,	140	33.5	250	120	1.65

- ① Suitable for medium load and moves smoothly.
- ② Flat top surface.
- ③ Connecting structure makes chain more flexible, one power can has multiple transport directions.
- ④ Surface with friction strips, the different pitch of friction strips has different effects.

Characteristic ^①	Colour		Material				Working load (N)	Conveyor length (m)	Speed (m/min)	Working temperature (°C)
	Body	Rubber	Body	Rubber	Plastic Pivot	Pin				
1	White	Transparent	POM	85A TPU	PA66	SUS304	<5000	≤12M	≤50	-10~40

- ④ The angle and the environmental impact of the material lifting. Consult us for more details (actual test, use, etc.).



P090

Flexible chain



P121



P142



P160



P161~162



P165~166



P170



P190



P207





P091

Flexible chain



P122



P143



P160



P161~162



P165~166



P170

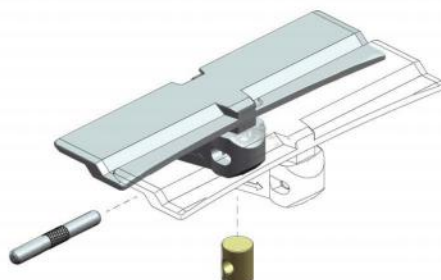
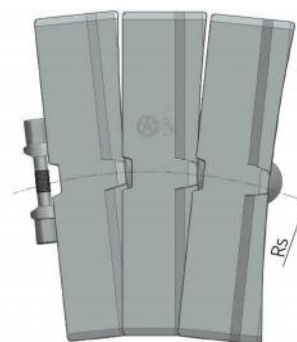
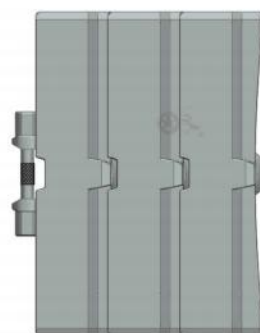
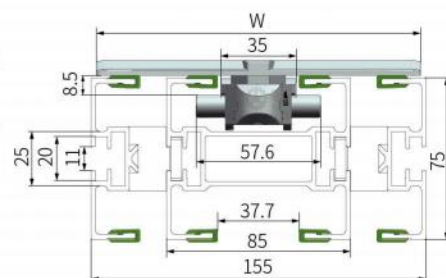
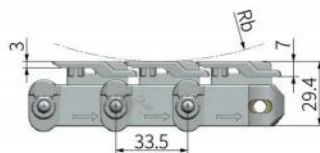
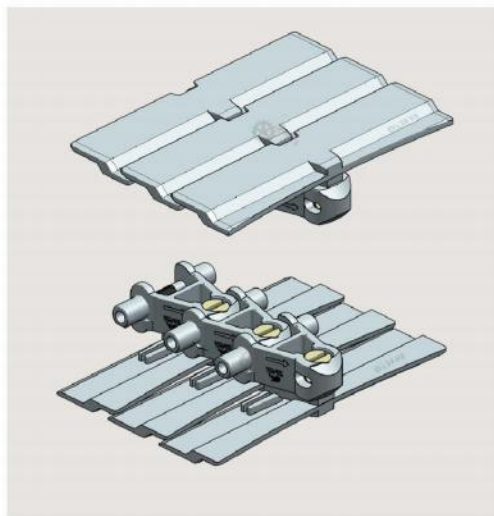


P191



P205

Plain chain YB150



How to choose ①-②	Item ①-Characteristic ②
Part.	YBTL150-C1

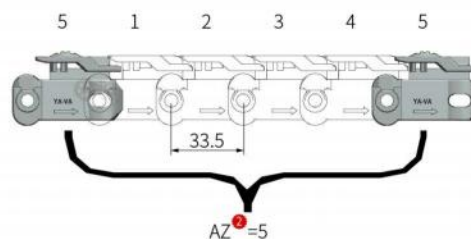
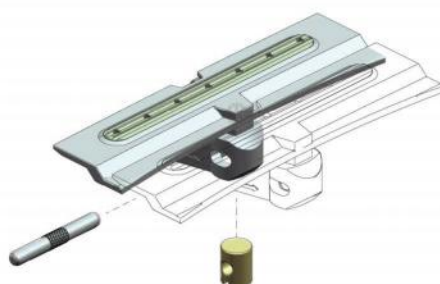
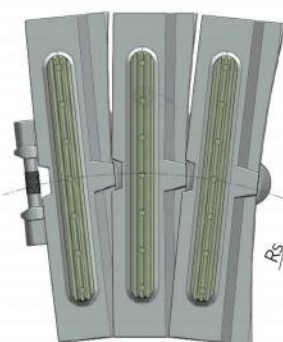

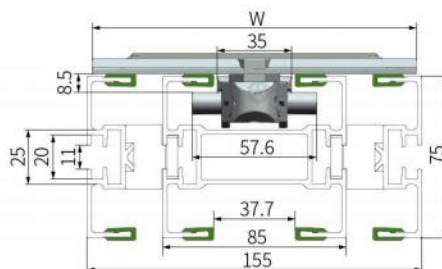
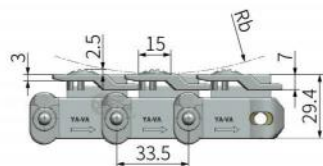
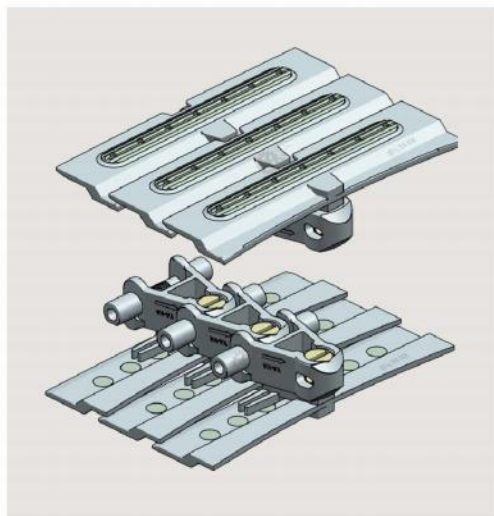
Item ①	Width	Pitch	Rs	Rb	Weight (Kg/m)
YBTL150	150	33.5	250	120	1.80

- ① Suitable for medium load and moves smoothly.
- ② Flat top surface.
- ③ Connecting structure makes chain more flexible, one power can has multiple transport directions.

Characteristic ②	Colour	Material			Working load (N)	Conveyor length (m)	Speed (m/min)	Working temperature (°C)
		Body	Plastic Pivot	Pin				
1	White	POM	PA66	SUS304	<5000	≤12M	≤50	-10~40



Friction top chain YB150



P091

Flexible chain



P122



P143



P160



P161~162



P165~166



P170



P191



P205



How to choose ①-②	Item ①-Rubber pitch ②-Characteristic ③
Part.	YBTL150F-AZ1-C1

Item ①	Rubber pitch AZ ②	Width	Pitch	Rs	Rb	Weight (Kg/m)
YBTL150F	1, 2, 3,	150	33.5	250	120	1.82

- ① Suitable for medium load and moves smoothly.
- ② Flat top surface.
- ③ Connecting structure makes chain more flexible, one power can has multiple transport directions.
- ④ Surface with friction strips, the different pitch of friction strips has different effects.

Characteristic ③	Colour		Material				Working load (N)	Conveyor length (m)	Speed (m/min)	Working temperature (°C)
	Body	Rubber	Body	Rubber	Plastic Pivot	Pin				
1	White	Transparent	POM	85A TPU	PA66	SUS304	<5000	≤12M	≤50	-10~40

- ④ The angle and the environmental impact of the material lifting. Consult us for more details (actual test, use, etc.).





P091

Flexible chain



P122



P143



P160



P161~162



P165~166



P170

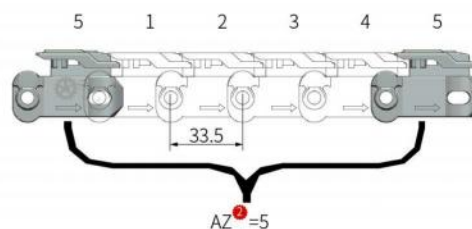
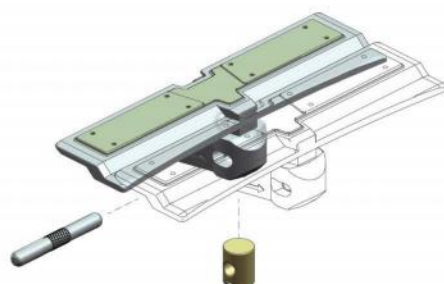
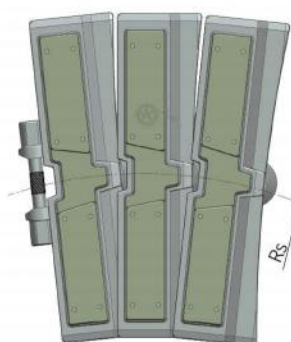
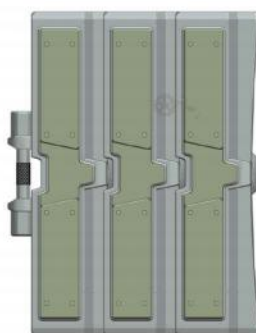
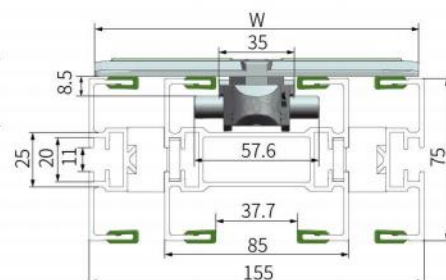
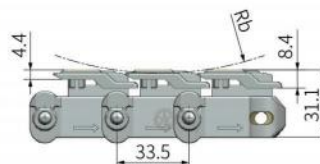
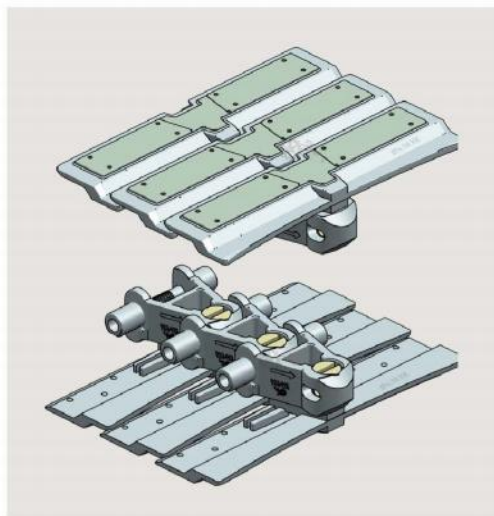


P191



P205

Flat friction chain YB150



How to choose ①-③ Item ①-Rubber pitch ②-Characteristic ③

Part.

YBTL150J-AZ1-C1

Item ①	Rubber pitch AZ ②	Width	Pitch	Rs	Rb	Weight (Kg/m)
YBTL150J	1, 2, 3,	150	33.5	250	120	1.87


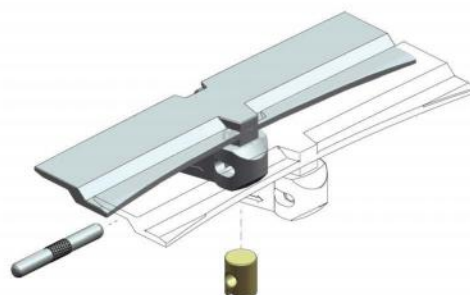
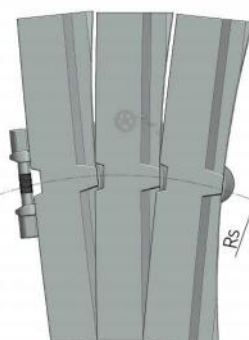
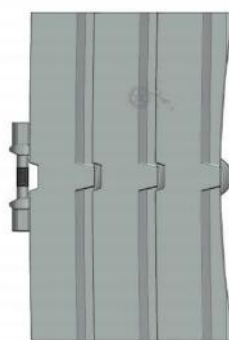
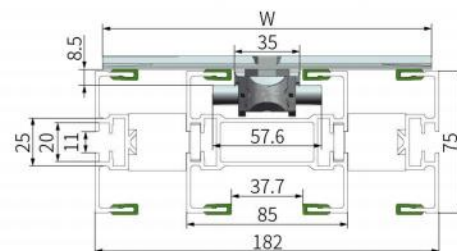
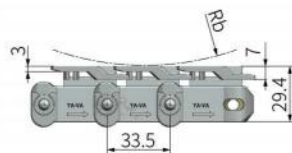
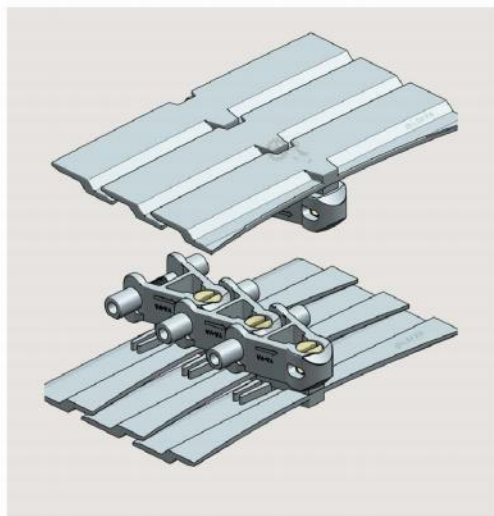
- ① Suitable for medium load and moves smoothly.
- ② Connecting structure makes chain more flexible, one power can has multiple transport directions.
- ③ Surface with friction strips, the different pitch of friction strips has different effects.

Characteristic ③	Colour		Material				Working load (N)	Conveyor length (m)	Speed (m/min)	Working temperature (°C)
	Body	Rubber	Body	Rubber	Plastic Pivot	Pin				
1	White	Green	POM	85A TPU	PA66	SUS304	<5000	≤12M	≤50	-10~40

- ③ The angle and the environmental impact of the material lifting. Consult us for more details (actual test, use, etc.).



Plain chain YB175



Flexible chain



How to choose ①-②	Item ①-Characteristic ②
Part.	YBTL175-C1

Item ①	Width	Pitch	Rs	Rb	Weight (Kg/m)
YBTL175	175	33.5	350	120	1.90

- ① Suitable for medium load and moves smoothly.
- ② Flat top surface.
- ③ Connecting structure makes chain more flexible, one power can has multiple transport directions.

Characteristic ③	Colour	Material			Working load (N)	Conveyor length (m)	Speed (m/min)	Working temperature (°C)
		Body	Plastic Pivot	Pin				
1	White	POM	PA66	SUS304	<5000	≤12M	≤50	-10~40





P092/115

Flexible chain



P123



P144/157



P160



P161~162



P165~166



P170

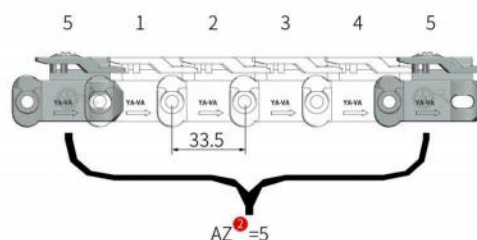
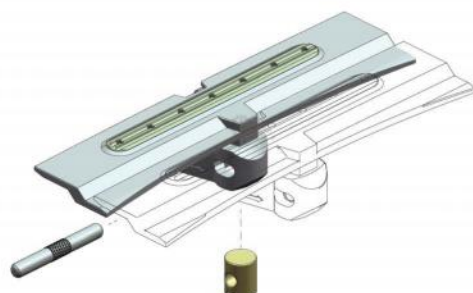
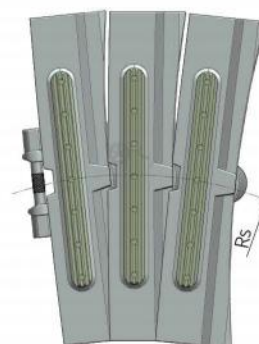

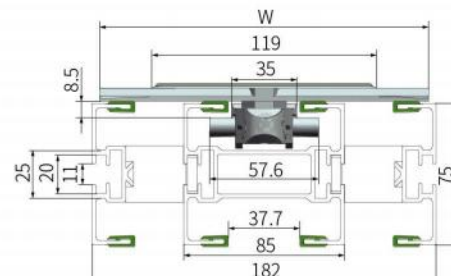
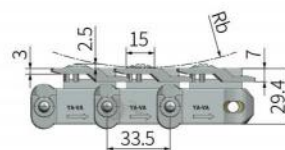
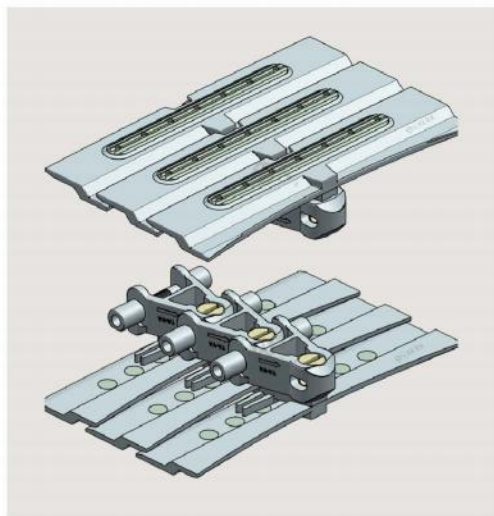


P192/198



P206/211

Friction top chain YB175



How to choose ①-③	Item ①-Rubber pitch ②-Characteristic ③
Part.	YBTL175F-AZ1-C1

Item ①	Rubber pitch AZ ②	Width	Pitch	Rs	Rb	Weight (Kg/m)
YBTL175F	1, 2, 3,	175	33.5	350	120	2.20

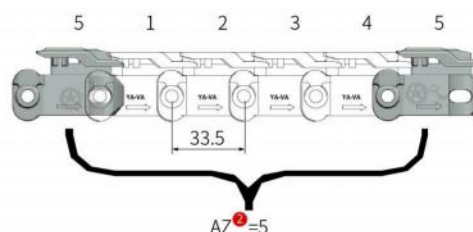
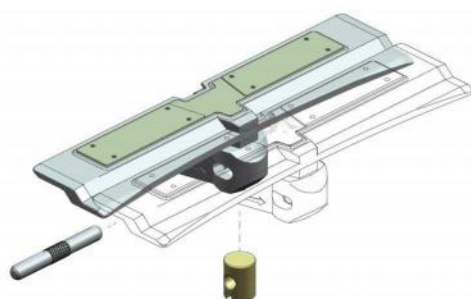
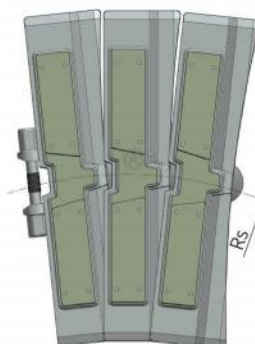
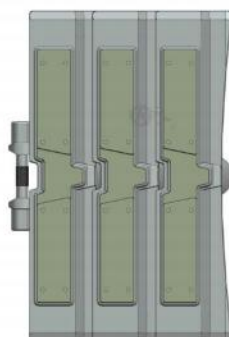
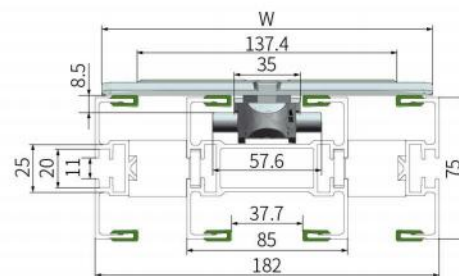
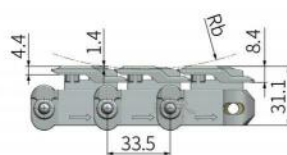
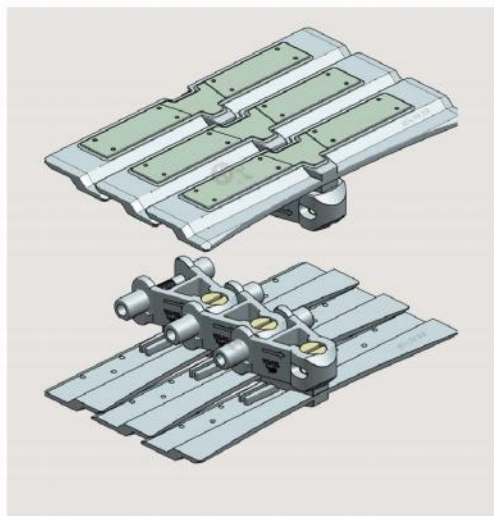
- ① Suitable for medium load and moves smoothly.
- ② Flat top surface.
- ③ Connecting structure makes chain more flexible, one power can has multiple transport directions.
- ④ Surface with friction strips, the different pitch of friction strips has different effects.

Characteristic ①	Colour		Material				Working load (N)	Conveyor length (m)	Speed (m/min)	Working temperature (°C)
	Body	Rubber	Body	Rubber	Plastic Pivot	Pin				
1	White	Transparent	POM	85A TPU	PA66	SUS304	<5000	≤12M	≤50	-10~40

- ④ The angle and the environmental impact of the material lifting. Consult us for more details (actual test, use, etc.).



Flat friction top chain YB175



P092/115

Flexible chain



P123



P144/157



P160



P161~162



P165~166



P170



P192/198



P206/211



How to choose ①-③ Item ①-Rubber pitch ②-Characteristic ③

Part.

YBTL175J-AZ1-C1

Item ①	Rubber pitch AZ ②	Width	Pitch	Rs	Rb	Weight (Kg/m)
YBTL175J	1, 2, 3,	175	33.5	350	120	2.30

- ① Suitable for medium load and moves smoothly.
- ② Connecting structure makes chain more flexible, one power can has multiple transport directions.
- ③ Surface with friction strips, the different pitch of friction strips has different effects.

Characteristic ③	Colour		Material				Working load (N)	Conveyor length (m)	Speed (m/min)	Working temperature (°C)
	Body	Rubber	Body	Rubber	Plastic Pivot	Pin				
1	White	Green	POM	85A TPU	PA66	SUS304	<5000	≤12M	≤50	-10~40

- ③ The angle and the environmental impact of the material lifting. Consult us for more details (actual test, use, etc.).



Roller cleated chain YB175



P092/115

Flexible chain



P123



P144/157



P160



P161~162



P165~166



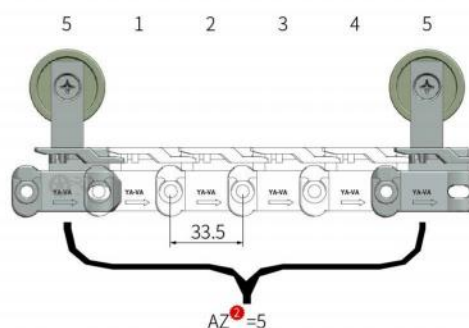

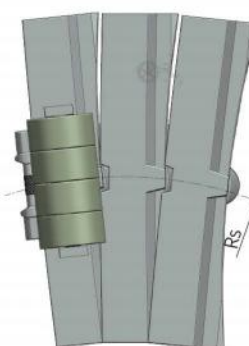
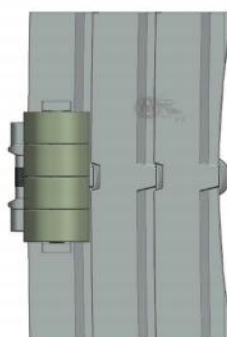
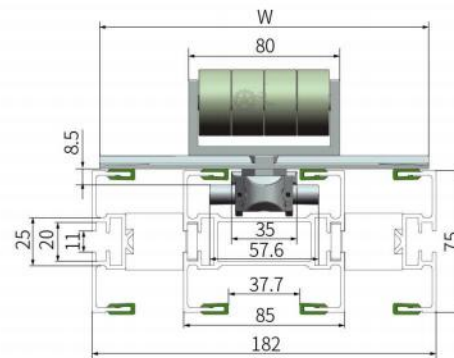
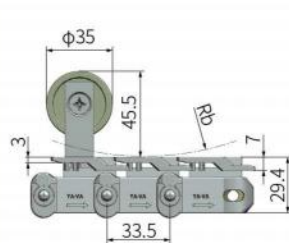
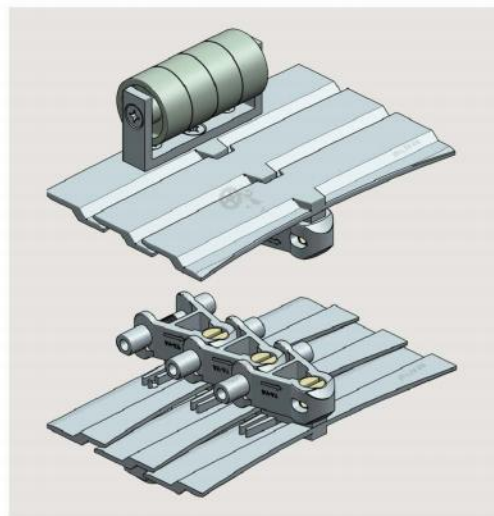
P170



P192/198



P206/211



How to choose ❶-❸ Item ❶-Rollers pitch ❷-Characteristic ❸
Part. YBTL175X46R-AZ2-C1

Item ❶	Rollers pitch AZ ❷	Width	Rollers height H	Pitch	Rs	Rb	Weight (Kg/m)
YBTL175X46R	2, 3, 4,	175	46	33.5	350	120	2.50

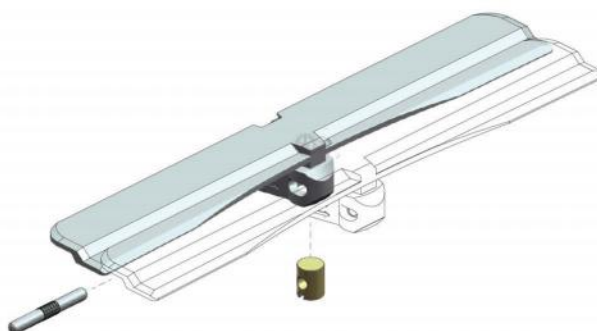
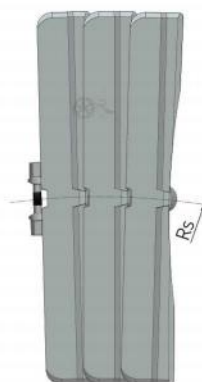
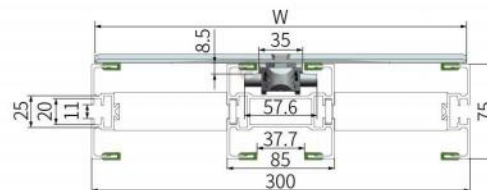

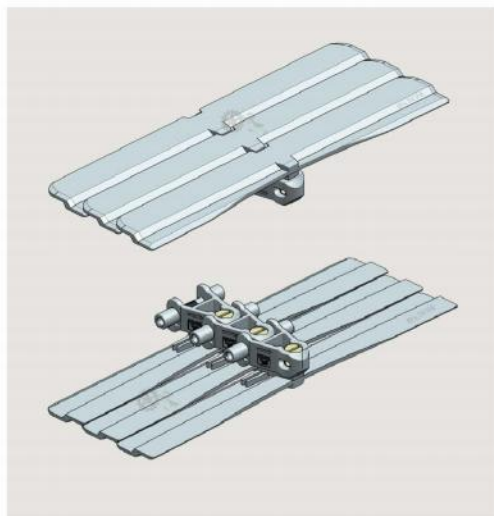
- ❶ It can be used to elevate materials and lower materials.
- ❷ The roller can avoid scratching the materials.
- ❸ Select the appropriate roller pitch according to the size of the materials.

Characteristic ❶	Colour		Material						Working load (N)	Conveyor length (m)	Speed (m/min)	Working temperature (°C)
	Body	Rollers	Body	Rollers	Bracket	Plastic	Pivot	Pin				
1	White	White	PP	POM	A6063	PA66	SUS304	SUS202	<3000	≤12M	≤50	-10~40

- ❶ The bottom of roller is PP (body is POM). It can resist the impact at room temperature, but not too large.



Plain chain YB295



P093/116

Flexible chain



P124



P145/158



P160



P161~162



P165~166



P170



P193/199



P207/212



How to choose ①-②	Item ①-Characteristic ②
Part.	YBTL295-C1

Item ①	Width	Pitch	Rs	Rb	Weight (Kg/m)
YBTL295	295	33.5	600	120	3.00

① Suitable for medium load and moves smoothly.

② Flat top surface.

③ Connecting structure makes chain more flexible, one power can has multiple transport directions.

Characteristic ②	Colour	Material			Working load (N)	Conveyor length (m)	Speed (m/min)	Working temperature (°C)
		Body	Plastic Pivot	Pin				
1	White	POM	PA66	SUS304	<5000	≤12M	≤50	-10~40





P093/116

Flexible chain



P124



P145/158



P160



P161~162



P165~166



P170

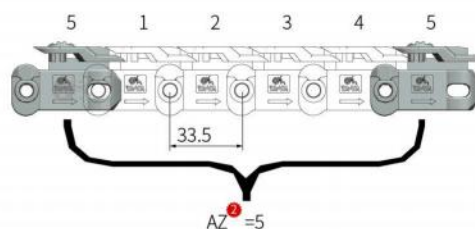
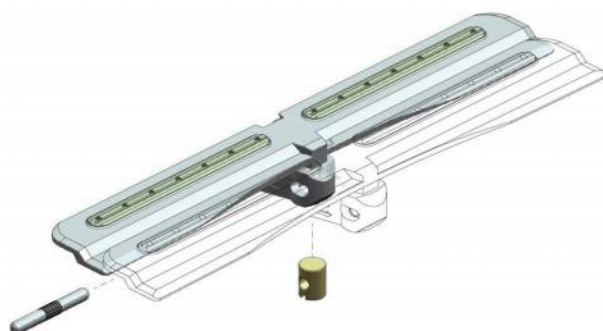
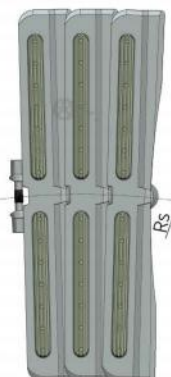

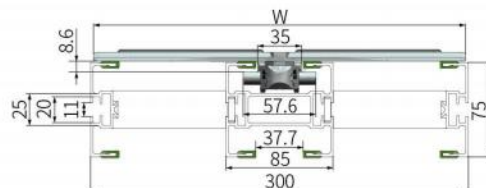
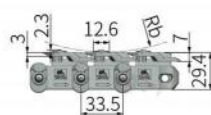



P193/199



P207/212

Friction top chain YB295



How to choose ①-③ Item ①-Rubber pitch ②-Characteristic ③

Part.

YBTL295F-AZ1-C1

Item ①	Rubber pitch AZ ②	Width	Pitch	Rs	Rb	Weight (Kg/m)
YBTL295F	1, 2, 3,	295	33.5	600	120	3.30

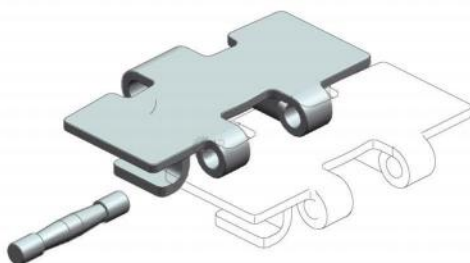

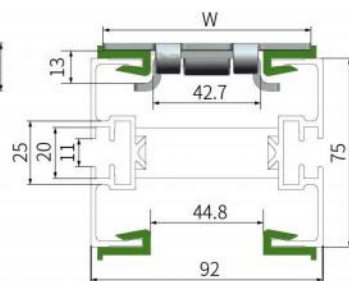
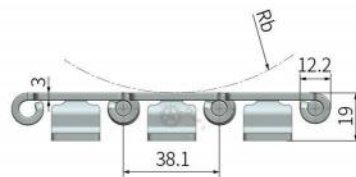
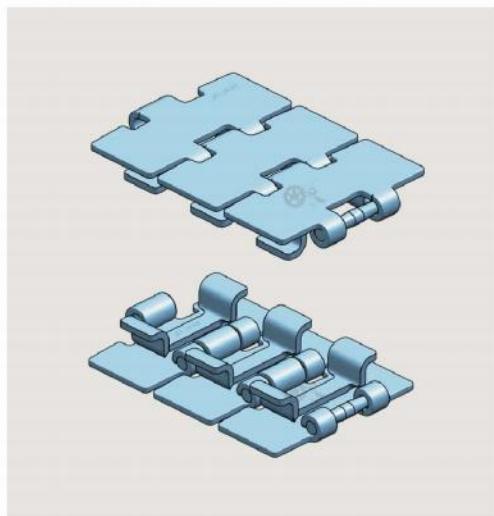
- ① Suitable for medium load and moves smoothly.
- ② Flat top surface.
- ③ Connecting structure makes chain more flexible, one power can has multiple transport directions.
- ④ Surface with friction strips, the different pitch of friction strips has different effects.

Characteristic ③	Colour		Material				Working load (N)	Conveyor length (m)	Speed (m/min)	Working temperature (°C)
	Body	Rubber	Body	Rubber	Plastic Pivot	Pin				
1	White	Transparent	POM	85A TPU	PA66	SUS304	<5500	≤12M	≤50	-10~40

- ④ The angle and the environmental impact of the material lifting. Consult us for more details (actual test, use, etc.).



SS881TAB Sideflexing steel chains(TAB system)



P103

Flexible chain



P146



P161~162



P170



P194



How to choose ①-②

Part.

Item ①-Characteristic ②

SS881TAB-K325-C1

Item ①	Width	Pitch	Rs	Rb	Weight (Kg/m)
SS881TAB-K325	82.6	38.1	500	75	3.50

- ① It is suitable for metal products, glass products and other sideflexing conveyor system.
- ② Metal chain has high capacity - wear resistance and easy cleaning.
- ③ Easy maintenance by hinged chain.

Characteristic ②	Material		Working load (N)	Conveyor length (m)	Speed (m/min)	Working temperature (°C)
	Body	Pin				
1	SUS420	SUS202	<6000	≤12M	<100	-20~120
2	SUS304	SUS304	<5000		<60	
3	SUS304	SUS202	<5500		<60	

- ① SUS420 has good rigidity but non-corrosion resistance.
- ② SUS304 chain with SUS202 pin is not easy to stuck.





P104

Flexible chain



P147

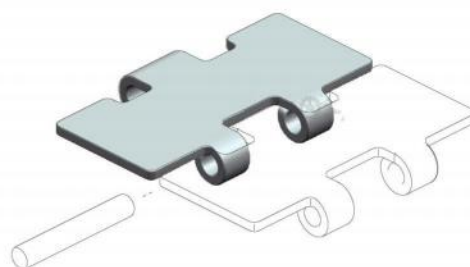
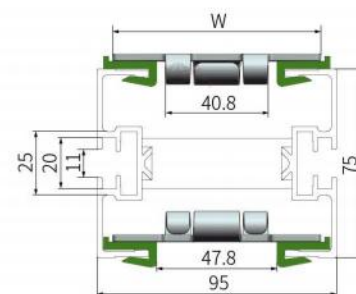
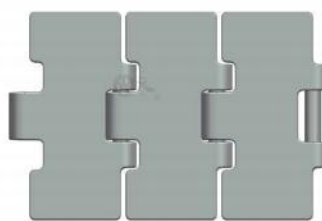
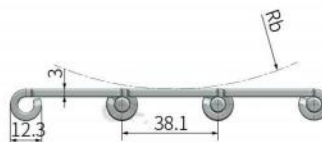
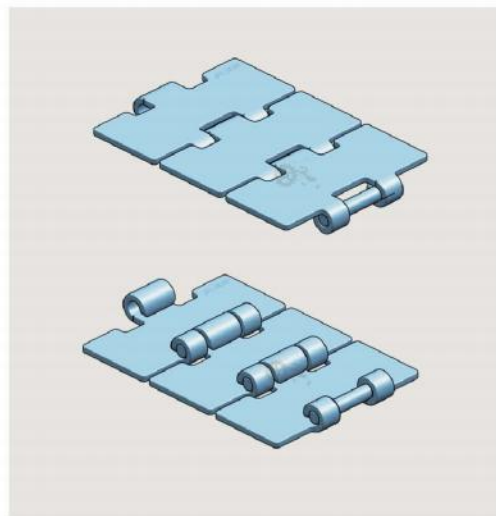


P161~162



P170

SS812 Straight running steel table top chain



How to choose ①-③ Item ①-Characteristic ②

Part.

SS812-K325-C1

Item ①	Width	Pitch	Rb	Gap depth	Weight (Kg/m)
SS812-K325	82.6	38.1	150	1.8	2.60

① It is suitable for metal products, glass products and other straight running conveyor system.

② Metal chain has high capacity- wear resistance and easy cleaning.

③ Easy maintenance by hinged chain.

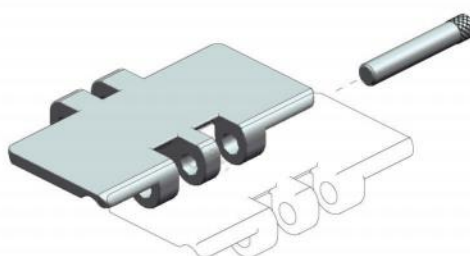
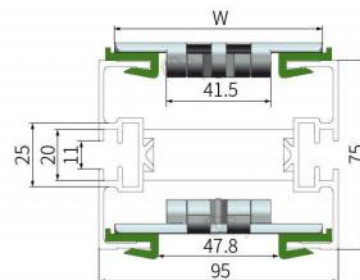
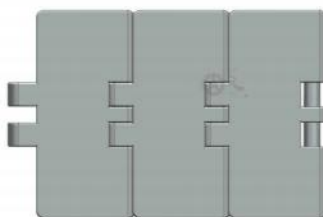
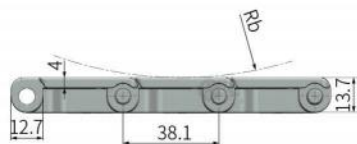
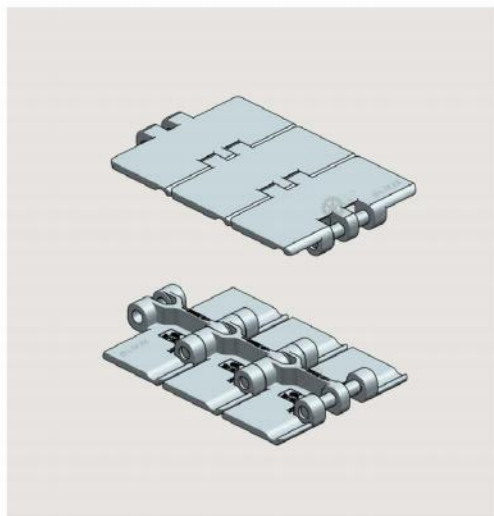
Characteristic ②	Material		Working load (N)	Conveyor length (m)	Speed (m/min)	Working temperature (°C)
	Body	Pin				
1	SUS420	SUS202	<6000	≤12M	<100	-20~120
2	SUS304	SUS304	<4500		<60	
3	SUS304	SUS202	<5000		<60	

① SUS420 has good rigidity but non-corrosion resistance.

② SUS304 chain with SUS202 pin is not easy to stuck.



820 Straight running plastic chain



How to choose ①-②	Item ^① -Characteristic ^②
Part.	820-K325-C1

Item ^①	Width	Pitch	Rb	Weight (Kg/m)
820-K325	82.6	38.1	150	0.85

- ① Widely used in bottl and can single or multiple transport.
- ② Easy to clean and maintain.
- ③ Easy maintance by hinged chain.

Characteristic ^①	Colour	Material		Working load (N)	Conveyor length (m)	Speed (m/min)	Working temperature (°C)
		Body	Pin				
1	Coffee	POM	SUS202	<2000	≤9M	< 60	-35~90
2		POM	POM	<1000		< 50	

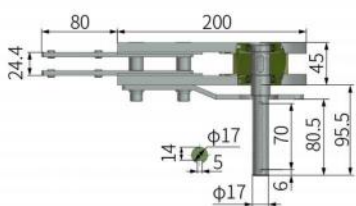
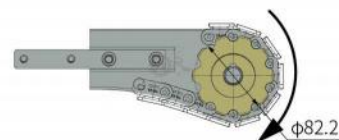
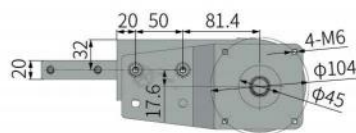
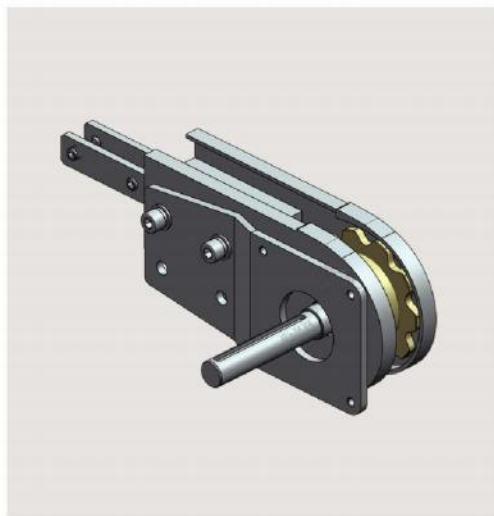
- ① Use plastic pin if have dection for materials.



YS44 End drive unit(protective cover)



Drive and idler unit



How to choose ①-③	Item ^① -Reducer model ^② -Characteristic ^③
Part.	YSEB200RP-90GK-C1

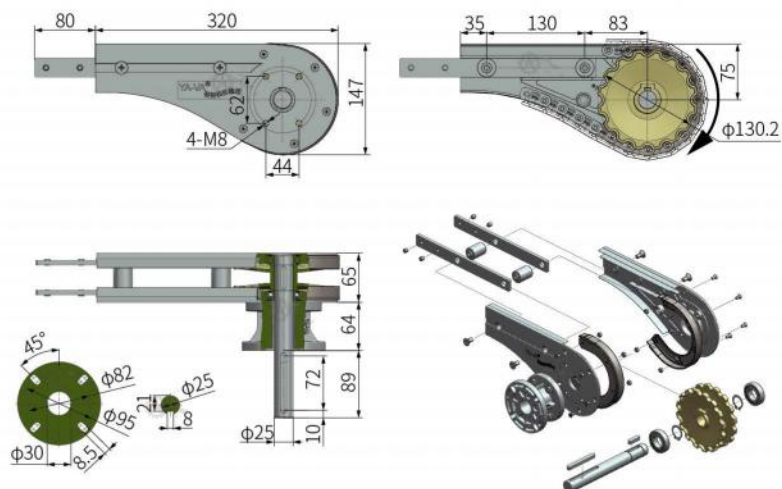
Item ^①	Motor position	Reducer model ^②	Effective track L (M)	Weight (Kg)
YSEB200RP	Right side	90GK	0.5M	1.80
YSEB200LP	Left side			

- ① Suitable for the YS44 conveying chain series, as the conveyor drive unit.
- ② The connection strip can be directly connected to conveyor beam, and the installation is convenient.
- ③ The motor reducer can be installed directly into the torque arm/, and the support should be considered when the motor is heavy.

Characteristic ^①	Colour	Surface treatment	Material					
			Body	Shaft	Torque arm	Sprocket	Bearings	Fastener
1	Silver	Frosting oxidation	ADC12	GMS	SUS304	Nylon	Bearing steel	SUS202



230323

YL51/63 End drive unit(protective cover)

How to choose ①-③ Item ①-Reducer model ②-Characteristic ③
Part. YLEB320RP-RV050-C1

Item ①	Motor position	Reducer model ②	Effective track L (M)	Weight (Kg)
YLEB320RP	Right side	RV050	0.8M	3.75
YLEB320LP	Left side			

① Suitable for the YL51 and YL63 conveying chain series, as the conveyor drive unit.

② The connection strip can be directly connected to conveyor beam, and the installation is convenient.

Characteristic ③	Colour	Surface treatment	Material				
			Body	Shaft	Flange	Sprocket	Bearings
1	Silver	Spray plastic	ADC12	GMS	A6063	PA66	Bearing steel



YL63 End drive unit(protective cover)



P020~032



P133~135



P160

Drive and idler unit



P161~164



P165~166



P167



P170



P180



P187



P201



P247~261



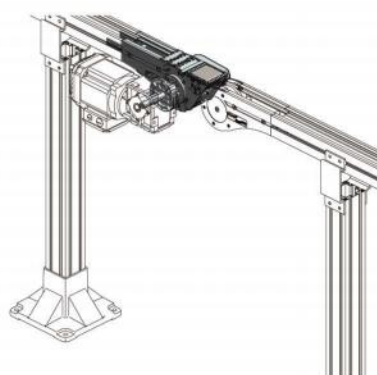
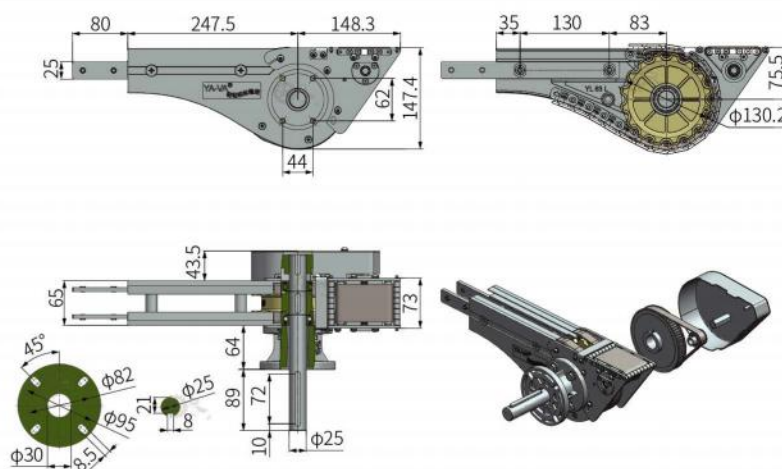
P263~278



P282~286



P299~312



How to choose ①-③ Item ①-Reducer model ②-Characteristic ③

Part.

YLEB320RP-DG-RV050-C1

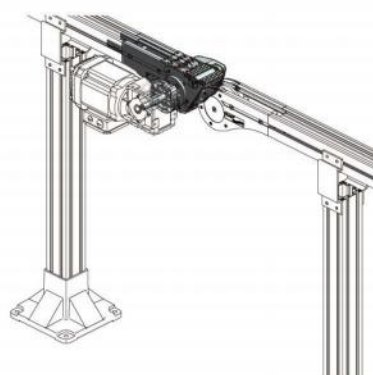
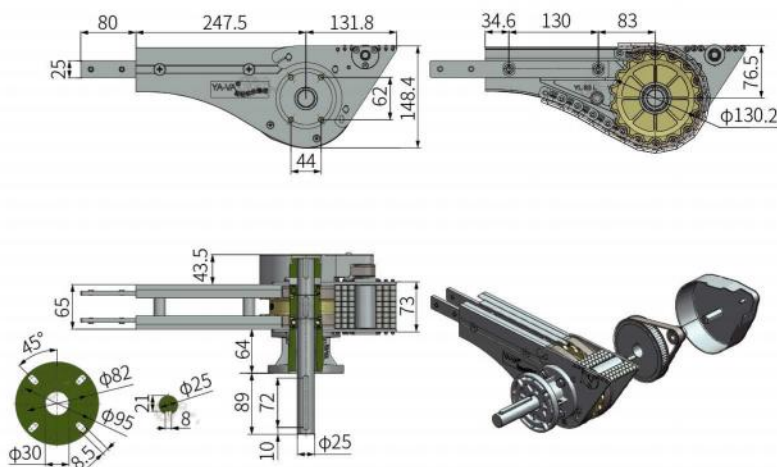
Item ①	Motor position	Reducer model ②	Applicable conveyor chain	Effective track L (M)	Weight (Kg)
YLEB320RP-DG	Right side	RV050	Plain chain YL63	0.8M	5.75
YLEB320LP-DG	Left side				

- ① It is mainly suitable for the transition of the conveyor head and end for cup, the tray and the bottle.
- ② The effective size of the conveying material contact conveying surface needs to be larger than 80mm, the center of gravity is centered, and the speed is greater than 5 meters/min, otherwise it will stop.
- ③ The connection strip can be directly connected to conveyor beam, and the installation is convenient.

Characteristic ③	Colour	Surface treatment	Material							
			Body	Shaft	Flange	Sprocket	Bearings	Fastener	Belt	Drive pulley
1	Silver	Spray plastic	ADC12	GMS	A6063	PA66	Bearing steel	SUS202	Rubber	A6063



230323

YL63 End drive unit(protective cover)


How to choose ①-③ Item ①-Reducer model ②-Characteristic ③
Part. YLEB320RP-EG-RV050-C1

Item ①	Motor position	Reducer model ②	Applicable conveyor chain	Effective track L (M)	Weight (Kg)
YLEB320RP-EG	Right side	RV050	Plain chain YL63	0.8M	5.30
YLEB320LP-EG	Left side				

- ① It is mainly suitable for the transition of the conveyor head and end for cartons, boxes and trays.
- ② The effective size of the conveying material contact conveying surface needs to be larger than 80mm, the center of gravity is centered, and the speed is greater than 5 meters/min, otherwise it will stop.
- ③ The connection strip can be directly connected to conveyor beam, and the installation is convenient.

Characteristic ①	Colour	Surface treatment	Material							
			Body	Shaft	Flange	Sprocket	Bearings	Fastener	Roller	Drive pulley
1	Silver	Spray plastic	ADC12	GMS	A6063	PA66	Bearing steel	SUS202	SUS304	A6063



YM83 End drive unit(protective cover)



P033~049



P136~138



P159~160

Drive and idler unit



P161~164



P165~166



P168



P170



P181



P188



P199



P247~261



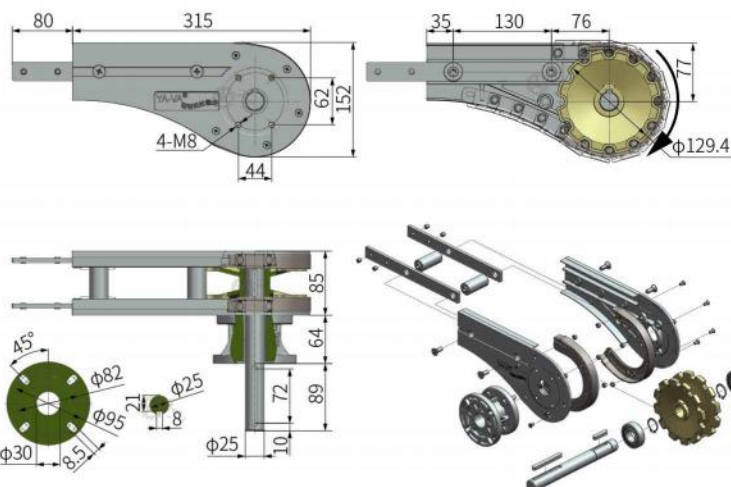
P263~278



P282~286



P299~312



How to choose ①-③

Item ①-Reducer model ②-Characteristic ③

Part.

YMEB315RP-RV050-C1

Item ①	Motor position	Reducer model ②	Effective track L (M)	Weight (Kg)
YMEB315RP	Right side	RV050	0.8M	4.60
YMEB315LP	Left side			

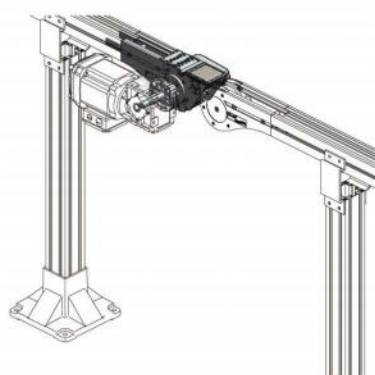
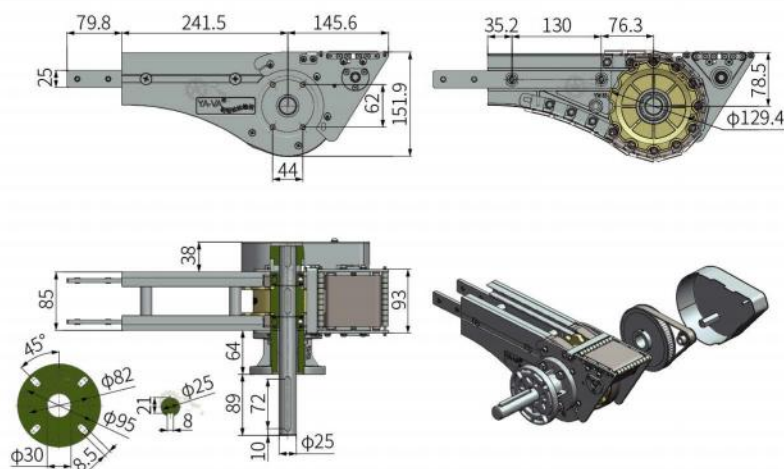
① Suitable for the YM83 conveying chain series, as the conveyor drive unit.

② The connection strip can be directly connected to conveyor beam, and the installation is convenient.

Characteristic ③	Colour	Surface treatment	Material					
			Body	Shaft	Flange	Sprocket	Bearings	Fastener
1	Silver	Spray plastic	ADC12	GMS	A6063	PA66	Bearing steel	SUS202



230323

YM83 End drive unit(protective cover)


How to choose ①-③ Item ①-Reducer model ②-Characteristic ③

Part.

YMEB315RP-DG-RV050-C1

Item ①	Motor position	Reducer model ②	Applicable conveyor chain	Effective track L (M)	Weight (Kg)
YMEB315RP-DG	Right side	RV050	Plain chain YM83	0.8M	6.60
YMEB315LP-DG	Left side				

- ① It is mainly suitable for the transition of the conveyor head and end for cup, the tray and the bottle.
- ② The effective size of the conveying material contact conveying surface needs to be larger than 80mm, the center of gravity is centered, and the speed is greater than 5 meters/min, otherwise it will stop.
- ③ The connection strip can be directly connected to conveyor beam, and the installation is convenient.

Characteristic ①	Colour	Surface treatment	Material							
			Body	Shaft	Flange	Sprocket	Bearings	Fastener	Belt	Drive pulley
1	Silver	Spray plastic	ADC12	GMS	A6063	PA66	Bearing steel	SUS202	Rubber	A6063



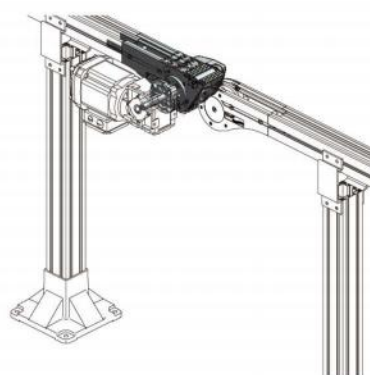
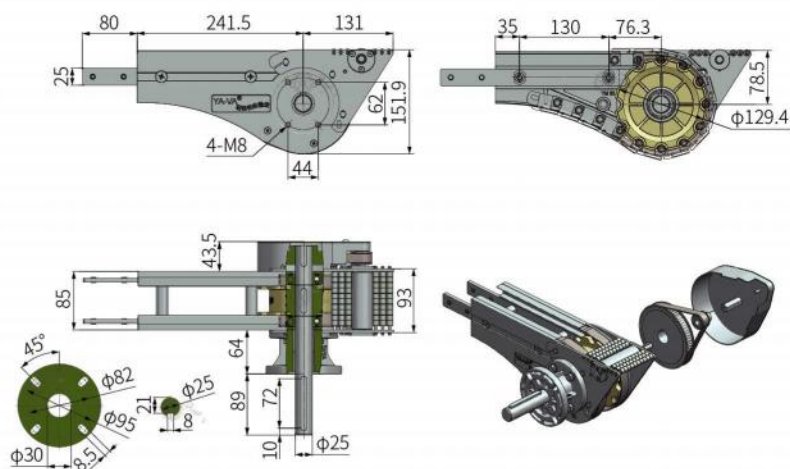
Drive and idler unit



YM83 End drive unit(protective cover)



Drive and idler unit



How to choose ①-③ Item ①-Reducer model ②-Characteristic ③

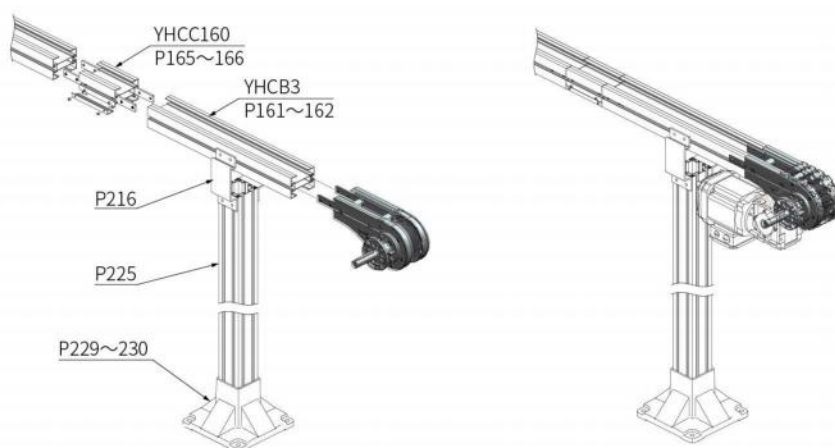
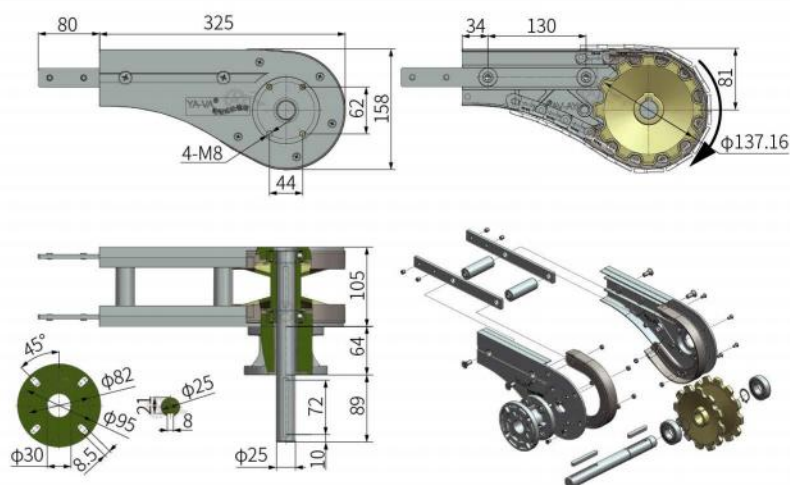
Item ①	Motor position	Reducer model ②	Applicable conveyor chain	Effective track L (M)	Weight (Kg)
YMEB315RP-EG	Right side	RV050	Plain chain YM83	0.8M	6.20
YMEB315LP-EG	Left side				

- ① It is mainly suitable for the transition of the conveyor head and end for cartons, boxes and trays.
- ② The effective size of the conveying material contact conveying surface needs to be larger than 80mm, the center of gravity is centered, and the speed is greater than 5 meters/min, otherwise it will stop.
- ③ The connection strip can be directly connected to conveyor beam, and the installation is convenient.

Characteristic ③	Colour	Surface treatment	Material							
			Body	Shaft	Flange	Sprocket	Bearings	Fastener	Roller	Drive pulley
1	Silver	Spray plastic	ADC12	GMS	A6063	PA66	Bearing steel	SUS202	SUS304	A6063



230323

YH103 End drive unit(protective cover)


How to choose ①-③	Item ^① -Reducer model ^② -Characteristic ^③
Part.	YHEB325RP-RV050-C1

Item ^①	Motor position	Reducer model ^②	Effective track L (M)	Weight (Kg)
YHEB325RP	Right side	RV050	0.8M	4.80
YHEB325LP	Left side			

- ① Suitable for the YH103 conveying chain series, as the conveyor drive unit.
- ② The connection strip can be directly connected to conveyor beam, and the installation is convenient.

Characteristic ^③	Colour	Surface treatment	Material					
			Body	Shaft	Flange	Sprocket	Bearings	Fastener
1	Silver	Spray plastic	ADC12	GMS	A6063	PA66	Bearing steel	SUS202



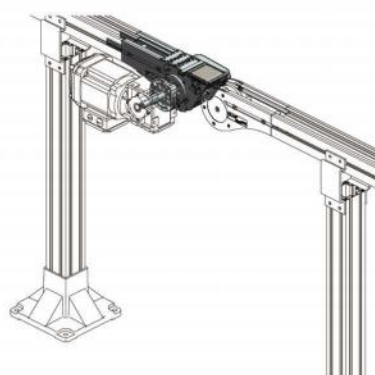
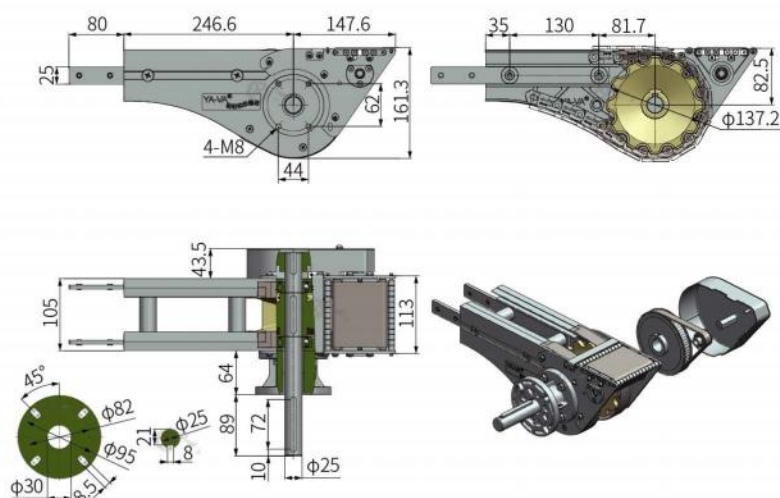
Drive and idler unit



YH103 End drive unit(protective cover)



Drive and idler unit



How to choose ①-③ Item ①-Reducer model ②-Characteristic ③

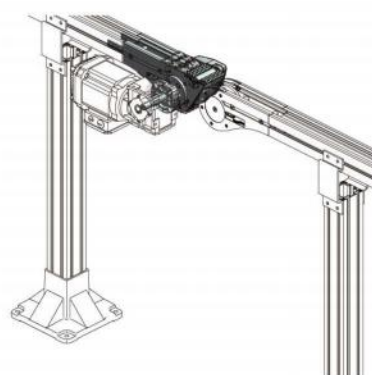
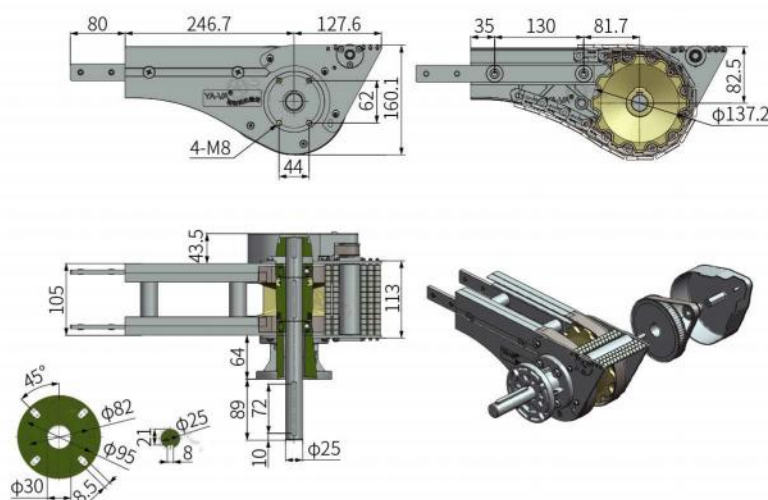
Item ①	Motor position	Reducer model ②	Applicable conveyor chain	Effective track L (M)	Weight (Kg)
YHEB325RP-DG	Right side	RV050	Plain chain H103	0.8M	6.80
YHEB325LP-DG	Left side				

- ① It is mainly suitable for the transition of the conveyor head and end for cup, the tray and the bottle.
- ② The effective size of the conveying material contact conveying surface needs to be larger than 80mm, the center of gravity is centered, and the speed is greater than 5 meters/min, otherwise it will stop.
- ③ The connection strip can be directly connected to conveyor beam, and the installation is convenient.

Characteristic ①	Colour	Surface treatment	Material							
			Body	Shaft	Flange	Sprocket	Bearings	Fastener	Belt	Drive pulley
1	Silver	Spray plastic	ADC12	GMS	A6063	PA66	Bearing steel	SUS202	Rubber	A6063



YH103 End drive unit(protective cover)



How to choose ①-③ Item ①-Reducer model ②-Characteristic ③
Part. YHEB325RP-EG-RV050-C1

Item ①	Motor position	Reducer model ②	Applicable conveyor chain	Effective track L (M)	Weight (Kg)
YHEB325RP-EG	Right side	RV050	Plain chain YH103	0.8M	6.40
YHEB325LP-EG	Left side				

- ① It is mainly suitable for the transition of the conveyor head and end for cartons, boxes and trays.
- ② The effective size of the conveying material contact conveying surface needs to be larger than 80mm, the center of gravity is centered, and the speed is greater than 5 meters/min, otherwise it will stop.
- ③ The connection strip can be directly connected to conveyor beam, and the installation is convenient.

Characteristic ①	Colour	Surface treatment	Material							
			Body	Shaft	Flange	Sprocket	Bearings	Fastener	Roller	Drive pulley
1	Silver	Spray plastic	ADC12	GMS	A6063	PA66	Bearing steel	SUS202	SUS304	A6063



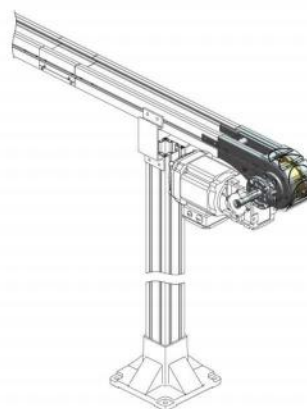
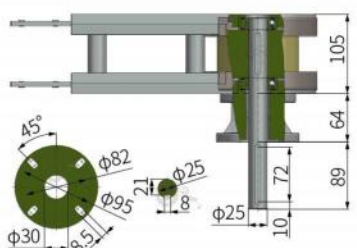
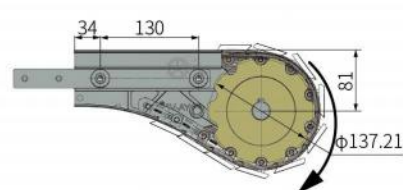
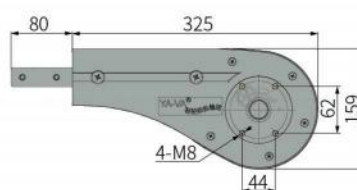
Drive and idler unit



YH103 End drive unit(protective cover)



Drive and idler unit



How to choose ①-③ Item ①-Reducer model ②-Characteristic ③
Part. YHEB325RP-WF-RV050-C1

Item ①	Motor position	Reducer model ②	Effective track L (M)	Weight (Kg)
YHEB325RP-WF	Right side	RV050	0.8M	4.80
YHEB325LP-WF	Left side			

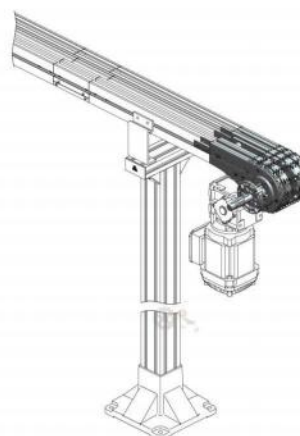
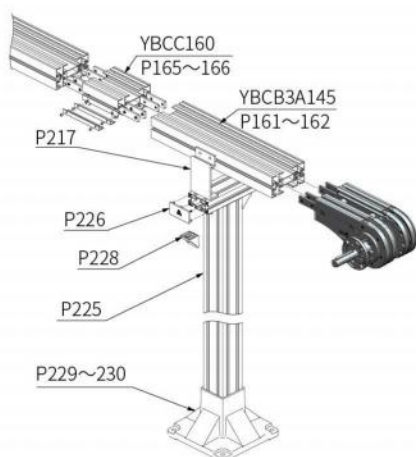
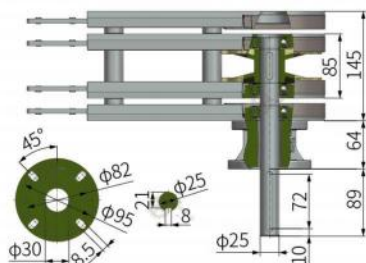
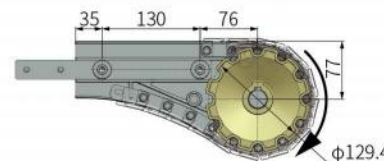
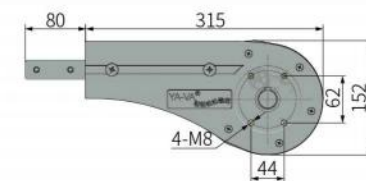
① Suitable for YHTL103WF and YHTL103WFJ, as the conveyor drive unit.

② The connection strip can be directly connected to conveyor beam, and the installation is convenient.

Characteristic ③	Colour	Surface treatment	Material					
			Body	Shaft	Flange	Sprocket	Bearings	Fastener
1	Silver	Spray plastic	ADC12	GMS	A6063	Nylon	Bearing steel	SUS202



230323

YB145 End drive unit(protective cover)


How to choose ①-③	Item ①-Reducer model ②-Characteristic ③
Part.	YBEB315A145RP-RV050-C1

Item ①	Motor position	Reducer model ②	Effective track L (M)	Weight (Kg)
YBEB315A145RP	Right side	RV050	0.8M	6.40
YBEB315A145LP	Left side			

① Suitable for the YB140 conveying chain series, as the conveyor drive unit.

② The connection strip can be directly connected to conveyor beam, and the installation is convenient.

Characteristic ③	Colour	Surface treatment	Material					
			Body	Shaft	Flange	Sprocket	Bearings	Fastener
1	Silver	Spray plastic	ADC12	GMS	A6063	PA66	Bearing steel	SUS202



P063~066



P142



P159

Drive and idler unit



P161~162



P165~166



P170



P190



P204



P247~261



P263~278



P282~286



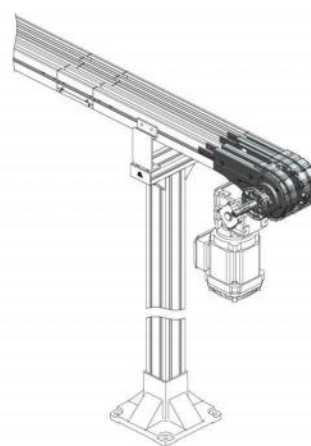
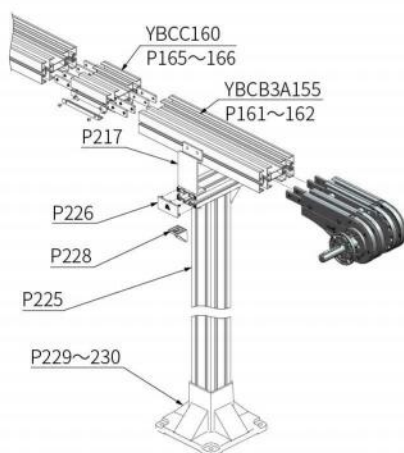
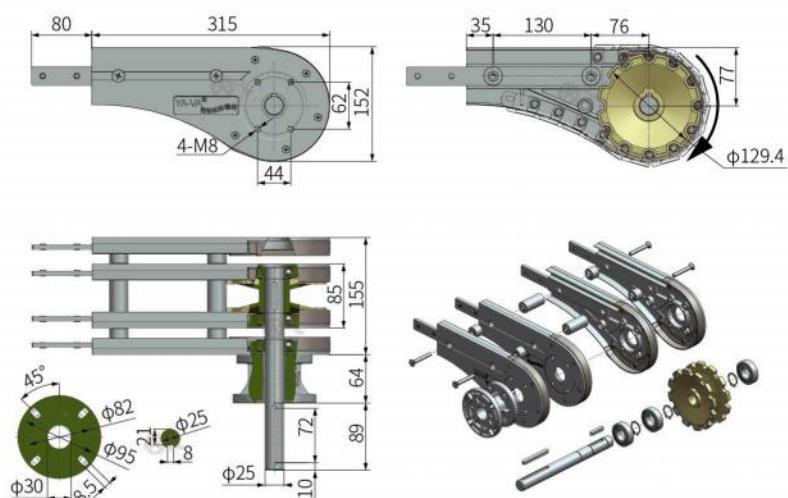
P299~312



YB155 End drive unit(protective cover)



Drive and idler unit



How to choose ^{①-③}	Item ^① -Reducer model ^② -Characteristic ^③
Part.	YBEB315A155RP-RV050-C1

Item ^①	Motor position	Reducer model ^②	Effective track L (M)	Weight (Kg)
YBEB315A155RP	Right side	RV050	0.8M	6.50
YBEB315A155LP	Left side			

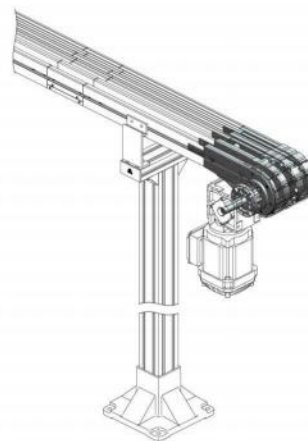
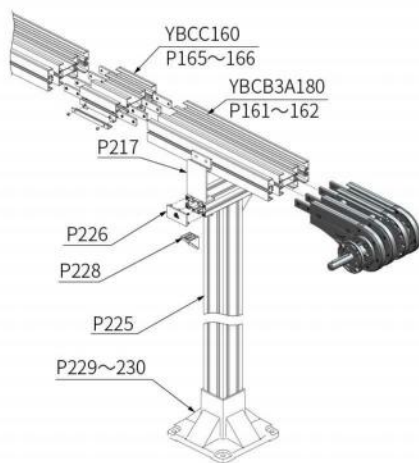
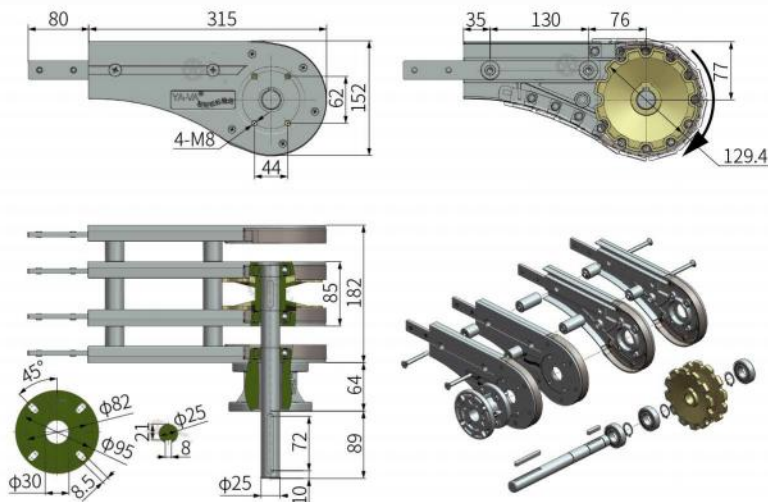
① Suitable for the YB150 conveying chain series, as the conveyor drive unit.

② The connection strip can be directly connected to conveyor beam, and the installation is convenient.

Characteristic ^①	Colour	Surface treatment	Material					
			Body	Shaft	Flange	Sprocket	Bearings	Fastener
1	Silver	Spray plastic	ADC12	GMS	A6063	PA66	Bearing steel	SUS202



230323

YB180 End drive unit(protective cover)


How to choose ①-③ Item ①-Reducer model ②-Characteristic ③

Part.

YBEB315A180RP-RV050-C1

Item ①	Motor position	Reducer model ②	Effective track L (M)	Weight (Kg)
YBEB315A180RP	Right side	RV050	0.8M	6.90
YBEB315A180LP	Left side			

① Suitable for the YB175 conveying chain series, as the conveyor drive unit.

② The connection strip can be directly connected to conveyor beam, and the installation is convenient.

Characteristic ③	Colour	Surface treatment	Material					
			Body	Shaft	Flange	Sprocket	Bearings	Fastener
1	Silver	Spray plastic	ADC12	GMS	A6063	PA66	Bearing steel	SUS202



P070~073



P144



P159

Drive and idler unit



P161~162



P165~166



P170



P192



P206



P247~261



P263~278



P282~286



P299~312



YB300 End drive unit(protective cover)



P074~075



P145



P159

Drive and idler unit



P161~162



P165~166



P170



P193



P207



P247~261



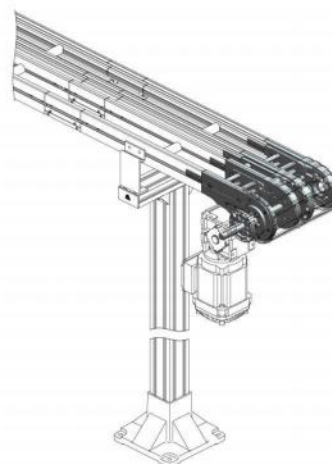
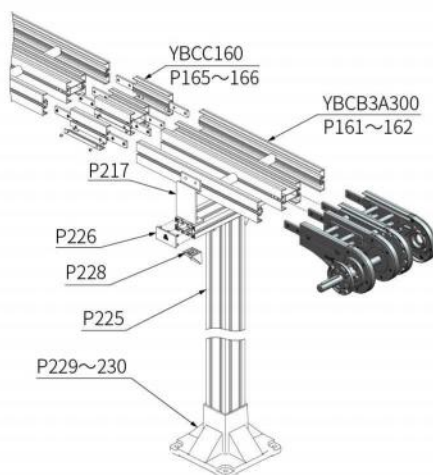
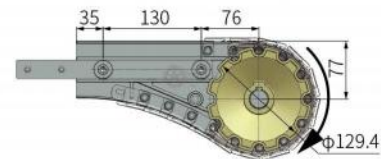
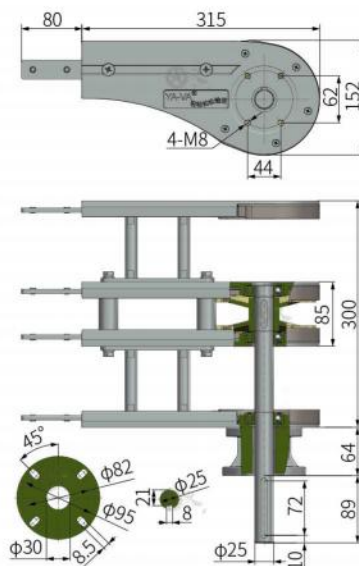
P263~278



P282~286



P299~312



How to choose ①-③ Item ①-Reducer model ②-Characteristic ③
Part. YBEB315A300RP-RV050-C1

Item ①	Motor position	Reducer model ②	Effective track L (M)	Weight (Kg)
YBEB315A300RP	Right side	RV050	0.8M	7.20
YBEB315A300LP	Left side			

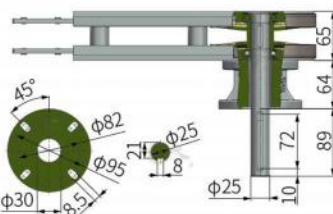
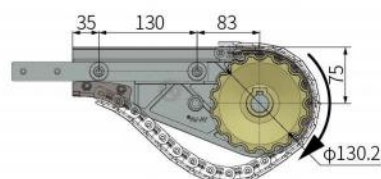
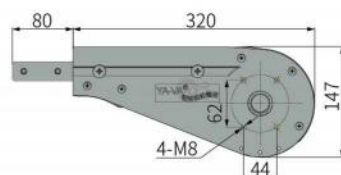
① Suitable for the YB295 conveying chain series, as the conveyor drive unit.

② The connection strip can be directly connected to conveyor beam, and the installation is convenient.

Characteristic ③	Colour	Surface treatment	Material					
			Body	Shaft	Flange	Sprocket	Bearings	Fastener
1	Silver	Spray plastic	ADC12	GMS	A6063	PA66	Bearing steel	SUS202



230323

YL51/63 End drive unit

How to choose ①-③ Item ①-Reducer model ②-Characteristic ③
Part. YLEBRP-RV050-C1

Item ①	Motor position	Reducer model ②	Effective track L (M)	Weight (Kg)
YLEBRP	Right side	RV050	0.8M	3.75
YLEBLP	Left side			

- ① Suitable for the YL51 and YL63 conveying chain series, as the conveyor drive unit.
- ② The connection strip can be directly connected to conveyor beam, and the installation is convenient.
- ③ Under the conveyor, it should have enough space for chain overhanging.

Characteristic ③	Colour	Surface treatment	Material					
			Body	Shaft	Flange	Sprocket	Bearings	Fastener
1	Silver	Spray plastic	ADC12	GMS	A6063	PA66	Bearing steel	SUS202



P019~032



P133~135



P160

Drive and idler unit



P161~162



P165~166



P167



P170



P180



P187



P201



P247~261



P263~278



P282~286



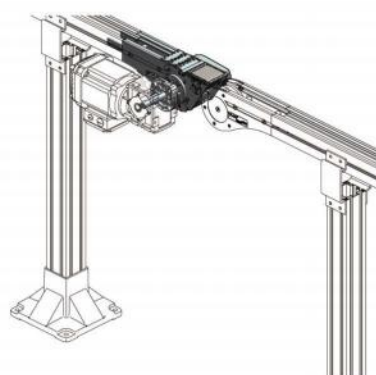
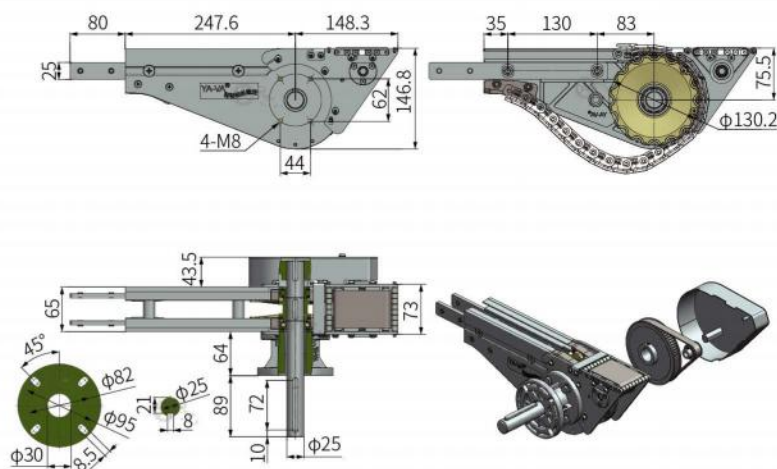
P299~312



YL63 End drive unit



Drive and idler unit



How to choose ①-③ Item ①-Reducer model ②-Characteristic ③

Item ①	Motor position	Reducer model ②	Applicable conveyor chain	Effective track L (M)	Weight (Kg)
YLEBRP-DG	Right side	RV050	Plain chain YL63	0.8M	5.75
YLEBLP-DG	Left side				

① It is mainly suitable for the transition of the conveyor head and end for cup, the tray and the bottle.

② The effective size of the conveying material contact conveying surface needs to be larger than 80mm, the center of gravity is centered, and the speed is greater than 5 meters/min, otherwise it will stop.

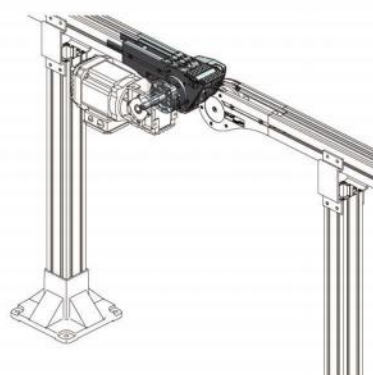
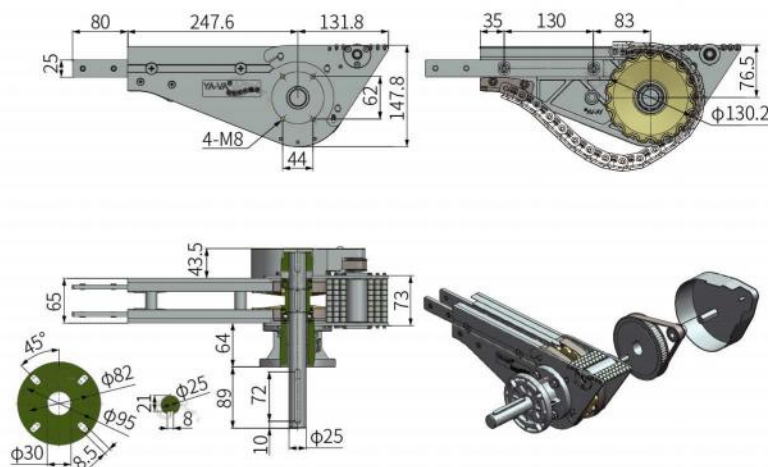
③ The connection strip can be directly connected to conveyor beam, and the installation is convenient.

④ Under the conveyor, it should have enough space for chain overhanging.

Characteristic ①	Colour	Surface treatment	Material							
			Body	Shaft	Flange	Sprocket	Bearings	Fastener	Belt	Drive pulley
1	Silver	Spray plastic	ADC12	GMS	A6063	PA66	Bearing steel	SUS202	Rubber	A6063



YL63 End drive unit



How to choose ①-③	Item ①-Reducer model ②-Characteristic ③
Part.	YLEBRP-EG-RV050-C1

Item ①	Motor position	Reducer model ②	Applicable conveyor chain	Effective track L (M)	Weight (Kg)
YLEBRP-EG	Right side	RV050	Plain chain YL63	0.8M	5.30
YLEBLP-EG	Left side				

- ① It is mainly suitable for the transition of the conveyor head and end for cartons, boxes and trays.
- ② The effective size of the conveying material contact conveying surface needs to be larger than 80mm, the center of gravity is centered, and the speed is greater than 5 meters/min, otherwise it will stop.
- ③ The connection strip can be directly connected to conveyor beam, and the installation is convenient.

④ Under the conveyor, it should enough space for chain overhanging.

Characteristic ①	Colour	Surface treatment	Material							
			Body	Shaft	Flange	Sprocket	Bearings	Fastener	Roller	Drive pulley
1	Silver	Spray plastic	ADC12	GMS	A6063	PA66	Bearing steel	SUS202	SUS304	A6063



P19~032



P133~135



P160

Drive and idler unit



P161~162



P165~166



P167



P170



P180



P187



P201



P247~261



P263~278



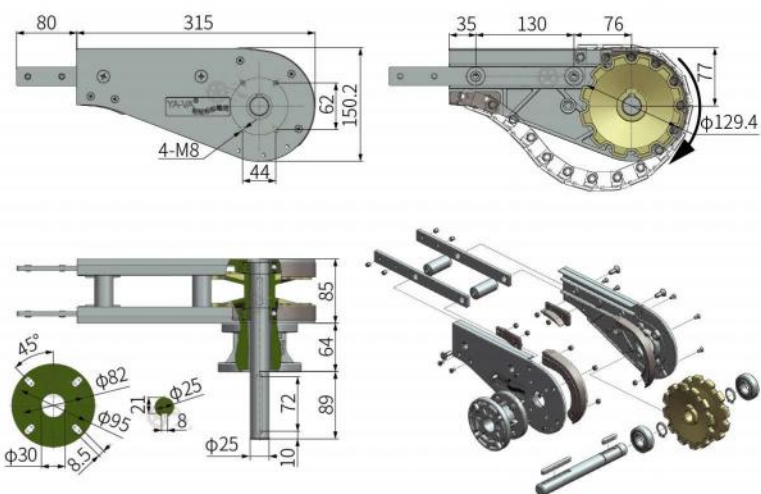
P282~286



P299~312



YM83 End drive unit



How to choose ①-① Item ①-Reducer model ①-Characteristic ①
Part. YMEBRP-RV050-C1

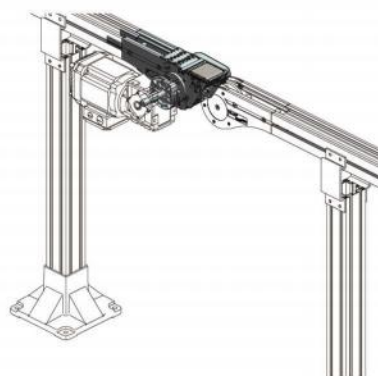
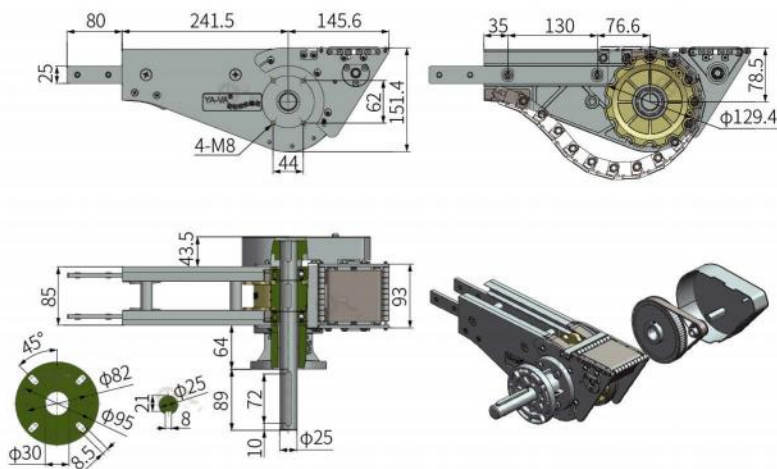
Item ①	Motor position	Reducer model ②	Effective track L (M)	Weight (Kg)
YMEBRP	Right side	RV050	0.8M	4.60
YMEBLP	Left side			

- ① Suitable for the YM83 conveying chain series, as the conveyor drive unit.
- ② The connection strip can be directly connected to conveyor beam, and the installation is convenient.
- ③ Under the conveyor, it should have enough space for chain overhanging.

Characteristic ①	Colour	Surface treatment	Material					
			Body	Shaft	Flange	Sprocket	Bearings	Fastener
1	Silver	Spray plastic	ADC12	GMS	A6063	PA66	Bearing steel	SUS202



YM83 End drive unit



How to choose ①-③ Item ①-Reducer model ②-Characteristic ③

Part.

YMEBRP-DG-RV050-C1

Item ①	Motor position	Reducer model ②	Applicable conveyor chain	Effective track L (M)	Weight (Kg)
YMEBRP-DG	Right side	RV050	Plain chain YM83	0.8M	6.60
YMEBLP-DG	Left side				

- ① It is mainly suitable for the transition of the conveyor head and end for cup, the tray and the bottle.
- ② The effective size of the conveying material contact conveying surface needs to be larger than 80mm, the center of gravity is centered, and the speed is greater than 5 meters/min, otherwise it will stop.
- ③ The connection strip can be directly connected to conveyor beam, and the installation is convenient.

- ④ Under the conveyor, it should have enough space for chain overhanging.

Characteristic ③	Colour	Surface treatment	Material							
			Body	Shaft	Flange	Sprocket	Bearings	Fastener	Belt	Drive pulley
1	Silver	Spray plastic	ADC12	GMS	A6063	PA66	Bearing steel	SUS202	Rubber	A6063



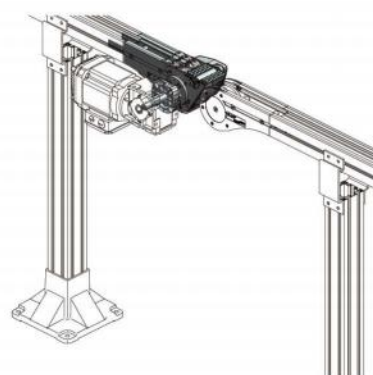
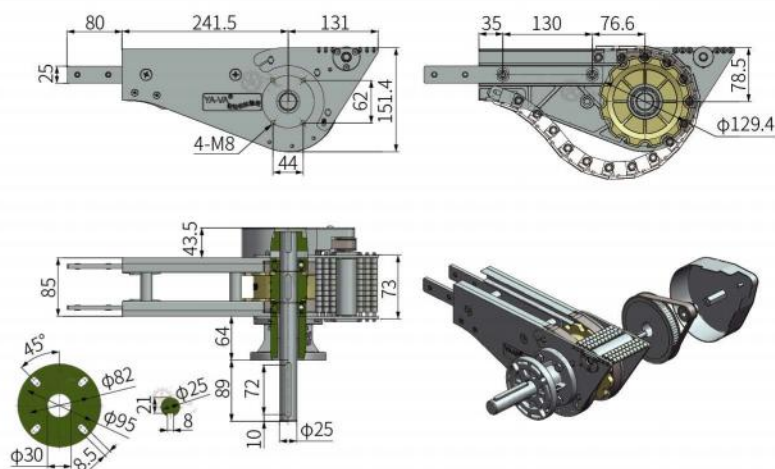
Drive and idler unit



YM83 End drive unit



Drive and idler unit



How to choose ①-③ Item ①-Reducer model ②-Characteristic ③

Item ①	Motor position	Reducer model ②	Applicable conveyor chain	Effective track L (M)	Weight (Kg)
YMEBRP-EG	Right side	RV050	Plain chain YM83	0.8M	6.20
YMEBLP-EG	Left side				

① It is mainly suitable for the transition of the conveyor head and end for cartons, boxes and trays.

② The effective size of the conveying material contact conveying surface needs to be larger than 80mm, the center of gravity is centered, and the speed is greater than 5 meters/min, otherwise it will stop.

③ The connection strip can be directly connected to conveyor beam, and the installation is convenient.

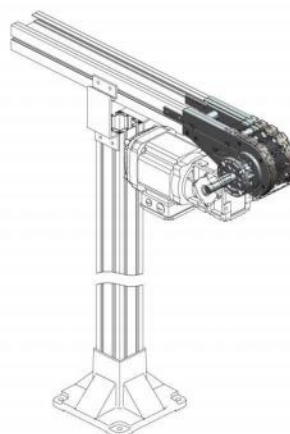
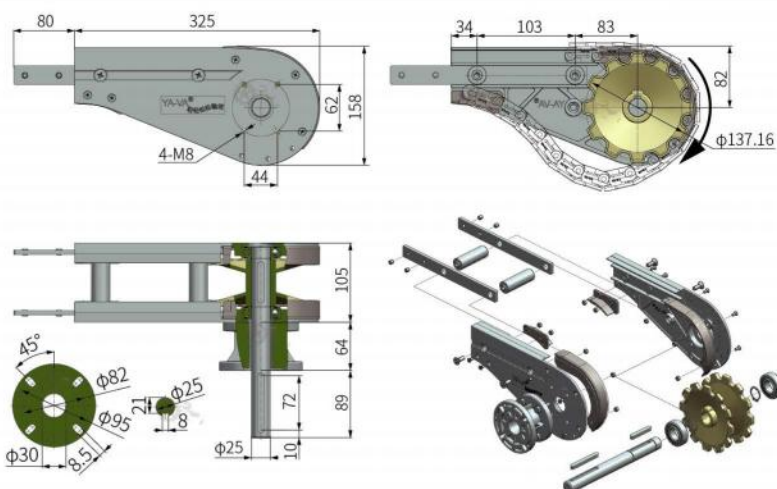
④ Under the conveyor, it should have enough space for chain overhanging.

Characteristic ①	Colour	Surface treatment	Material							
			Body	Shaft	Flange	Sprocket	Bearings	Fastener	Roller	Drive pulley
1	Silver	Spray plastic	ADC12	GMS	A6063	PA66	Bearing steel	SUS202	SUS304	A6063



230323

YH103 End drive unit



How to choose ①-③ Item ①-Reducer model ②-Characteristic ③

Part.

YHEBRP-RV050-C1

Item ①	Motor position	Reducer model ②	Effective track L (M)	Weight (Kg)
YHEBRP	Right side	RV050	0.8M	4.80
YHEBLP	Left side			

- ① Suitable for the YLS1 and YL63 conveying chain series, as the conveyor drive unit.
- ② The connection strip can be directly connected to conveyor beam, and the installation is convenient.
- ③ Under the conveyor, it should have enough space for chain overhanging.

Characteristic ③	Colour	Surface treatment	Material					
			Body	Shaft	Flange	Sprocket	Bearings	Fastener
1	Silver	Spray plastic	ADC12	GMS	A6063	PA66	Bearing steel	SUS202



P050~062



P139~141



P159~160

Drive and idler unit



P161~162



P165~166



P169



P170



P182



P189



P203



P247~261



P263~278



P282~286



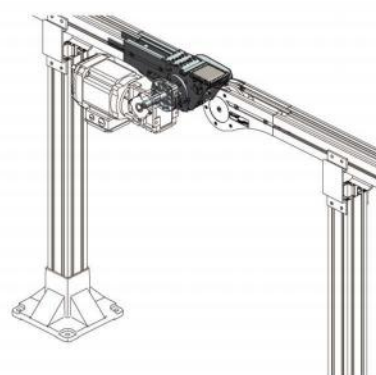
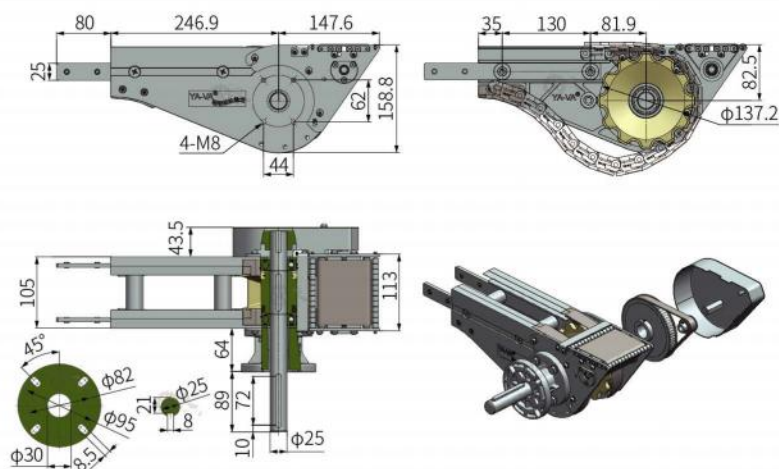
P299~312



YH103 End drive unit



Drive and idler unit



How to choose ①-③	Item ①-Reducer model ②-Characteristic ③
Part.	YHEBRP-DG-RV050-C1

Item ①	Motor position	Reducer model ②	Applicable conveyor chain	Effective track L (M)	Weight (Kg)
YHEBRP-DG	Right side	RV050	Plain chain YH103	0.8M	6.80
YHEBLP-DG	Left side				

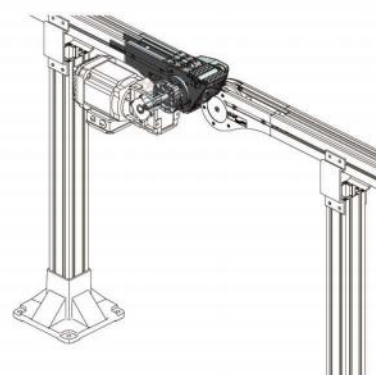
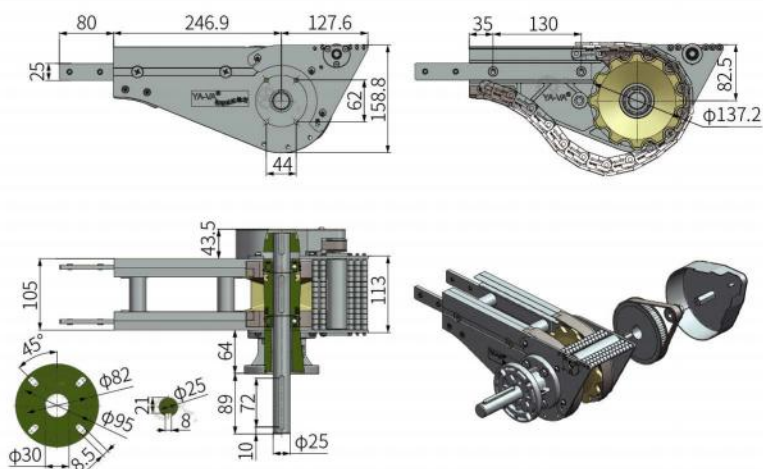
- ① It is mainly suitable for the transition of the conveyor head and end for cup, the tray and the bottle.
- ② The effective size of the conveying material contact conveying surface needs to be larger than 80mm, the center of gravity is centered, and the speed is greater than 5 meters/min, otherwise it will stop.
- ③ The connection strip can be directly connected to conveyor beam, and the installation is convenient.

- ④ Under the conveyor, it should enough space for chain overhanging.

Characteristic ③	Colour	Surface treatment	Material							
			Body	Shaft	Flange	Sprocket	Bearings	Fastener	Belt	Drive pulley
1	Silver	Spray plastic	ADC12	GMS	A6063	PA66	Bearing steel	SUS202	Rubber	A6063



230323

YH103 End drive unit


How to choose ①-③ Item ①-Reducer model ②-Characteristic ③

Part.

YHEBRP-EG-RV050-C1

Item ①	Motor position	Reducer model ②	Applicable conveyor chain	Effective track L (M)	Weight (Kg)
YHEBRP-EG	Right side	RV050	Plain chain YH103	0.8M	6.40
YHEBLP-EG	Left side				

- ① It is mainly suitable for the transition of the conveyor head and end for cartons, boxes and trays.
- ② The effective size of the conveying material contact conveying surface needs to be larger than 80mm, the center of gravity is centered, and the speed is greater than 5 meters/min, otherwise it will stop.
- ③ The connection strip can be directly connected to conveyor beam, and the installation is convenient.

④ Under the conveyor, it should enough space for chain overhanging.

Characteristic ①	Colour	Surface treatment	Material							
			Body	Shaft	Flange	Sprocket	Bearings	Fastener	Roller	Drive pulley
1	Silver	Spray plastic	ADC12	GMS	A6063	PA66	Bearing steel	SUS202	SUS304	A6063



Drive and idler unit



881TAB End drive unit



P076



P146



P161~162

Drive and idler unit



P170



P194



P247~261



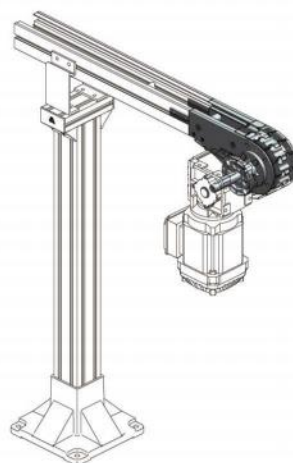
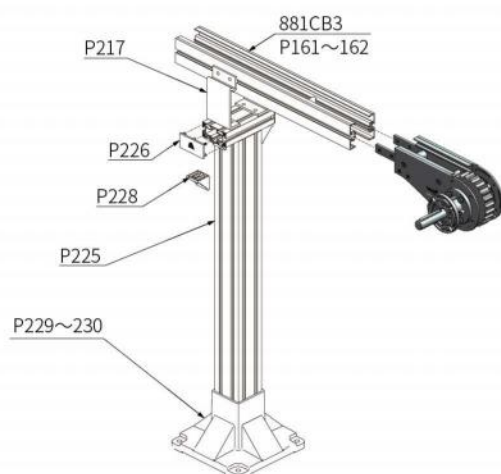
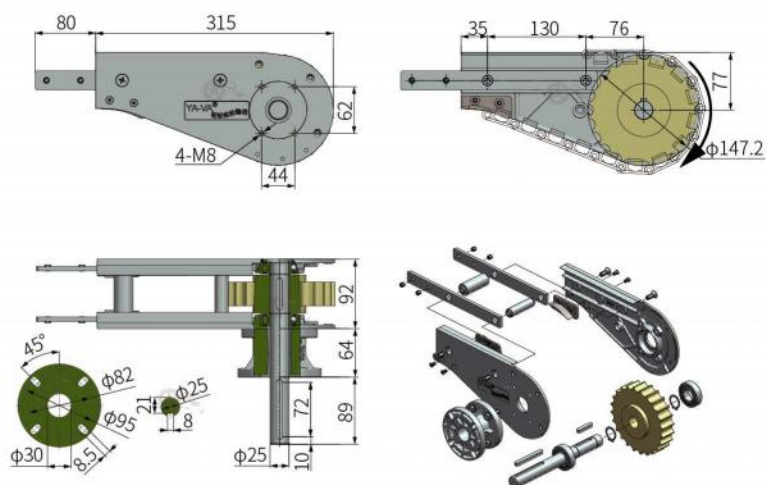
P263~278



P282~286



P299~312



How to choose ①-①

Item ①-Reducer model ①-Characteristic ①

Part.

881EBRP-RV050-C1

Item ①	Motor position	Reducer model ②	Effective track L (M)	Weight (Kg)
881EBRP	Right side	RV050	0.8M	7.00
881EBLP	Left side			

① Suitable for the 881TAB-K325 conveying chain series, as the conveyor drive unit.

② The connection strip can be directly connected to conveyor beam, and the installation is convenient.

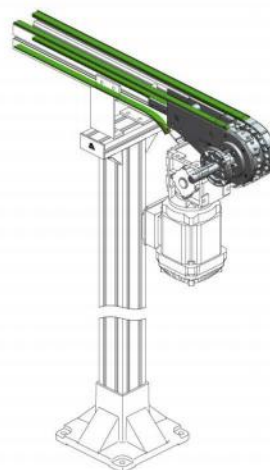
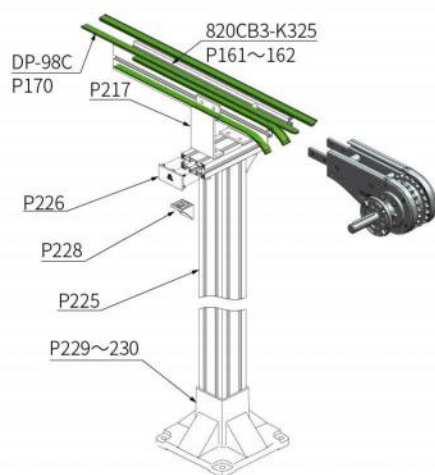
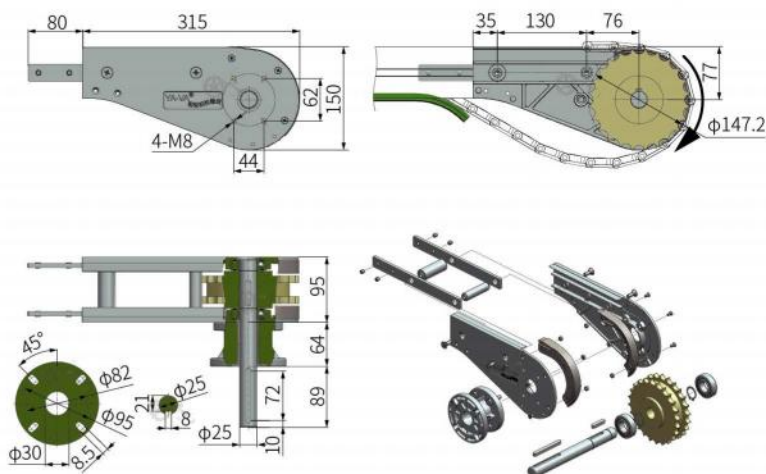

③ Under the conveyor, it should have enough space for chain overhanging.

Characteristic ①	Colour	Surface treatment	Material					
			Body	Shaft	Flange	Sprocket	Bearings	Fastener
1	Silver	Spray plastic	ADC12	GMS	A6063	Nylon	Bearing steel	SUS202



230323

820/812 End drive unit



P077~078



P147



P161~162

Drive and idler unit



P166



P247~261



P263~278



P282~286



P299~312



How to choose ①-②	Item ①-Reducer model ②-Characteristic ③
Part.	820EBRP-RV050-C1

Item ①	Motor position	Reducer model ②	Effective track L (M)	Weight (Kg)
820EBRP	Right side	RV050	0.8M	4.80
820EBLP	Left side			

- ① Suitable for the 820/812-K325 conveying chain series, as the conveyor drive unit.
- ② The connection strip can be directly connected to conveyor beam, and the installation is convenient.
- ③ Under the conveyor, it should have enough space for chain overhanging.

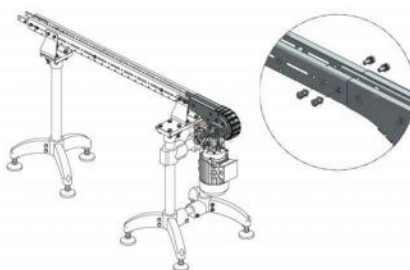
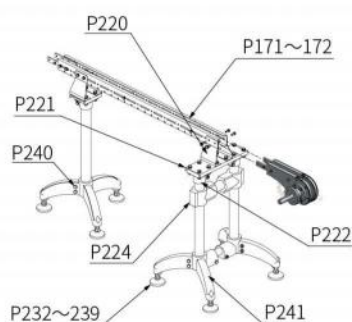
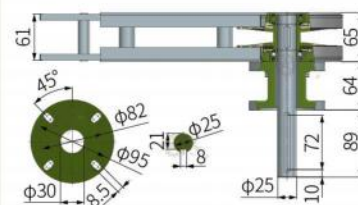
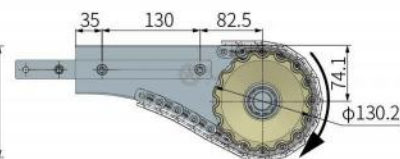
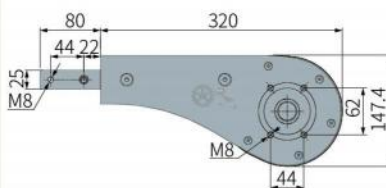
Characteristic ①	Colour	Surface treatment	Material					
			Body	Shaft	Flange	Sprocket	Bearings	Fastener
1	Silver	Spray plastic	ADC12	GMS	A6063	Nylon	Bearing steel	SUS202



YL51/63 End drive unit (protective cover)



Drive and idler unit



How to choose ①-③

Item ①-Reducer model ②-Characteristic ③

Part.

YLXEB320RP-RV050-C1

Item ①	Motor position	Reducer model ②	Effective track L (M)	Weight (Kg)
YLXEB320RP	Right side	RV050	0.8M	6.35
YLXEB320LP	Left side			

① Suitable for the YL51 and YL63 conveying chain series, as the conveyor drive unit.

② The connection strip can be directly connected to SUS304 conveyor beam, and the installation is convenient.

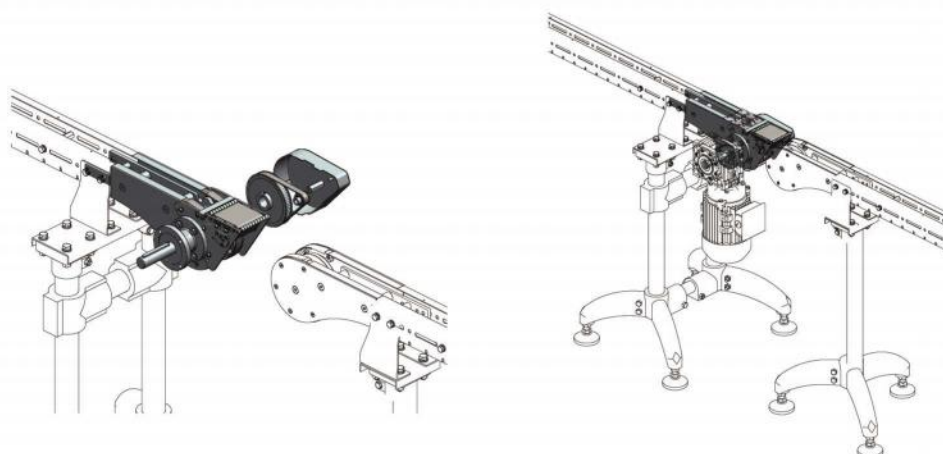
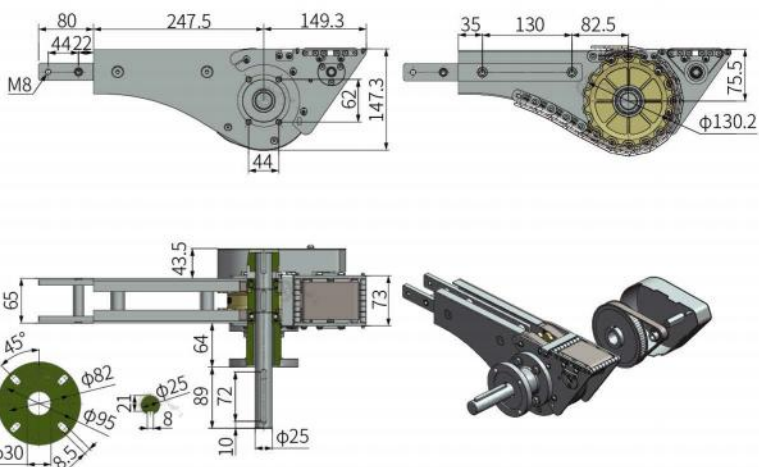
Characteristic ③	Colour	Surface treatment	Material					
			Body	Shaft	Flange	Sprocket	Bearings	Fastener
1	Silver	Brushed	SUS304	SUS304	SUS304	PA66	Bearing steel	SUS304





230323

YL63 End drive unit (protective cover)



How to choose ①-③
Part.

Item ①-Reducer model ②-Characteristic ③
YLXEB320RP-DG-RV050-C1

Item ①	Motor position	Reducer model ②	Applicable conveyor chain	Effective track L (M)	Weight (Kg)
YLXEB320RP-DG	Right side	RV050	Plain chain YL63	0.8M	8.47
YLXEB320LP-DG	Left side				

- ① It is mainly suitable for the transition of the conveyor head and end for cup, the tray and the bottle.
- ② The effective size of the conveying material contact conveying surface needs to be larger than 80mm, the center of gravity is centered, and the speed is greater than 5 meters/min, otherwise it will stop.
- ③ The connection strip can be directly connected to conveyor beam, and the installation is convenient.

Characteristic ③	Colour	Surface treatment	Material							
			Body	Shaft	Flange	Sprocket	Bearings	Fastener	Belt	Drive pulley
1	Silver	Brushed	SUS304	SUS304	SUS304	PA66	Bearing steel	SUS304	Rubber	A6063



P020~032



P148~150



P159

Drive and idler unit



P171~172



P173~174



P175



P170



P183



P195



P208



P253~261



P274~281



P286~298



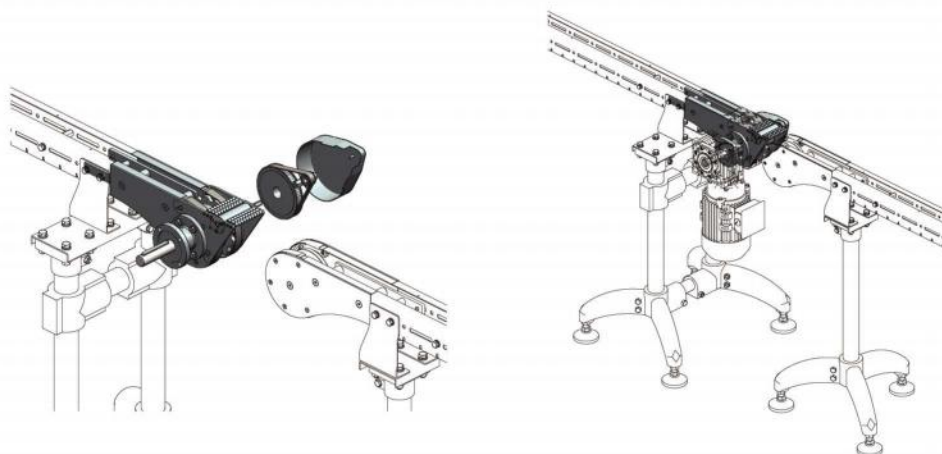
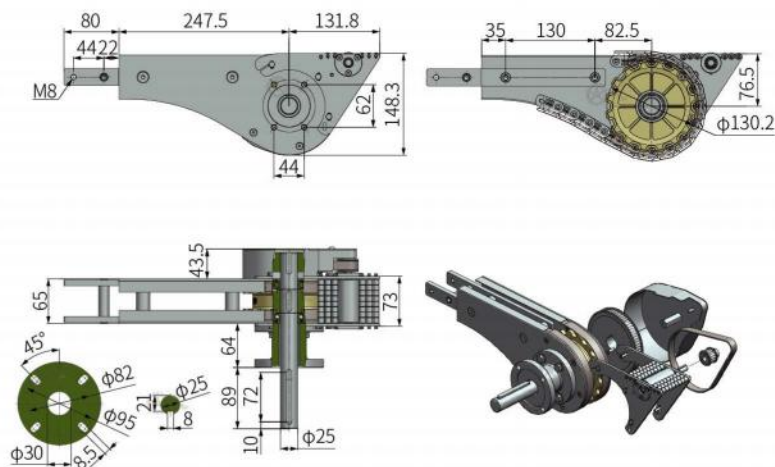
P309~312





YL63 End drive unit (protective cover)

Drive and idler unit



How to choose ①-②

Item ①-Reducer model ②-Characteristic ③

Part.

YLXEB320RP-EG-RV050-C1


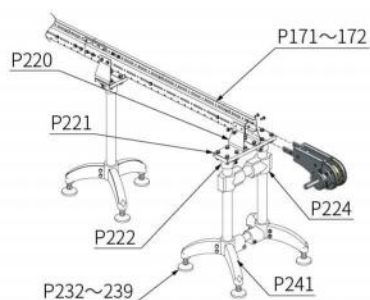
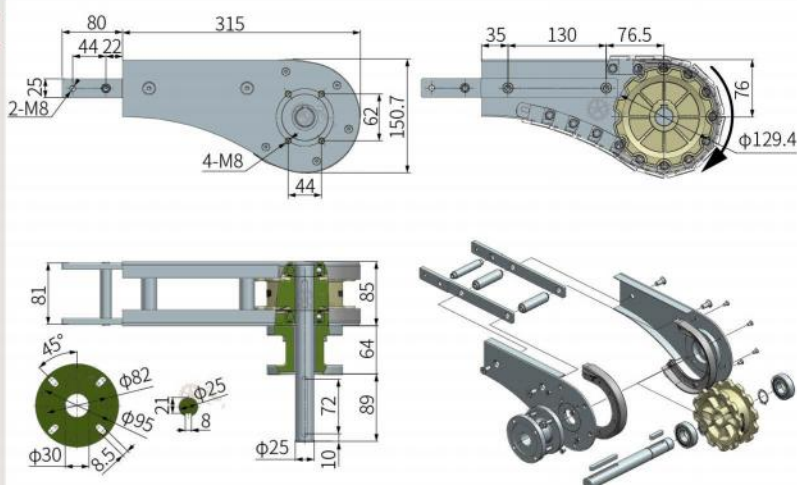
Item ①	Motor position	Reducer model ②	Applicable conveyor chain	Effective track L (M)	Weight (Kg)
YLXEB320RP-EG	Right side	RV050	Plain chain YL63	0.8M	8.13
YLXEB320LP-EG	Left side				

- ① It is mainly suitable for the transition of the conveyor head and end for cartons, boxes and trays.
- ② The effective size of the conveying material contact conveying surface needs to be larger than 80mm, the center of gravity is centered, and the speed is greater than 5 meters/min, otherwise it will stop.
- ③ The connection strip can be directly connected to conveyor beam, and the installation is convenient.

Characteristic ③	Colour	Surface treatment	Material							
			Body	Shaft	Flange	Sprocket	Bearings	Fastener	Roller	Drive pulley
1	Silver	Brushed	SUS304	SUS304	SUS304	PA66	Bearing steel	SUS304	SUS304	A6063



YM83 End drive unit (protective cover)



How to choose 1 - 3

Part.

Item¹-Reducer model²-Characteristic³

YMXEB315RP-RV050-C1

Item ^①	Motor position	Reducer model ^②	Effective track L (M)	Weight (Kg)
YMXEB315RP	Right side	RV050	0.8M	7.32
YMXEB315LP	Left side			

- ① Suitable for the YM83 conveying chain series, as the conveyor drive unit.
② The connection strip can be directly connected to SUS304 conveyor beam, and the installation is convenient.

Characteristic ^①	Colour	Surface treatment	Material					
			Body	Shaft	Flange	Sprocket	Bearings	Fastener
1	Silver	Brushed	SUS304	SUS304	SUS304	PA66	Bearing steel	SUS304



P033~049



P151~153



P159

Drive and idler unit



P171~172



P173~174



P176



P170



D194



D106



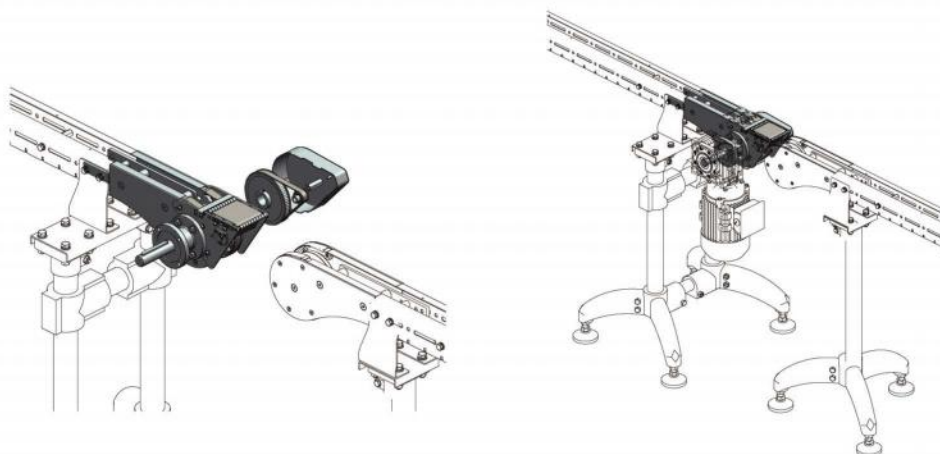
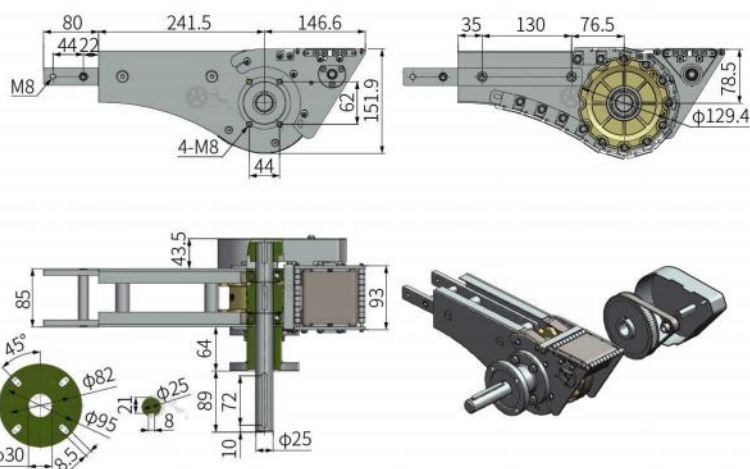
D200



B252-261



YM83 End drive unit (protective cover)



How to choose ①-③

Part.

Item ①-Reducer model ②-Characteristic ③

YMXEB315RP-DG-RV050-C1

Item ①	Motor position	Reducer model ②	Applicable conveyor chain	Effective track L (M)	Weight (Kg)
YMXEB315RP-DG	Right side	RV050	Plain chain YM83	0.8M	9.44
YMXEB315LP-DG	Left side				

- ① It is mainly suitable for the transition of the conveyor head and end for cup, the tray and the bottle.
- ② The effective size of the conveying material contact conveying surface needs to be larger than 80mm, the center of gravity is centered, and the speed is greater than 5 meters/min, otherwise it will stop.
- ③ The connection strip can be directly connected to conveyor beam, and the installation is convenient.

Characteristic ③	Colour	Surface treatment	Material							
			Body	Shaft	Flange	Sprocket	Bearings	Fastener	Belt	Drive pulley
1	Silver	Brushed	SUS304	SUS304	SUS304	PA66	Bearing steel	SUS304	Rubber	A6063



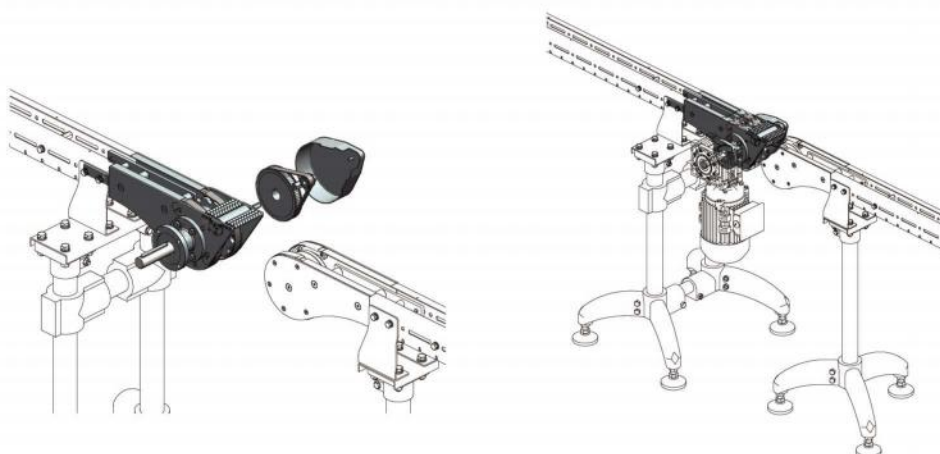
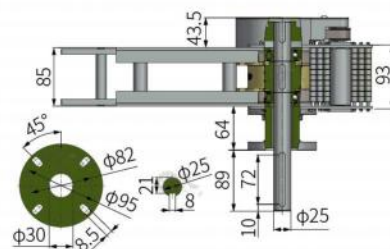
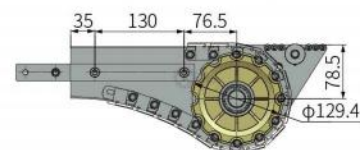
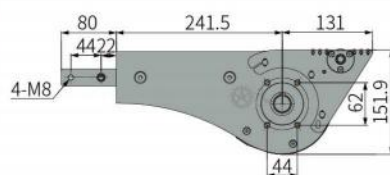
Drive and idler unit





230323

YM83 End drive unit (protective cover)



How to choose ①-③ Item ①-Reducer model ②-Characteristic ③
Part. YMXEB315RP-EG-RV050-C1

Item ①	Motor position	Reducer model ②	Applicable conveyor chain	Effective track L (M)	Weight (Kg)
YMXEB315RP-EG	Right side	RV050	Plain chain YM83	0.8M	9.10
YMXEB315LP-EG	Left side				

- ① It is mainly suitable for the transition of the conveyor head and end for cartons, boxes and trays.
- ② The effective size of the conveying material contact conveying surface needs to be larger than 80mm, the center of gravity is centered, and the speed is greater than 5 meters/min, otherwise it will stop.
- ③ The connection strip can be directly connected to conveyor beam, and the installation is convenient.

Characteristic ①	Colour	Surface treatment	Material							
			Body	Shaft	Flange	Sprocket	Bearings	Fastener	Roller	Drive pulley
1	Silver	Brushed	SUS304	SUS304	SUS304	PA66	Bearing steel	SUS304	SUS304	A6063



P033~049



P151~153



P159

Drive and idler unit



P171~172



P173~174



P176



P170



P184



P196



P209



P253~261



P274~281



P286~298



P309~312

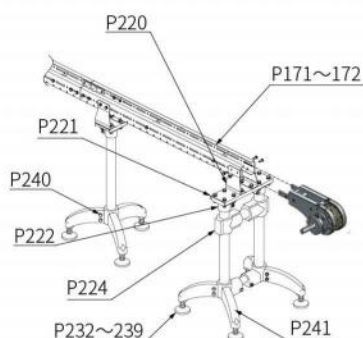
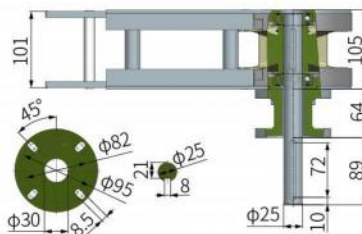
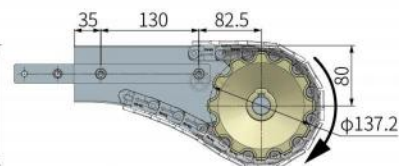
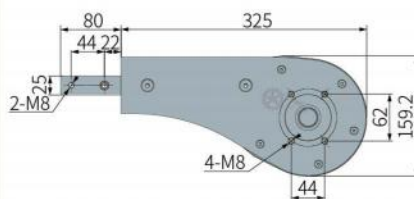




YH103 End drive unit (protective cover)



Drive and idler unit



How to choose ①-① Item ①-Reducer model ②-Characteristic ③
Part. YHXEB325RP-RV050-C1

Item ①	Motor position	Reducer model ②	Effective track L (M)	Weight (Kg)
YHXEB325RP	Right side	RV050	0.8M	7.74
YHXEB325LP	Left side			

① Suitable for the YH103 conveying chain series, as the conveyor drive unit.

② The connection strip can be directly connected to SUS304 conveyor beam, and the installation is convenient.

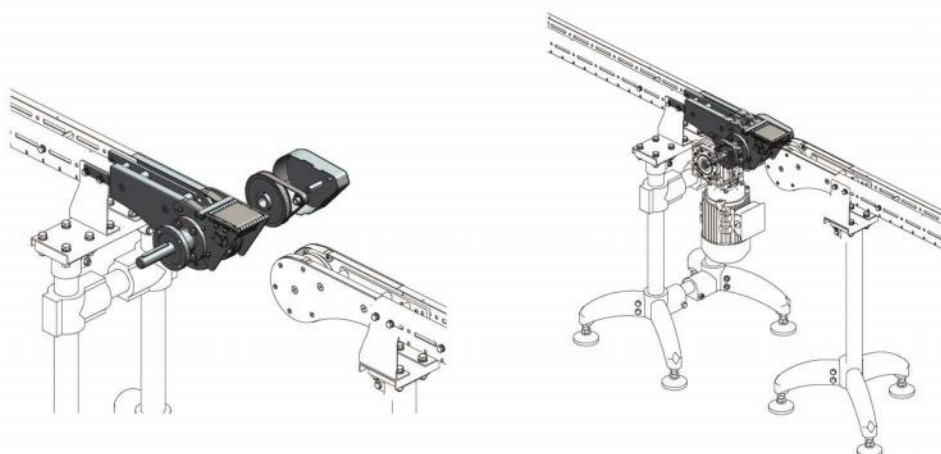
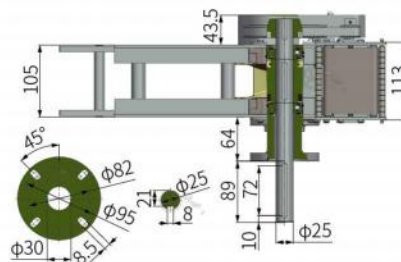
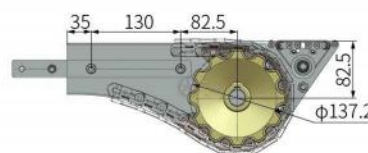
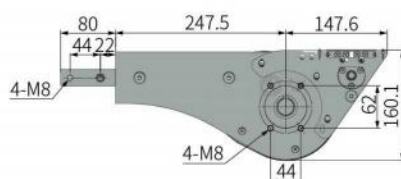
Characteristic ①	Colour	Surface treatment	Material					
			Body	Shaft	Flange	Sprocket	Bearings	Fastener
1	Silver	Brushed	SUS304	SUS304	SUS304	PA66	Bearing steel	SUS304





230323

YH103 End drive unit (protective cover)



How to choose ①-② Item ①-Reducer model ②-Characteristic ③
Part. YHXEB325RP-DG-RV050-C1

Item ①	Motor position	Reducer model ②	Applicable conveyor chain	Effective track L (M)	Weight (Kg)
YHXEB325RP-DG	Right side	RV050	Plain chain YH103	0.8M	9.86
YHXEB325LP-DG	Left side				

- ① It is mainly suitable for the transition of the conveyor head and end for cup, the tray and the bottle.
- ② The effective size of the conveying material contact conveying surface needs to be larger than 80mm, the center of gravity is centered, and the speed is greater than 5 meters/min, otherwise it will stop.
- ③ The connection strip can be directly connected to conveyor beam, and the installation is convenient.

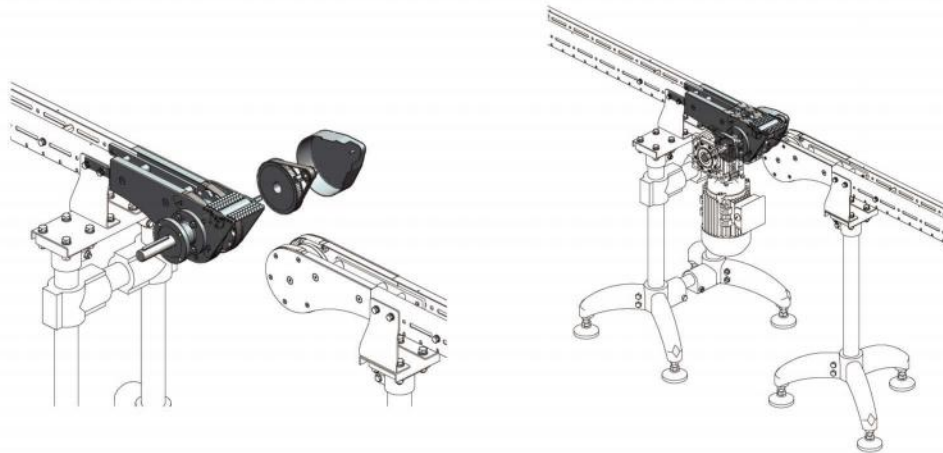
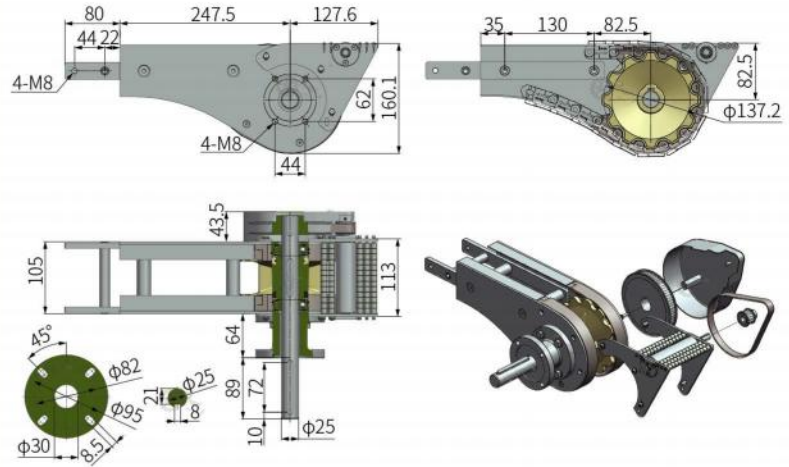
Characteristic ①	Colour	Surface treatment	Material							
			Body	Shaft	Flange	Sprocket	Bearings	Fastener	Belt	Drive pulley
1	Silver	Brushed	SUS304	SUS304	SUS304	PA66	Bearing steel	SUS304	Rubber	A6063



Drive and idler unit



YH103 End drive unit (protective cover)



How to choose ①-②

Item ①-Reducer model ②-Characteristic ③

Part.

YHXEB325RP-EG-RV050-C1

Item ①	Motor position	Reducer model ②	Applicable conveyor chain	Effective track L (M)	Weight (Kg)
YHXEB325RP-EG	Right side	RV050	Plain chain YH103	0.8M	9.52
YHXEB325LP-EG	Left side				

- ① It is mainly suitable for the transition of the conveyor head and end for cartons, boxes and trays.
- ② The effective size of the conveying material contact conveying surface needs to be larger than 80mm, the center of gravity is centered, and the speed is greater than 5 meters/min, otherwise it will stop.
- ③ The connection strip can be directly connected to conveyor beam, and the installation is convenient.

Characteristic ③	Colour	Surface treatment	Material							
			Body	Shaft	Flange	Sprocket	Bearings	Fastener	Roller	Drive pulley
1	Silver	Brushed	SUS304	SUS304	SUS304	PA66	Bearing steel	SUS304	SUS304	A6063




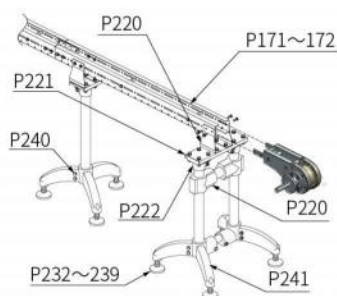
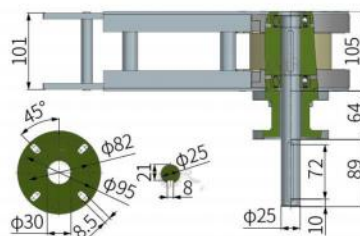
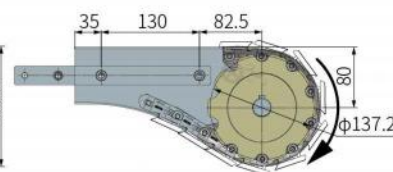
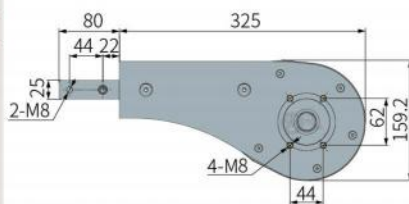
Drive and idler unit





230323

YH103 End drive unit (protective cover)



How to choose ①-③ Item ①-Reducer model ②-Characteristic ③
Part. YHXEB325RP-RV050-C1

Item ①	Motor position	Reducer model ②	Effective track L (M)	Weight (Kg)
YHXEB325RP-WF	Right side	RV050	0.8M	8.26
YHXEB325LP-WF	Left side			

① Suitable for the YHTL103WF conveying chain series, as the conveyor drive unit.

② The connection strip can be directly connected to SUS304 conveyor beam, and the installation is convenient.

Characteristic ③	Colour	Surface treatment	Material					
			Body	Shaft	Flange	Sprocket	Bearings	Fastener
1	Silver	Brushed	SUS304	SUS304	SUS304	Nylon	Bearing steel	SUS304



P061~062



P154~156



P159

Drive and idler unit



P171~172



P173~174



P177



P170



P185



P197



P210



P253~261



P274~281



P286~298



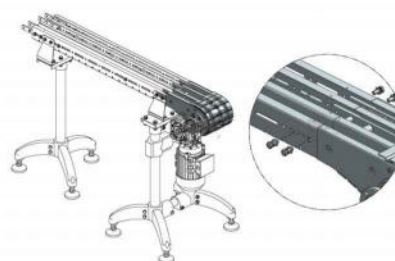
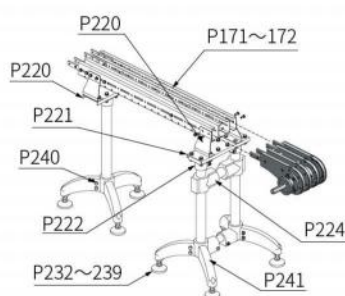
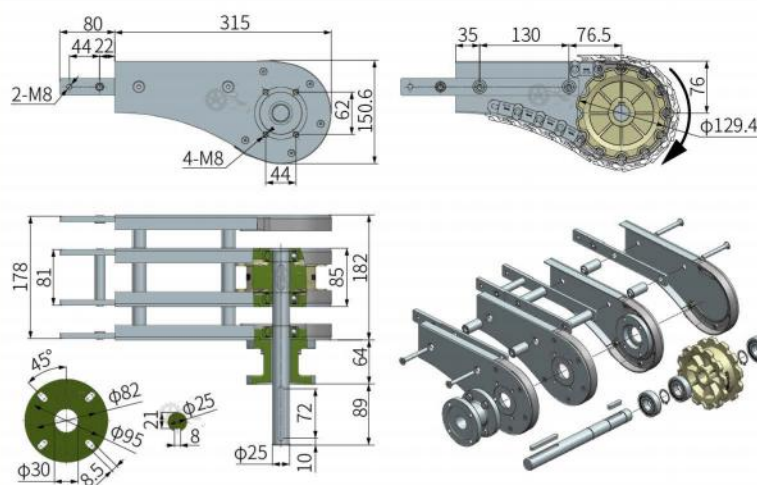
P309~312



YB180 End drive unit (protective cover)



Drive and idler unit



How to choose ①-③ Item ①-Reducer model ②-Characteristic ③
Part. YBXEB315A180RP-RV050-C1

Item ①	Motor position	Reducer model ②	Effective track L (M)	Weight (Kg)
YBXEB315A180RP	Right side	RV050	0.8M	11.47
YBXEB315A180LP	Left side			

① Suitable for the YB180 conveying chain series, as the conveyor drive unit.

② The connection strip can be directly connected to SUS304 conveyor beam, and the installation is convenient.

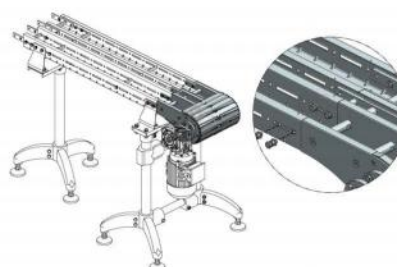
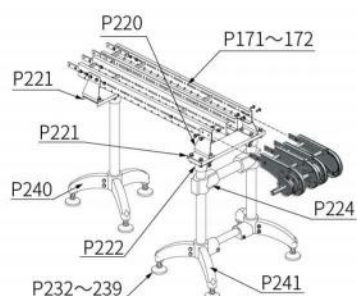
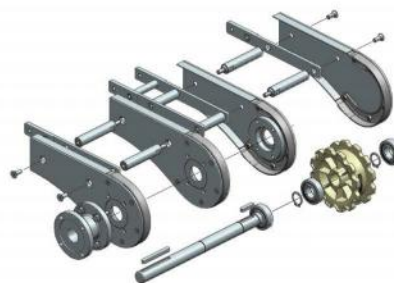
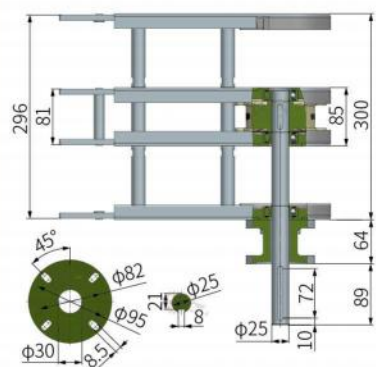
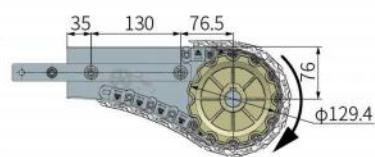
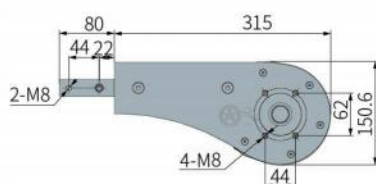
Characteristic ①	Colour	Surface treatment	Material				
			Body	Shaft	Flange	Sprocket	Bearings
1	Silver	Brushed	SUS304	SUS304	SUS304	PA66	Bearing steel
							Fastener
							SUS304





230323

YB300 End drive unit (protective cover)



How to choose ①-② Item ①-Reducer model ②-Characteristic ③
Part. YBXEB315A300RP-RV050-C1

Item ①	Motor position	Reducer model ②	Effective track L (M)	Weight (Kg)
YBXEB315A300RP	Right side	RV050	0.8M	13.58
YBXEB315A300LP	Left side			

① Suitable for the YB300 conveying chain series, as the conveyor drive unit.

② The connection strip can be directly connected to SUS304 conveyor beam, and the installation is convenient.

Characteristic ③	Colour	Surface treatment	Material					
			Body	Shaft	Flange	Sprocket	Bearings	Fastener
1	Silver	Brushed	SUS304	SUS304	SUS304	PA66	Bearing steel	SUS304



P074~075



P158



P159

Drive and idler unit



P171~172



P173~174



P170



P199



P212



P253~261



P274~281



P286~298



P309~312



YS44 Centre drive unit



P015~018



P132



P161~164

Drive and idler unit



P165~166



P170



P179



P186



P200



P247~261



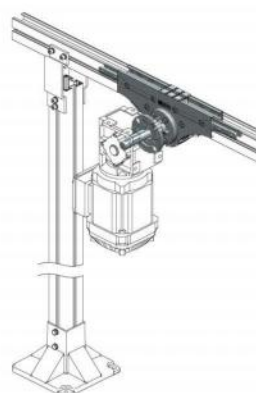
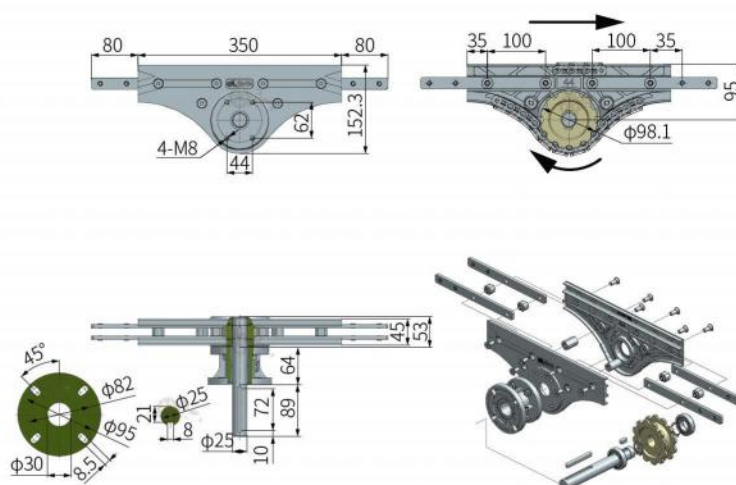
P263~278



P282~286



P299~312



How to choose ①-①	Item ①-Reducer model ②-Characteristic ①
Part.	YSEBMP-RV050-C1

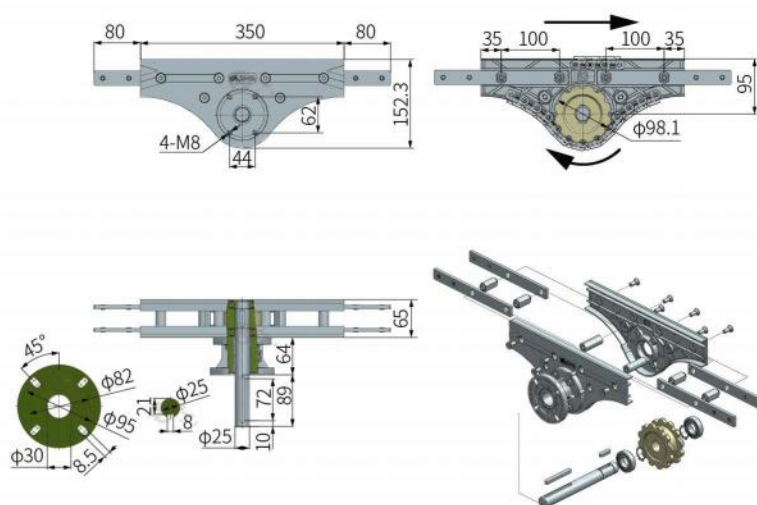

Item ①	Motor position	Reducer model ②	Effective track L (M)	Weight (Kg)
YSEBMP	Right side/Left side	RV050	0.5M	4.20

- ① Suitable for the YS44 conveying chain series, as the conveyor drive unit.
- ② The connection strip can be directly connected to conveyor beam, and the installation is convenient.
- ③ The head position is limited, the motor position needs to be put in other position.

Characteristic ①	Colour	Surface treatment	Material					
			Body	Shaft	Flange	Sprocket	Bearings	Fastener
1	Silver	Spray plastic	ADC12	GMS	A6063	Nylon	Bearing steel	SUS202

- ③ Use as close to the exit as possible.



YL51/63 Centre drive unit

How to choose ①-③ Item ①-Reducer model ②-Characteristic ③
Part. YLEBMP-RV050-C1

Item ①	Motor position	Reducer model ②	Effective track L (M)	Weight (Kg)
YLEBMP	Right side/Left side	RV050	0.5M	4.50

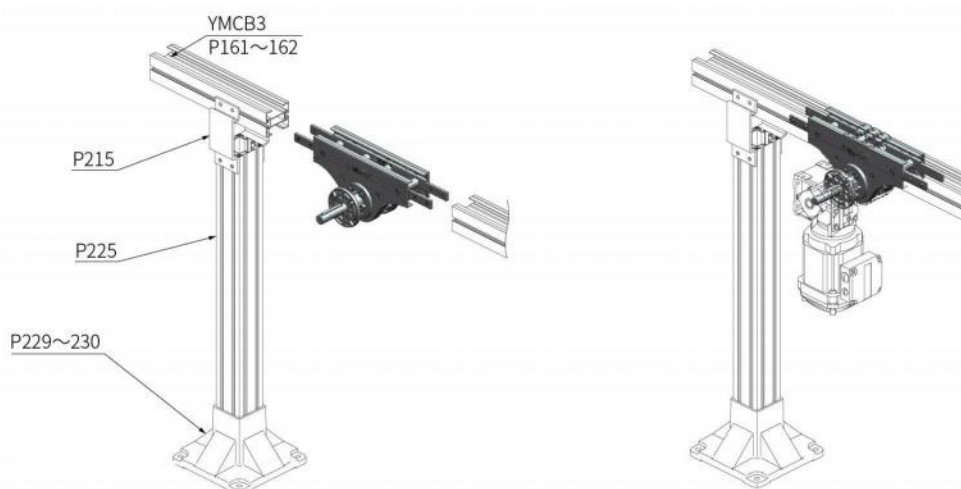
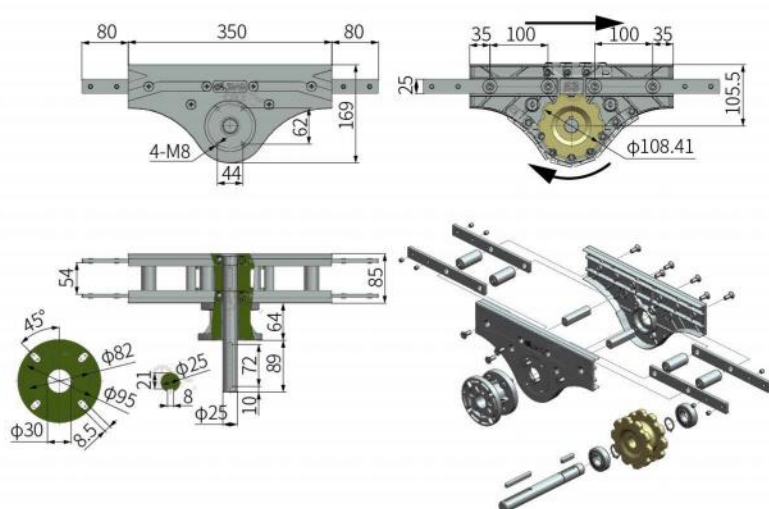
- ① Suitable for the YL51 and YL63 conveying chain series, as the conveyor drive unit.
- ② The connection strip can be directly connected to conveyor beam, and the installation is convenient.
- ③ The head position is limited, the motor position needs to be put in other position.

Characteristic ③	Colour	Surface treatment	Material					
			Body	Shaft	Flange	Sprocket	Bearings	Fastener
1	Silver	Spray plastic	ADC12	GMS	A6063	Nylon	Bearing steel	SUS202

- ③ Use as close to the exit as possible.



YM83 Centre drive unit



How to choose ①-③	Item ①-Reducer model ②-Characteristic ③
Part.	YMEBMP-RV050-C1

Item ①	Motor position	Reducer model ②	Effective track L (M)	Weight (Kg)
YMEBMP	Right side/Left side	RV050	0.8M	4.80

- ① Suitable for YM83 series, as the conveyor drive unit. not suitable for Seamless chain!
- ② The connection strip can be directly connected to conveyor beam, and the installation is convenient.
- ③ The head position is limited, the motor position needs to be put in other position.

Characteristic ①	Colour	Surface treatment	Material					
			Body	Shaft	Flange	Sprocket	Bearings	Fastener
1	Silver	Spray plastic	ADC12	GMS	A6063	Nylon	Bearing steel	SUS202

- ① Use as close to the exit as possible.

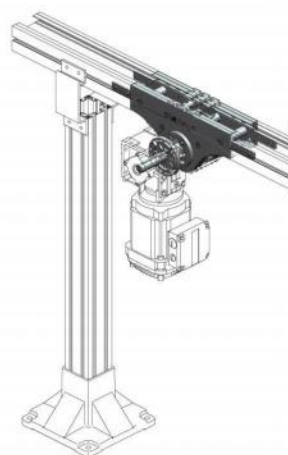
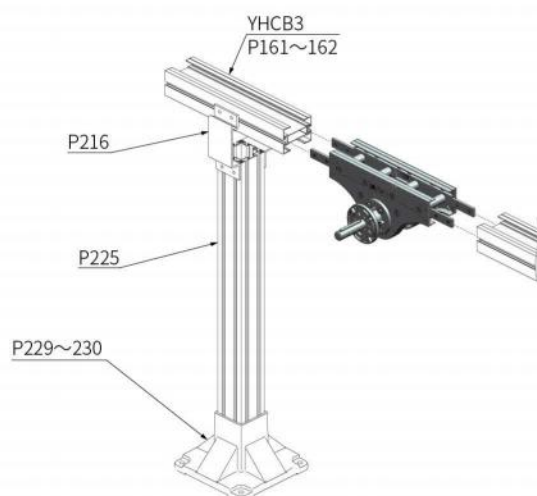
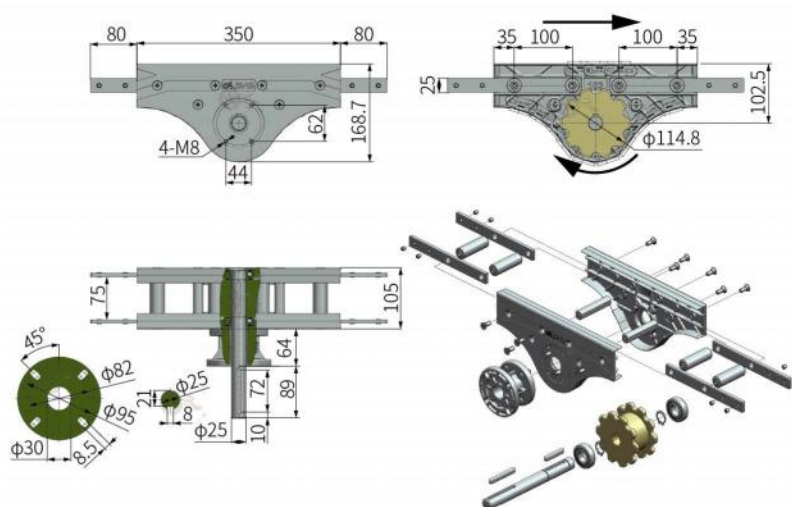



Drive and idler unit



230323

YH103 Centre drive unit



How to choose ①-②	Item ①-Reducer model ②-Characteristic ③
Part.	YHEBMP-RV050-C1

Item ①	Motor position	Reducer model ②	Effective track L (M)	Weight (Kg)
YHEBMP	Right side/Left side	RV050	0.8M	4.80

- ① Suitable for YH103 series, as the conveyor drive unit. not suitable for Seamless chain!
- ② The connection strip can be directly connected to conveyor beam, and the installation is convenient.
- ③ The head position is limited, the motor position needs to be put in other position.

Characteristic ①	Colour	Surface treatment	Material					
			Body	Shaft	Flange	Sprocket	Bearings	Fastener
1	Silver	Spray plastic	ADC12	GMS	A6063	Nylon	Bearing steel	SUS202

- ① Use as close to the exit as possible.



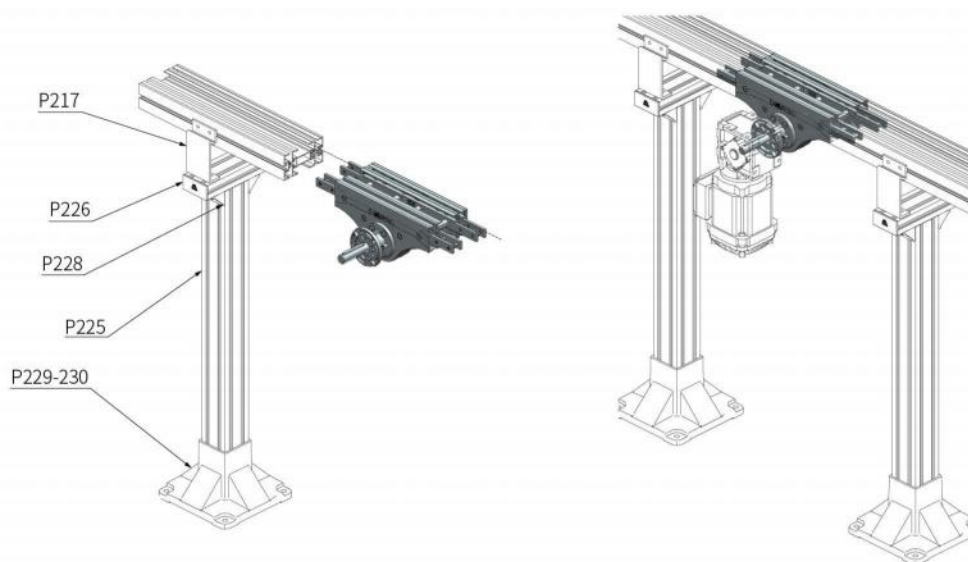
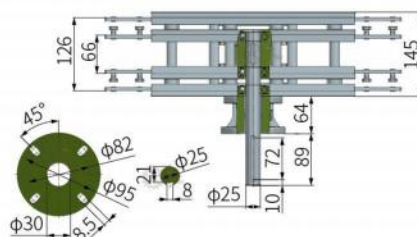
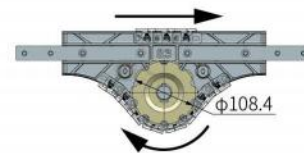
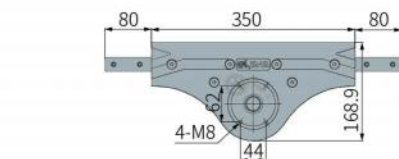
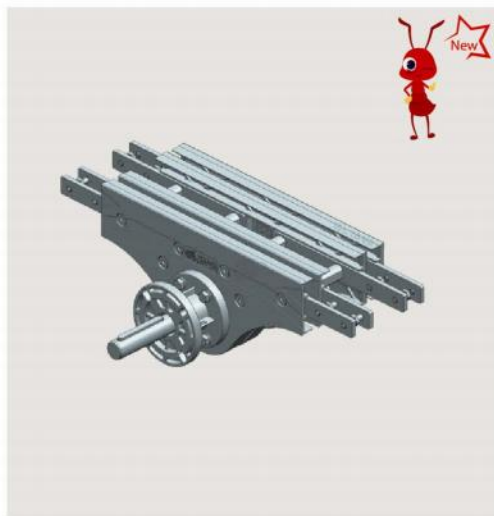
Drive and idler unit



YB145 Centre drive unit



Drive and idler unit



How to choose ①-①	Item ①-Reducer model ②-Characteristic ③
Part.	YBEB145MP-RV050-C1

Item ①	Motor position	Reducer model ②	Effective track L (M)	Weight (Kg)
YBEB145MP	Right side/Left side	RV050	0.8M	7.70

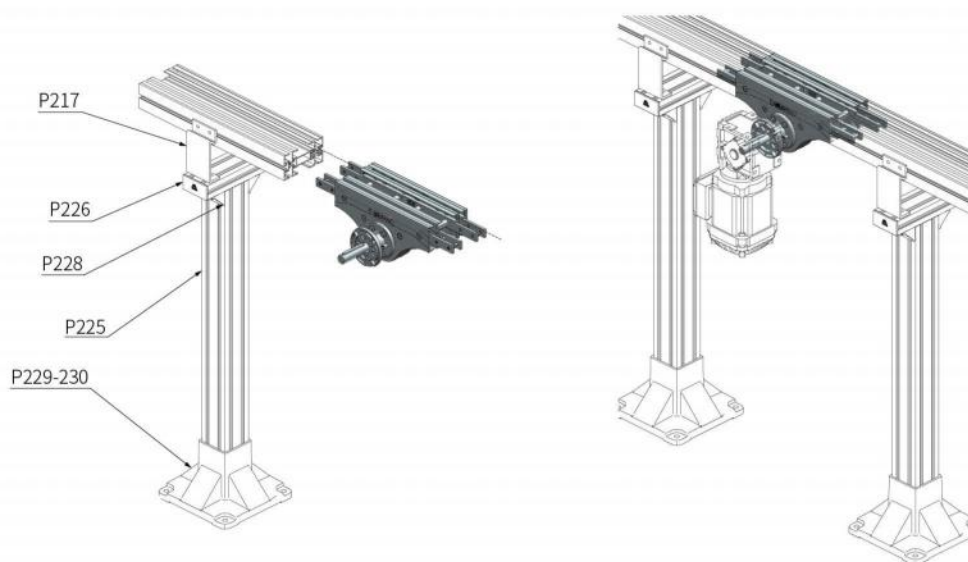
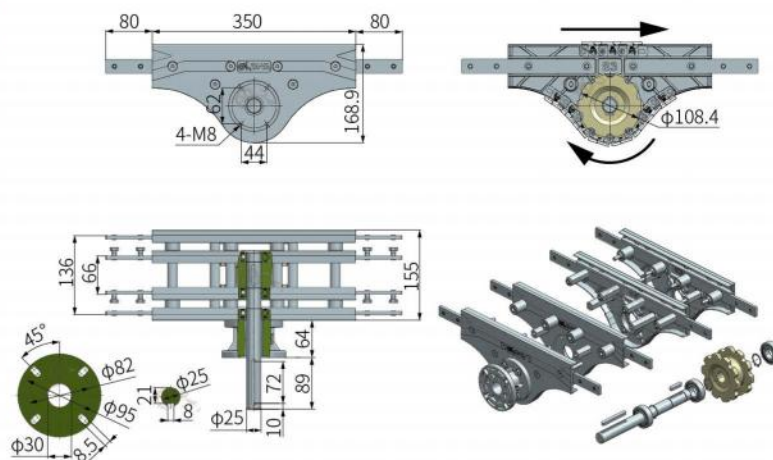
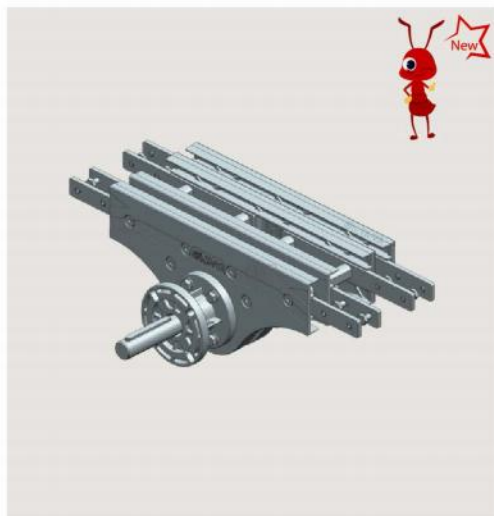
- ① Suitable for YB140 series, as the conveyor drive unit. not suitable for Seamless chain!
- ② The connection strip can be directly connected to conveyor beam, and the installation is convenient.
- ③ The head position is limited, the motor position needs to be put in other position.

Characteristic ①	Colour	Surface treatment	Material					
			Body	Shaft	Flange	Sprocket	Bearings	Fastener
1	Silver	Spray plastic	ADC12	GMS	A6063	Nylon	Bearing steel	SUS202

- ④ Use as close to the exit as possible.



YB155 Centre drive unit



How to choose ①-③	Item ①-Reducer model ②-Characteristic ③
Part.	YBEB155MP-RV050-C1

Item ①	Motor position	Reducer model ②	Effective track L (M)	Weight (Kg)
YBEB155MP	Right side/Left side	RV050	0.8M	7.80

- ① Suitable for YB150 series, as the conveyor drive unit. not suitable for Seamless chain!
- ② The connection strip can be directly connected to conveyor beam, and the installation is convenient.
- ③ The head position is limited, the motor position needs to be put in other position.

Characteristic ①	Colour	Surface treatment	Material					
			Body	Shaft	Flange	Sprocket	Bearings	Fastener
1	Silver	Spray plastic	ADC12	GMS	A6063	Nylon	Bearing steel	SUS202

- ① Use as close to the exit as possible.



P067~069



P143



P161~162

Drive and idler unit



P165~166



P170



P191



P205



P247~261



P263~278



P282~286



P299~312



YB180 Centre drive unit



P070~073



P144



P161~162

Drive and idler unit



P165~166



P170



P192



P206



P247~261



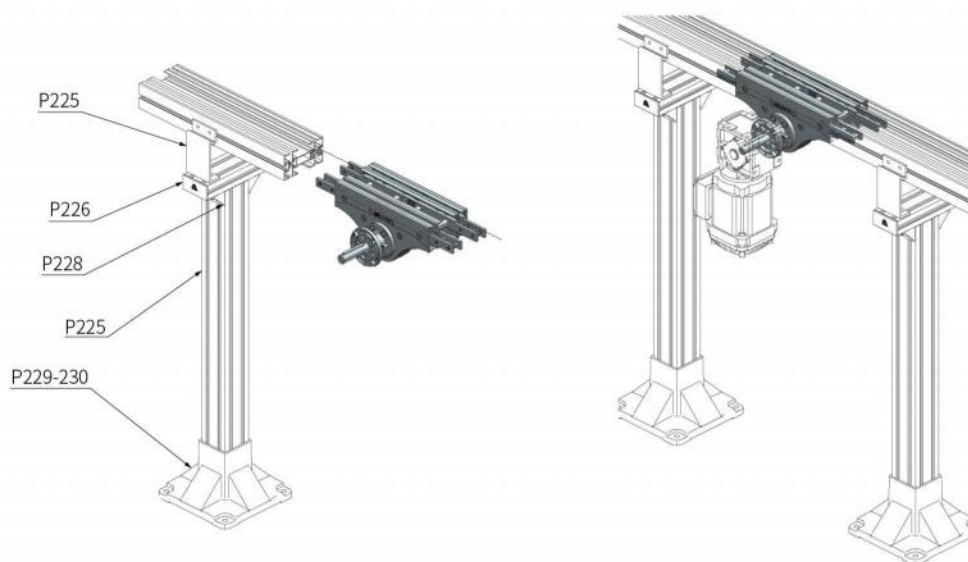
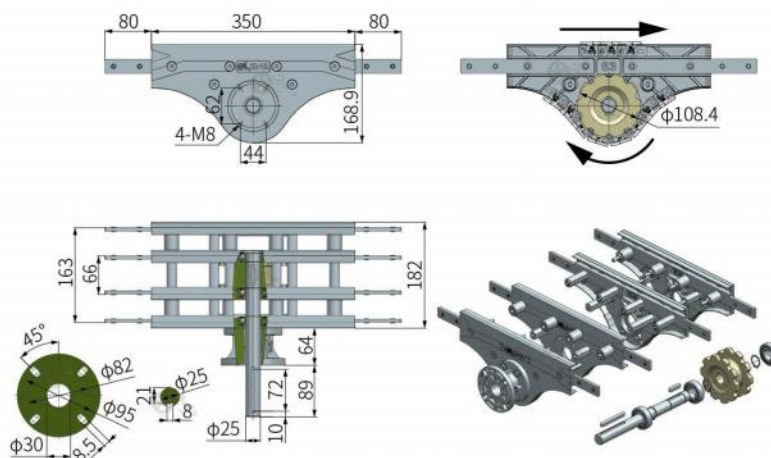

P263~278



P282~286



P299~312



How to choose ①-①	Item ①-Reducer model ②-Characteristic ③
Part.	YBEB180MP-RV050-C1

Item ①	Motor position	Reducer model ②	Effective track L (M)	Weight (Kg)
YBEB180MP	Right side/Left side	RV050	0.8M	8.10

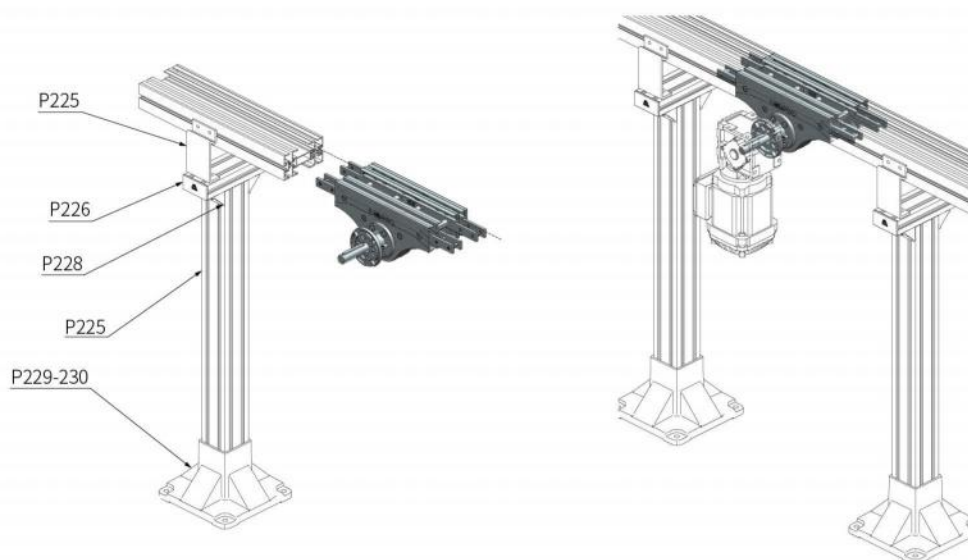
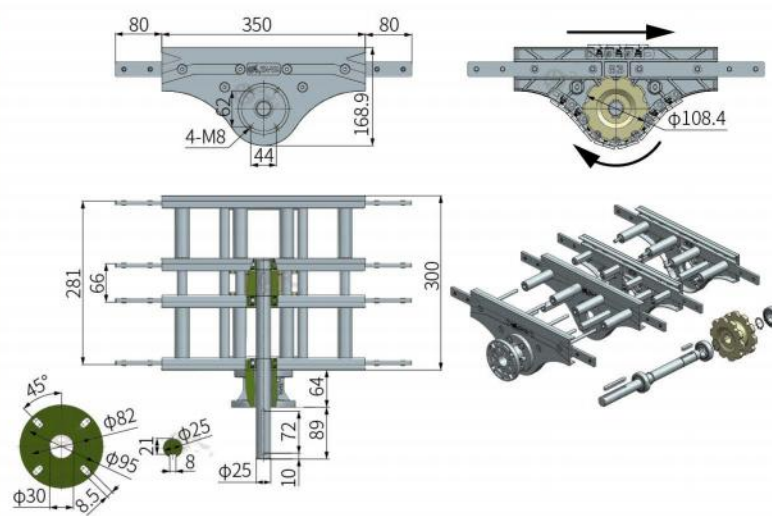
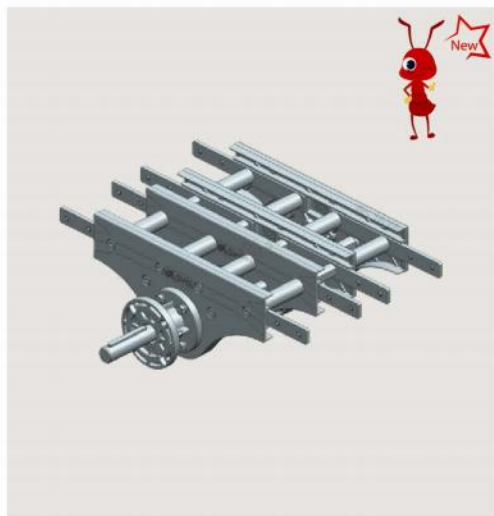
- ① Suitable for YB175 series, as the conveyor drive unit. not suitable for Seamless chain!
- ② The connection strip can be directly connected to conveyor beam, and the installation is convenient.
- ③ The head position is limited, the motor position needs to be put in other position.

Characteristic ①	Colour	Surface treatment	Material					
			Body	Shaft	Flange	Sprocket	Bearings	Fastener
1	Silver	Spray plastic	ADC12	GMS	A6063	Nylon	Bearing steel	SUS202

- ④ Use as close to the exit as possible.



YB300 Centre drive unit



How to choose ①-②	Item ①-Reducer model ②-Characteristic ③
Part.	YBEB300MP-RV050-C1

Item ①	Motor position	Reducer model ②	Effective track L (M)	Weight (Kg)
YBEB300MP	Right side/Left side	RV050	0.8M	8.50

- ① Suitable for YB295 series, as the conveyor drive unit. not suitable for Seamless chain!
- ② The connection strip can be directly connected to conveyor beam, and the installation is convenient.
- ③ The head position is limited, the motor position needs to be put in other position.

Characteristic ①	Colour	Surface treatment	Material					
			Body	Shaft	Flange	Sprocket	Bearings	Fastener
1	Silver	Spray plastic	ADC12	GMS	A6063	Nylon	Bearing steel	SUS202

- ① Use as close to the exit as possible.



P074~075



P145



P161~162

Drive and idler unit



P165~166



P170



P193



P207



P247~261



P263~278



P282~286



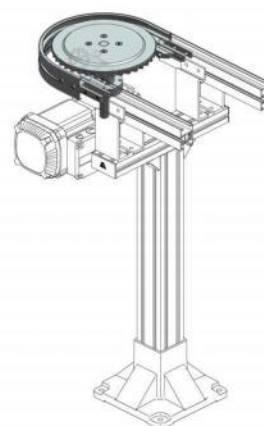
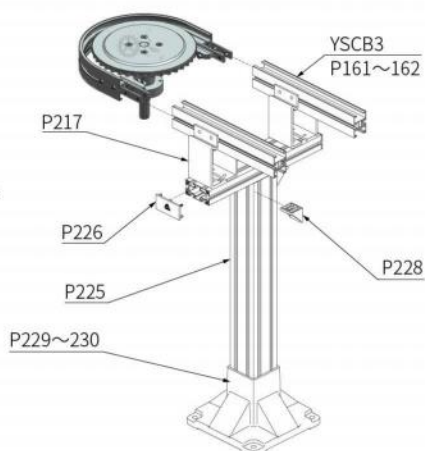
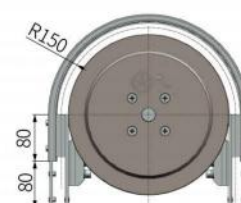
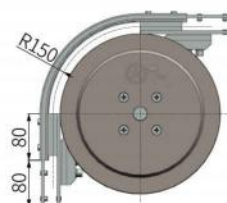
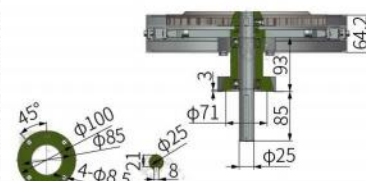
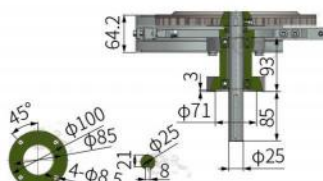
P299~312



YS44 Horizontal bend drive unit



Drive and idler unit



How to choose ①-③ Item ①-Reducer model ②-Characteristic ③
Part. YSEW90R150-RV050-C1


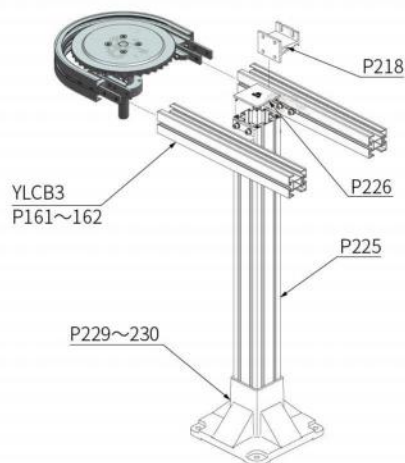
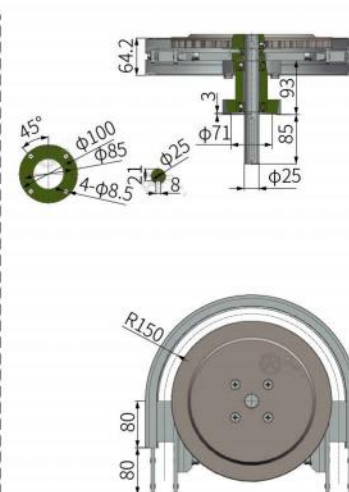
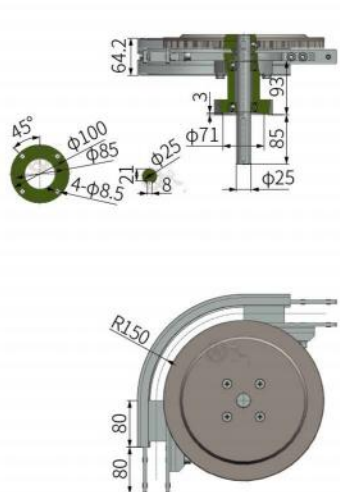
Item ①	Turning angle	Turning radius	Reducer model ②	Effective track L (M)	Weight (Kg)
YSEW90R150	90°	150	RV050	0.40M	6.50
YSEW180R150	180°			0.65M	6.80

- ① Suitable for the YS44 conveying chain series, as the conveyor drive unit.
- ② The connection strip can be directly connected to conveyor beam, and the installation is convenient.
- ③ Conveyor chain only runs in the upper level.

Characteristic ③	Colour		Surface treatment	Material					
	Body	Sprocket		Body	Shaft	Flange	Sprocket	Bearings	Fastener
1	Silver	Black	Frosting oxidation	A6063	GMS	A6063	UHMW-PE	Bearing steel	SUS202



230323

YL51/63 Horizontal bend drive unit


How to choose ①-③	Item ^① -Reducer model ^② -Characteristic ^③
Part.	YLEW90R150-RV050-C1

Item ^①	Turning angle	Turning radius	Reducer model ^②	Effective track L (M)	Weight (Kg)
YLEW90R150	90°	150	RV050	0.40M	7.00
YLEW180R150	180°			0.65M	7.30

- ① Suitable for the YL51 and YL63 conveying chain series, as the conveyor drive unit.
- ② The connection strip can be directly connected to conveyor beam, and the installation is convenient.
- ③ Conveyor chain only runs in the upper level.

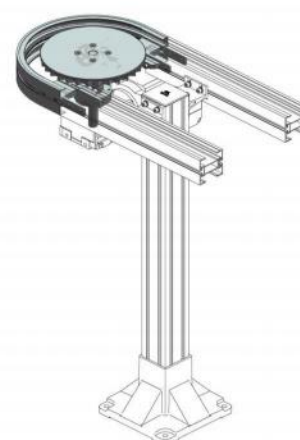
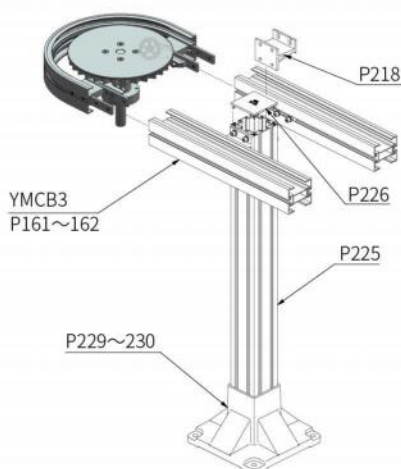
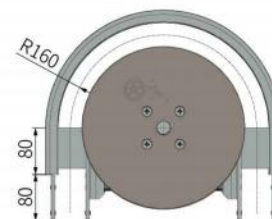
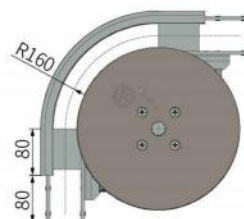
Characteristic ^①	Colour		Surface treatment	Material					
	Body	Sprocket		Body	Shaft	Flange	Sprocket	Bearings	Fastener
1	Silver	Black	Frosting oxidation	A6063	GMS	A6063	UHMW-PE	Bearing steel	SUS202



YM83 Horizontal bend drive unit



Drive and idler unit



How to choose ①-①	Item ①-Reducer model ②-Characteristic ③
Part.	YMEW90R160-RV050-C1

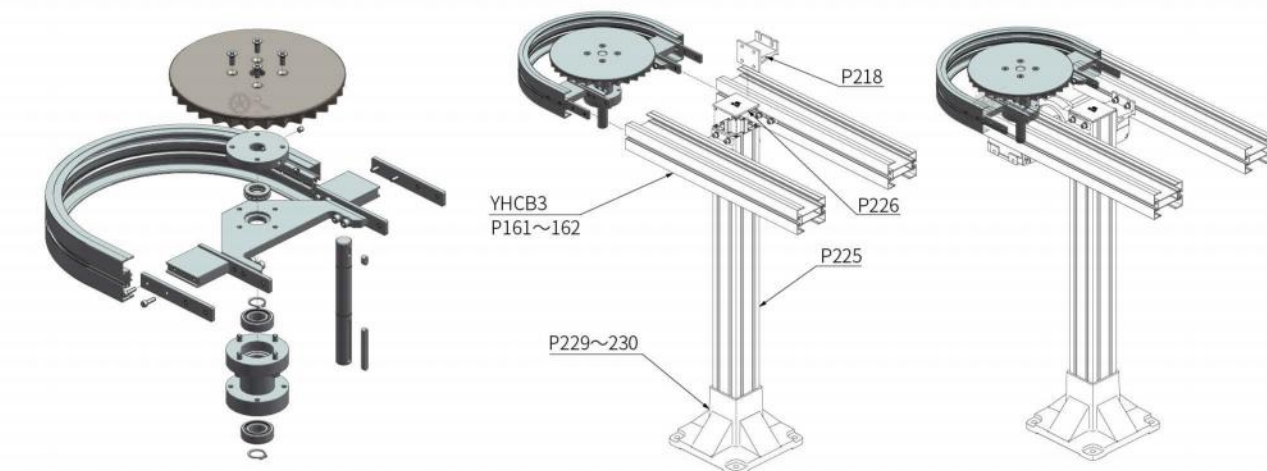
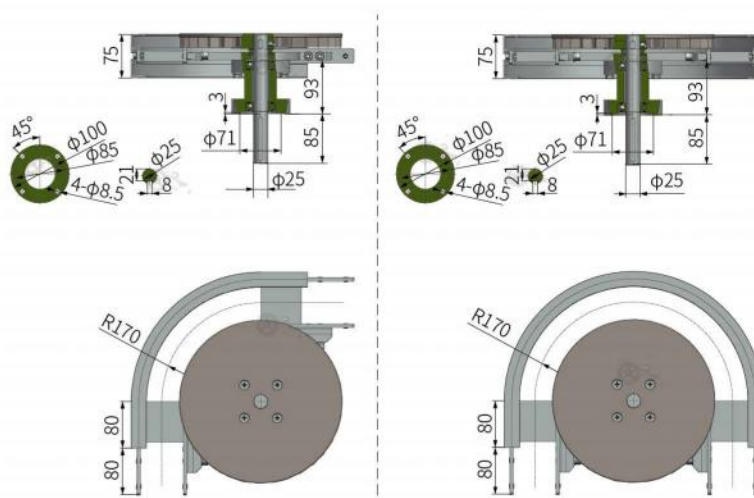
Item ①	Turning angle	Turning radius	Reducer model ②	Effective track L (M)	Weight (Kg)
YMEW90R160	90°	160	RV050	0.40M	8.50
YMEW180R160	180°			0.65M	8.80

- ① Suitable for the YM83 conveying chain series, as the conveyor drive unit.
- ② The connection strip can be directly connected to conveyor beam, and the installation is convenient.
- ③ Conveyor chain only runs in the upper level.

Characteristic ①	Colour		Surface treatment	Material					
	Body	Sprocket		Body	Shaft	Flange	Sprocket	Bearings	Fastener
1	Silver	Black	Frosting oxidation	A6063	GMS	A6063	UHMW-PE	Bearing steel	SUS202



230323

YH103 Horizontal bend drive unit


How to choose ^① - ^② Item ^① - Reducer model ^② - Characteristic ^③

Part.

YHEW90R170-RV050-C1

Item ^①	Turning angle	Turning radius	Reducer model ^②	Effective track L (M)	Weight (Kg)
YHEW90R170	90°	170	RV050	0.43M	9.30
YHEW180R170	180°			0.69M	9.60

- ① Suitable for the YH103 conveying chain series, as the conveyor drive unit.
- ② The connection strip can be directly connected to conveyor beam, and the installation is convenient.
- ③ Conveyor chain only runs in the upper level.

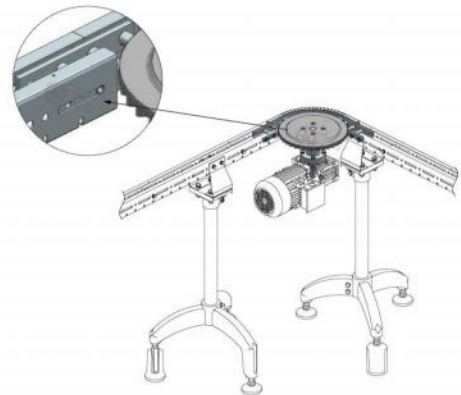
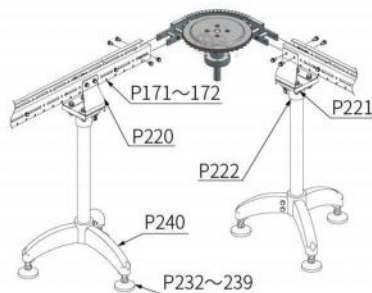

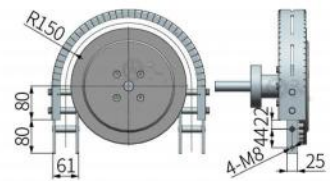
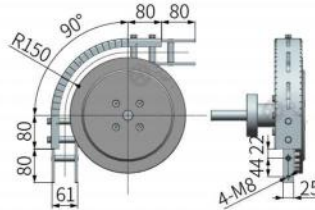
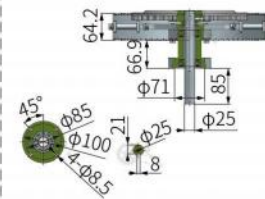
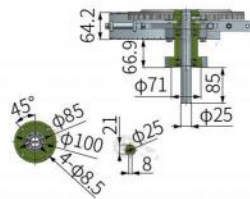
Characteristic ^③	Colour		Surface treatment	Material					
	Body	Sprocket		Body	Shaft	Flange	Sprocket	Bearings	Fastener
1	Silver	Black	Frosting oxidation	A6063	GMS	A6063	UHMW-PE	Bearing steel	SUS202



YL51/63 SUS304 horizontal bend drive unit



Drive and idler unit



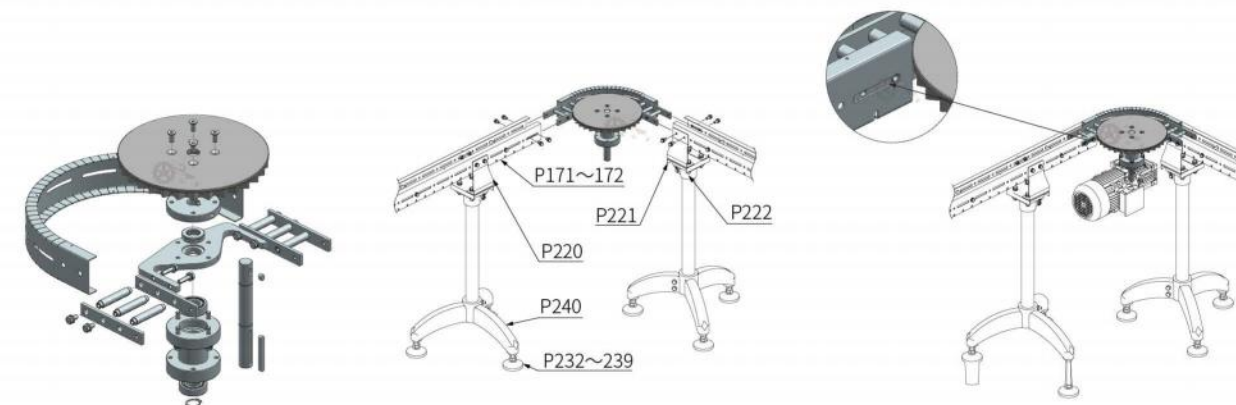
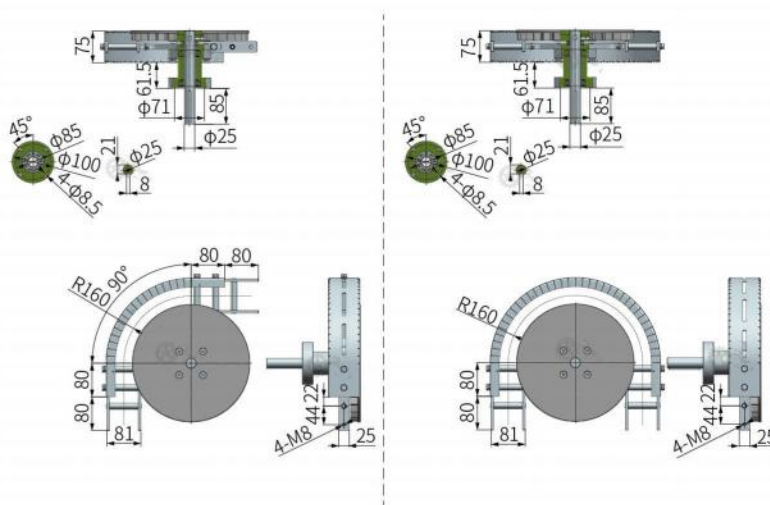
How to choose ①-①	Item ①-Reducer model ②-Characteristic ①
Part.	YLXEW90R150-RV050-C1

Item ①	Turning angle	Turning radius	Reducer model ②	Effective track L (M)	Weight (Kg)
YLXEW90R150	90°	150	RV050	0.40M	9.31
YLXEW180R150	180°			0.65M	9.67

- ① Suitable for the YL51 and YL63 conveying chain series, as the conveyor drive unit.
- ② The connection strip can be directly connected to SUS304 conveyor beam, and the installation is convenient.
- ③ Conveyor chain only runs in the upper level.

Characteristic ①	Colour		Surface treatment	Material					
	Body	Sprocket		Body	Shaft	Flange	Sprocket	Bearings	Fastener
1	Silver	Black	Brushed	SUS304	SUS304	SUS304	UHMW-PE	Bearing steel	SUS304



YM83 SUS304 horizontal bend drive unit


How to choose ①-②	Item ①-Reducer model ②-Characteristic ①
Part.	YMXEW90R160-RV050-C1

Item ①	Turning angle	Turning radius	Reducer model ②	Effective track L (M)	Weight (Kg)
YMXEW90R160	90°	160	RV050	0.40M	9.73
YMXEW180R160	180°			0.65M	10.21

- Suitable for the YM83 conveying chain series, as the conveyor drive unit.
- The connection strip can be directly connected to SUS304 conveyor beam, and the installation is convenient.
- Conveyor chain only runs in the upper level.

Characteristic ①	Colour		Surface treatment	Material					
	Body	Sprocket		Body	Shaft	Flange	Sprocket	Bearings	Fastener
1	Silver	Black	Brushed	SUS304	SUS304	SUS304	UHMW-PE	Bearing steel	SUS304



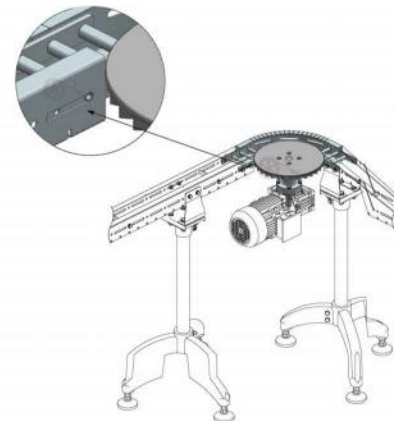
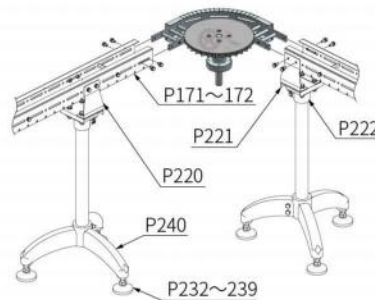
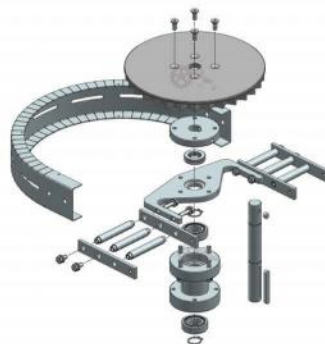
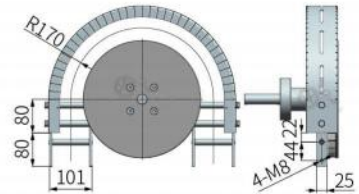
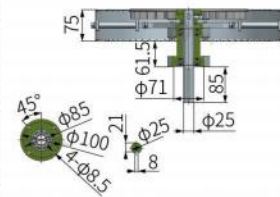
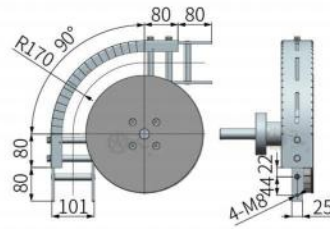
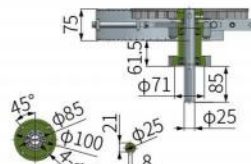
Drive and idler unit



YH103 SUS304 horizontal bend drive unit



Drive and idler unit



How to choose ①-②
Part.

Item ①-Reducer model ②-Characteristic ③
YHXEW90R170-RV050-C1

Item ①	Turning angle	Turning radius	Reducer model ②	Effective track L (M)	Weight (Kg)
YHXEW90R170	90°	170	RV050	0.40M	10.03
YHXEW180R170	180°			0.65M	10.60

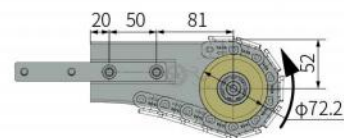
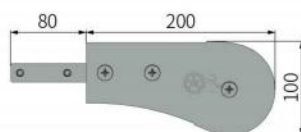
- ① Suitable for the YH103 conveying chain series, as the conveyor drive unit.
- ② The connection strip can be directly connected to SUS304 conveyor beam, and the installation is convenient.
- ③ Conveyor chain only runs in the upper level.

Characteristic ①	Colour		Surface treatment	Material					
	Body	Sprocket		Body	Shaft	Flange	Sprocket	Bearings	Fastener
1	Silver	Black	Brushed	SUS304	SUS304	SUS304	UHMW-PE	Bearing steel	SUS304



230323

YS44 Idler end unit



P015~018



P161~164



P170

Drive and idler unit



P186



P200



P247~261



P263~278



P282~286



How to choose ①-②	Item ①-Characteristic ②
Part.	YSEJ200-C1

Item ①	Effective track L (M)	Weight (Kg)
YSEJ200	0.5M	0.86

- ① Suitable for the YLS1 and YL63 conveying chain series, as the tail driven end unit..
- ② The connection strip can be directly connected to conveyor beam, and the installation is convenient.

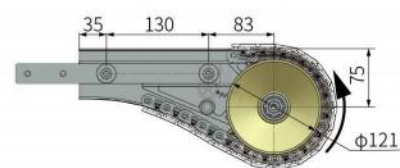
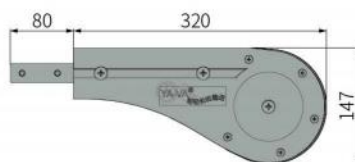
Characteristic ②	Colour	Surface treatment	Material				
			Body	Shaft	Sprocket	Bearings	Fastener
1	Silver	Frosting oxidation	ADC12	SUS202	Nylon	Bearing steel	SUS202



YL51/63 Idler end unit



Drive and idler unit



How to choose ^①-^② Item ^①-Characteristic ^②
Part. YLEJ320-C1

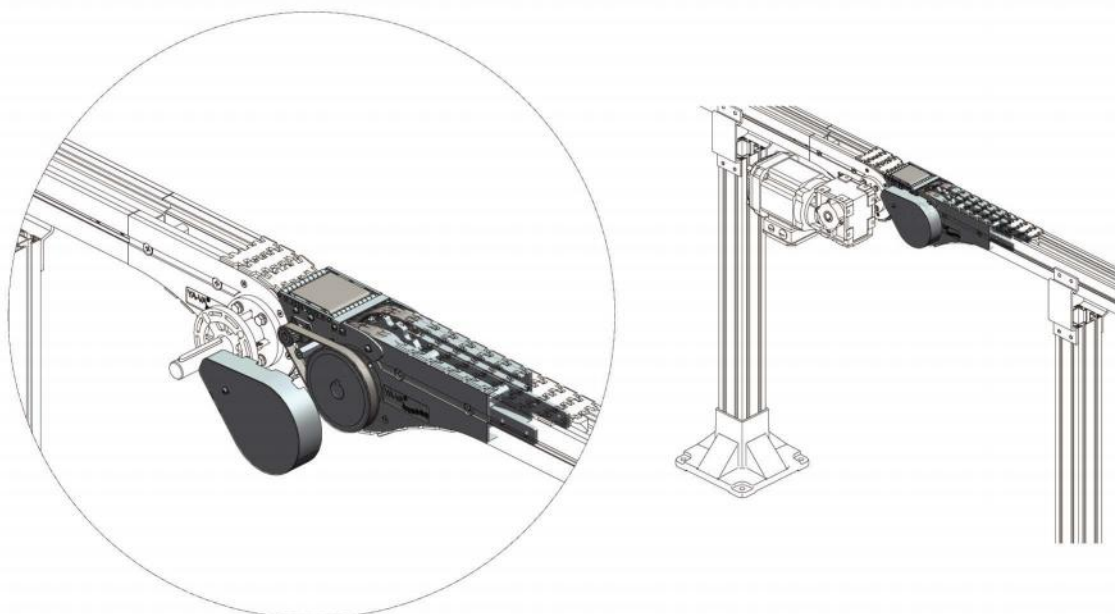
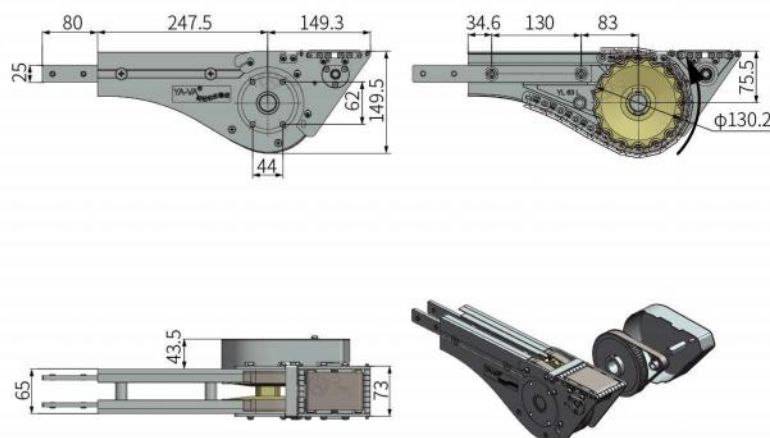
Item ^①	Effective track L (M)	Weight (Kg)
YLEJ320	0.8M	2.13

- ① Suitable for the YL51 and YL63 conveying chain series, as the tail driven end device..
- ② The connection strip can be directly connected to conveyor beam, and the installation is convenient.

Characteristic ^②	Colour	Surface treatment	Material				
			Body	Shaft	Sprocket	Bearings	Fastener
1	Silver	Spray plastic	ADC12	SUS202	PA66	Bearing steel	SUS202



230323

YL63 Idler end unit


How to choose ①-②	Item ①-Characteristic ②
Part.	YLEJ320-DGR-C1

Item ①	Motor position	Applicable conveyor chain	Effective track L (M)	Weight (Kg)
YLEJ320-DGR	Right side	Plain chain YL63	0.8M	5.50
YLEJ320-DGL	Left side			

- ① It is mainly suitable for the transition of the conveyor head and end for cup, the tray and the bottle.
- ② The effective size of the conveying material contact conveying surface needs to be larger than 80mm, the center of gravity is centered, and the speed is greater than 5 meters/min, otherwise it will stop.
- ③ The connection strip can be directly connected to conveyor beam, and the installation is convenient.

Characteristic ②	Colour	Surface treatment	Material						
			Body	Shaft	Sprocket	Bearings	Fastener	Belt	Drive pulley
1	Silver	Spray plastic	ADC12	SUS202	PA66	Bearing steel	SUS202	Rubber	A6063



YL63 Idler end unit



P019~032



P159~160



P161~162

Drive and idler unit



P167



P170



P187



P201



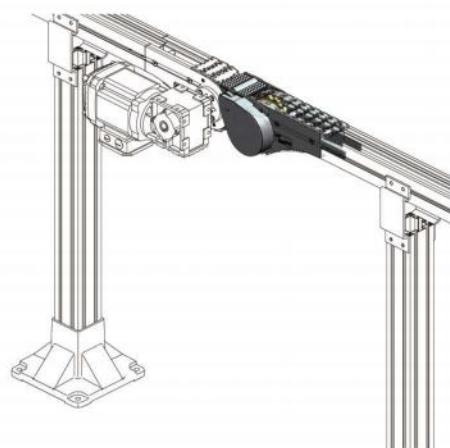

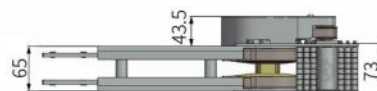
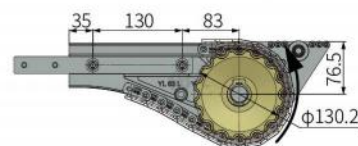
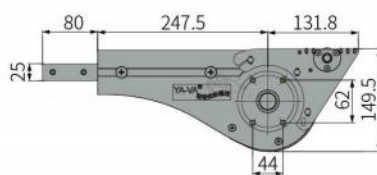
P247~261



P263~278



P282~286



How to choose ^{①-②}	Item ^① -Characteristic ^②
Part.	YLEJ320-EGR-C1

Item ^①	Motor position	Applicable conveyor chain	Effective track L (M)	Weight (Kg)
YLEJ320-EGR	Right side	Plain chain YL63	0.8M	5.10
YLEJ320-EGL	Left side			


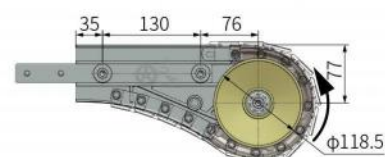
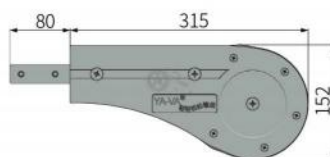
- ① It is mainly suitable for the transition of the conveyor head and end for cartons, boxes and trays.
- ② The effective size of the conveying material contact conveying surface needs to be larger than 80mm, the center of gravity is centered, and the speed is greater than 5 meters/min, otherwise it will stop.
- ③ The connection strip can be directly connected to conveyor beam, and the installation is convenient.

Characteristic ^②	Colour	Surface treatment	Material						
			Body	Shaft	Sprocket	Bearings	Fastener	Roller	Drive pulley
1	Silver	Spray plastic	ADC12	SUS202	PA66	Bearing steel	SUS202	SUS304	A6063



230323

YM83 Idler end unit



P033~049



P159~160



P161~164

Drive and idler unit



P168



P170



P188



P202



P247~261



P263~278



P282~286



How to choose ①-②	Item ①-Characteristic ②
Part.	YMEJ315-C1

Item ①	Effective track L (M)	Weight (Kg)
YMEJ315	0.8M	2.50

① Suitable for the YM83 conveying chain series, as the tail driven end device..

② The connection strip can be directly connected to conveyor beam, and the installation is convenient.

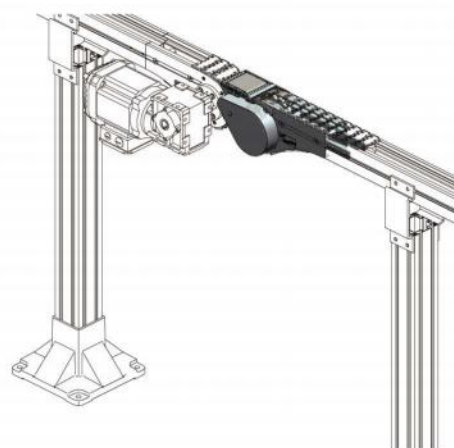
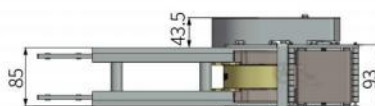
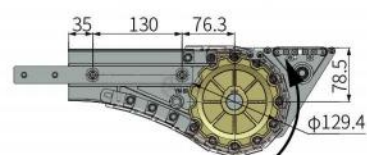
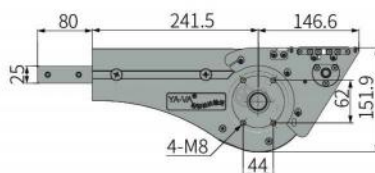
Characteristic ②	Colour	Surface treatment	Material				
			Body	Shaft	Sprocket	Bearings	Fastener
1	Silver	Spray plastic	ADC12	SUS202	PA66	Bearing steel	SUS202



YM83 Idler end unit



Drive and idler unit



How to choose ^{①-②}	Item ^① -Characteristic ^②
Part.	YMEJ315-DGR-C1

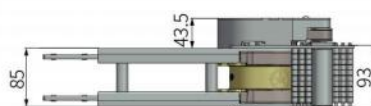
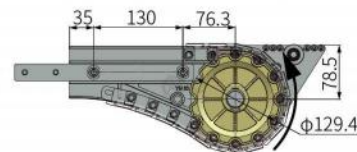
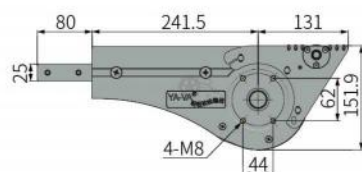
Item ^①	Motor position	Applicable conveyor chain	Effective track L (M)	Weight (Kg)
YMEJ315-DGR	Right side	Plain chain YM83	0.8M	6.40
YMEJ315-DGL	Left side			

- ① It is mainly suitable for the transition of the conveyor head and end for cup, the tray and the bottle.
- ② The effective size of the conveying material contact conveying surface needs to be larger than 80mm, the center of gravity is centered, and the speed is greater than 5 meters/min, otherwise it will stop.
- ③ The connection strip can be directly connected to conveyor beam, and the installation is convenient.

Characteristic ^②	Colour	Surface treatment	Material						
			Body	Shaft	Sprocket	Bearings	Fastener	Belt	Drive pulley
1	Silver	Spray plastic	ADC12	SUS202	PA66	Bearing steel	SUS202	Rubber	A6063



230323

YM83 Idler end unit


P033~049



P159~160



P161~164

Drive and idler unit



P168



P170



P188



P202



P247~261



P263~278



P282~286



How to choose ①-②	Item ①-Characteristic ②
Part.	YMEJ315-EGR-C1

Item ①	Motor position	Applicable conveyor chain	Effective track L (M)	Weight (Kg)
YMEJ315-EGR	Right side	Plain chain YM83	0.8M	6.00
YMEJ315-EGL	Left side			

- It is mainly suitable for the transition of the conveyor head and end for cartons, boxes and trays.
- The effective size of the conveying material contact conveying surface needs to be larger than 80mm, the center of gravity is centered, and the speed is greater than 5 meters/min, otherwise it will stop.
- The connection strip can be directly connected to conveyor beam, and the installation is convenient.

Characteristic ②	Colour	Surface treatment	Material						
			Body	Shaft	Sprocket	Bearings	Fastener	Roller	Drive pulley
1	Silver	Spray plastic	ADC12	SUS202	PA66	Bearing steel	SUS202	SUS304	A6063



YH103 Idler end unit



P050~062



P159~160



P161~164

Drive and idler unit



P169



P170



P189



P203



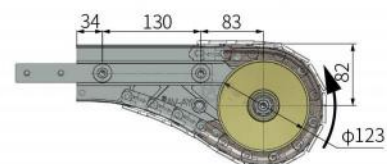
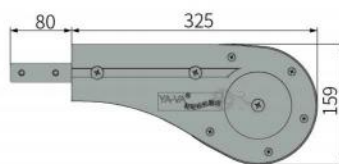
P247~261



P263~278



P282~286



How to choose ^{①-②}	Item ^① -Characteristic ^②
Part.	YHEJ325-C1

Item ^①	Effective track L (M)	Weight (Kg)
YHEJ325	0.8M	2.64

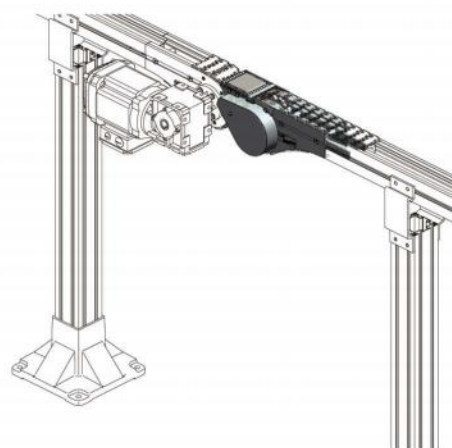
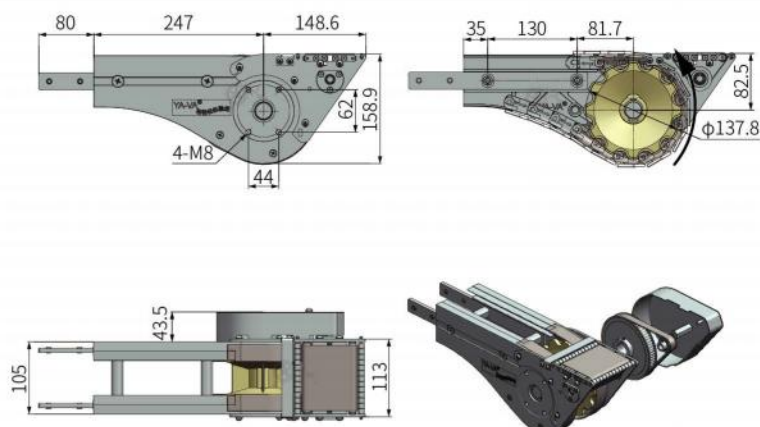
① Suitable for the YH103 conveying chain series, as the tail driven end device..

② The connection strip can be directly connected to conveyor beam, and the installation is convenient.

Characteristic ^②	Colour	Surface treatment	Material				
			Body	Shaft	Sprocket	Bearings	Fastener
1	Silver	Spray plastic	ADC12	SUS202	PA66	Bearing steel	SUS202



230323

YH103 Idler end unit


P050~062



P159~160



P161~164

Drive and idler unit



P169



P170



P189



P203



P247~261



P263~278



P282~286



How to choose ①-②	Item ①-Characteristic ②
Part.	YHEJ325-DGR-C1

Item ①	Motor position	Applicable conveyor chain	Effective track L (M)	Weight (Kg)
YHEJ325-DGR	Right side	Plain chain YH103	0.8M	6.60
YHEJ325-DGL	Left side			

- ① It is mainly suitable for the transition of the conveyor head and end for cup, the tray and the bottle.
- ② The effective size of the conveying material contact conveying surface needs to be larger than 80mm, the center of gravity is centered, and the speed is greater than 5 meters/min, otherwise it will stop.
- ③ The connection strip can be directly connected to conveyor beam, and the installation is convenient.

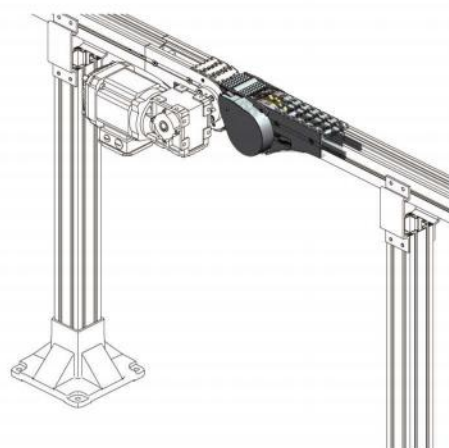
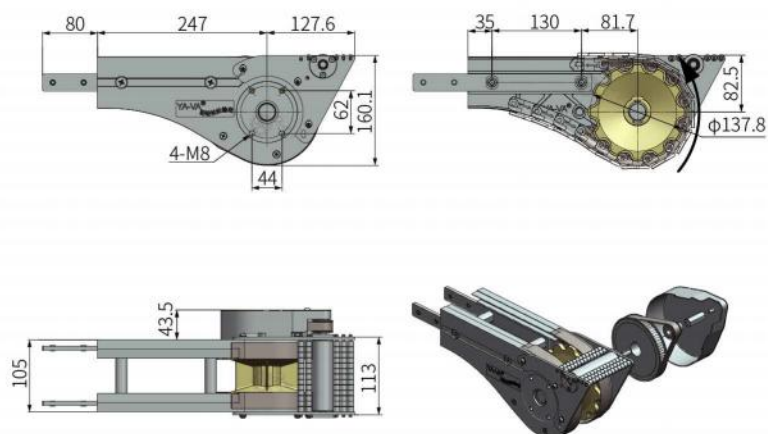
Characteristic ②	Colour	Surface treatment	Material						
			Body	Shaft	Sprocket	Bearings	Fastener	Belt	Drive pulley
1	Silver	Spray plastic	ADC12	SUS202	PA66	Bearing steel	SUS202	Rubber	A6063



YH103 Idler end unit



Drive and idler unit



How to choose ^{①-②}	Item ^① -Characteristic ^②
Part.	YHEJ325-EGR-C1


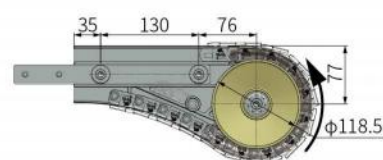
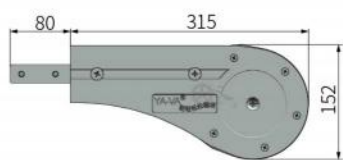
Item ^①	Motor position	Applicable conveyor chain	Effective track L (M)	Weight (Kg)
YHEJ325-EGR	Right side	Plain chain YH103	0.8M	6.20
YHEJ325-EG	Left side			

- ① It is mainly suitable for the transition of the conveyor head and end for cartons, boxes and trays.
- ② The effective size of the conveying material contact conveying surface needs to be larger than 80mm, the center of gravity is centered, and the speed is greater than 5 meters/min, otherwise it will stop.
- ③ The connection strip can be directly connected to conveyor beam, and the installation is convenient.

Characteristic ^②	Colour	Surface treatment	Material						
			Body	Shaft	Sprocket	Bearings	Fastener	Roller	Drive pulley
1	Silver	Spray plastic	ADC12	SUS202	PA66	Bearing steel	SUS202	SUS304	A6063



230323

YB145 Idler end unit


Drive and idler unit



How to choose ①-②	Item ^① -Characteristic ^②
Part.	YBEJA145-C1

Item ^①	Effective track L (M)	Weight (Kg)
YBEJA145	0.8M	4.50

① Suitable for the YB140 conveying chain series, as the tail driven end device..

② The connection strip can be directly connected to conveyor beam, and the installation is convenient.

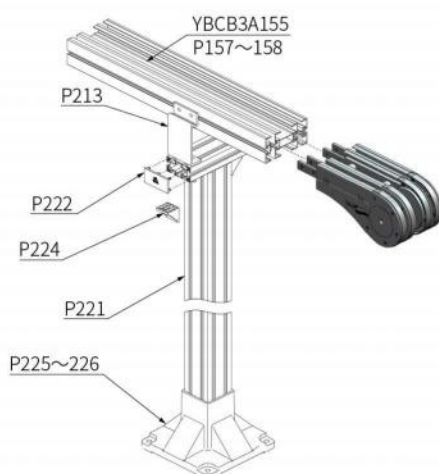

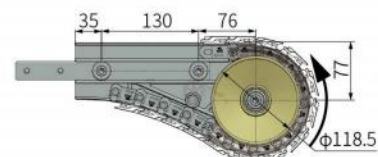
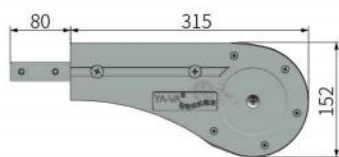
Characteristic ^②	Colour	Surface treatment	Material				
			Body	Shaft	Sprocket	Bearings	Fastener
1	Silver	Spray plastic	ADC12	SUS202	PA66	Bearing steel	SUS202



YB155 Idler end unit



Drive and idler unit



How to choose ①-② Item ①-Characteristic ②

Part. YBEJA155-C1

Item ①	Effective track L (M)	Weight (Kg)
YBEJA155	0.8M	4.60

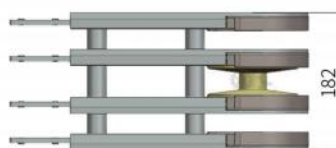
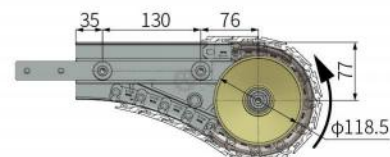
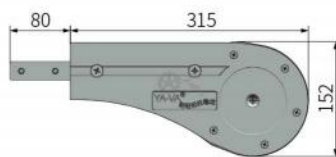
① Suitable for the YB150 conveying chain series, as the tail driven end device..

② The connection strip can be directly connected to conveyor beam, and the installation is convenient.

Characteristic ②	Colour	Surface treatment	Material				
			Body	Shaft	Sprocket	Bearings	Fastener
1	Silver	Spray plastic	ADC12	SUS202	PA66	Bearing steel	SUS202



230323

YB180 Idler end unit


Drive and idler unit



How to choose ①-②	Item ①-Characteristic ②
Part.	YBEJA180-C1

Item ①	Effective track L (M)	Weight (Kg)
YBEJA180	0.8M	4.96

- ① Suitable for the YB175 conveying chain series, as the tail driven end device..
- ② The connection strip can be directly connected to conveyor beam, and the installation is convenient.

Characteristic ②	Colour	Surface treatment	Material				
			Body	Shaft	Sprocket	Bearings	Fastener
1	Silver	Spray plastic	ADC12	SUS202	PA66	Bearing steel	SUS202



YB300 Idler end unit



P074~075



P159



P161~162

Drive and idler unit



P170



P193



P207



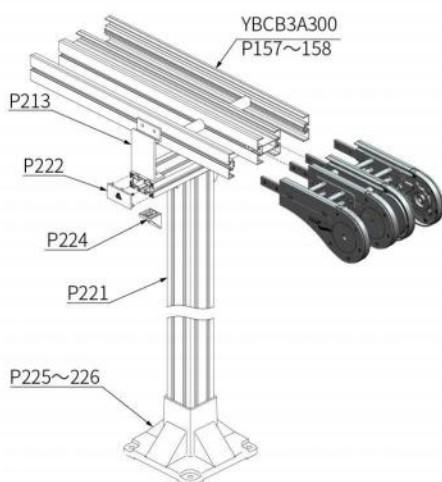
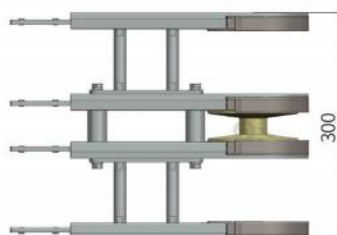
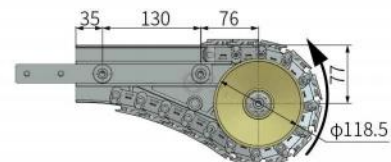
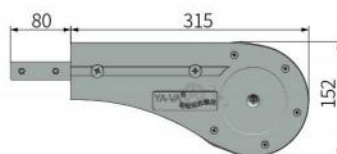
P247~261



P263~278



P282~286



How to choose ①-② Item ①-Characteristic ②

Part. YBEJA300-C1

Item ①	Effective track L (M)	Weight (Kg)
YBEJA300	0.8M	6.00

① Suitable for the YB295 conveying chain series, as the tail driven end device..

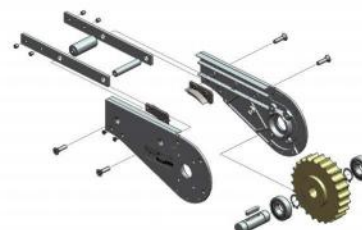
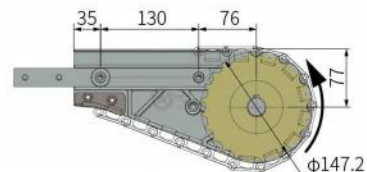
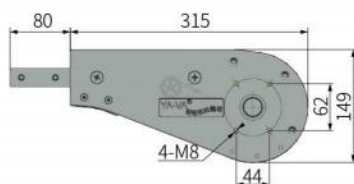
② The connection strip can be directly connected to conveyor beam, and the installation is convenient.

Characteristic ②	Colour	Surface treatment	Material				
			Body	Shaft	Sprocket	Bearings	Fastener
1	Silver	Spray plastic	ADC12	SUS202	PA66	Bearing steel	SUS202



230323

881TAB Idler end unit



Drive and idler unit



How to choose ①-②	Item ①-Characteristic ②
Part.	881EJ315-C1

Item ①	Effective track L (M)	Weight (Kg)
881EJ315	0.8M	2.50

① Suitable for the 881TAB-K325 conveying chain series, as the tail driven end device..

② The connection strip can be directly connected to conveyor beam, and the installation is convenient.

Characteristic ②	Colour	Surface treatment	Material				
			Body	Shaft	Sprocket	Bearings	Fastener
1	Silver	Spray plastic	ADC12	SUS202	Nylon	Bearing steel	SUS202



820/812 Idler end unit



P077~078



P159



P161~162

Drive and idler unit



P170



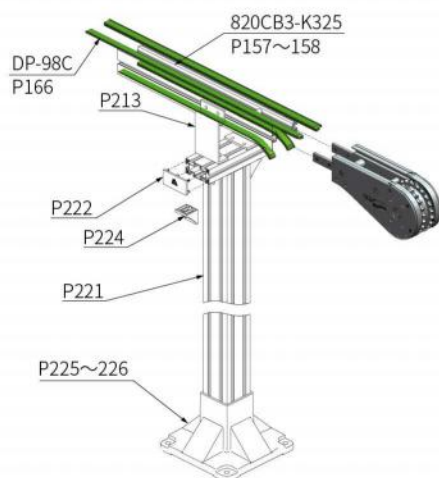
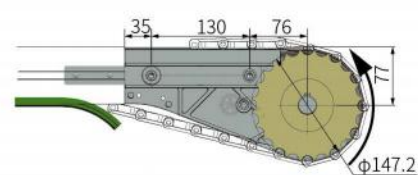
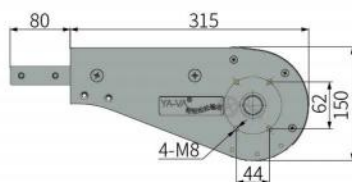
P247~261



P263~278



P282~286



How to choose ①-②	Item ①-Characteristic ②
Part.	820EJ315-K325-C1

Item ①	Effective track L (M)	Weight (Kg)
820EJ315-K325	0.8M	4.60

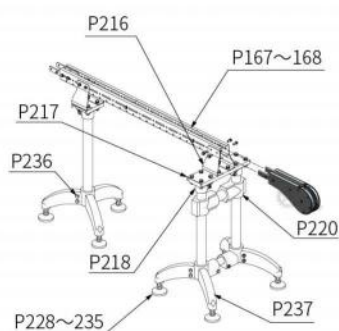
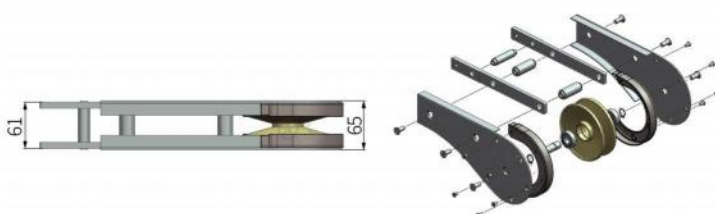
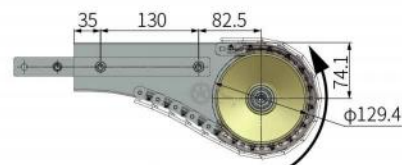
- ① Suitable for the 820/812-K325 conveying chain series, as the tail driven end device..
- ② The connection strip can be directly connected to conveyor beam, and the installation is convenient.

Characteristic ②	Colour	Surface treatment	Material				
			Body	Shaft	Sprocket	Bearings	Fastener
1	Silver	Spray plastic	ADC12	SUS202	Nylon	Bearing steel	SUS202



230323

YL51/63 SUS304 idler end units



How to choose ①-②	Item ①-Characteristic ②
Part.	YLXEJ320-C1

Item ①	Effective track L (M)	Weight (Kg)
YLXEJ320	0.8M	3.11

- ① Suitable for the YL51 and YL63 conveying chain series, as the conveyor drive unit.
- ② The connection strip can be directly connected to SUS304 conveyor beam, and the installation is convenient.

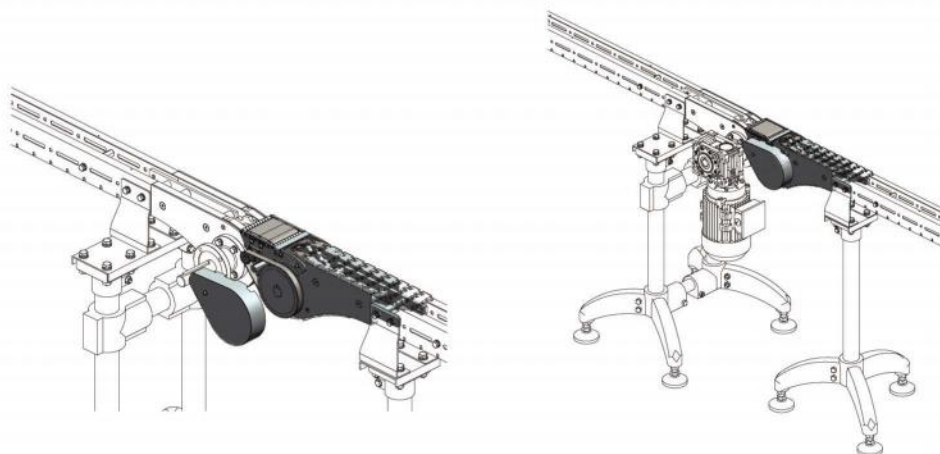
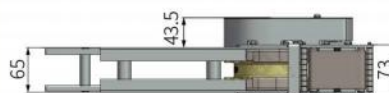
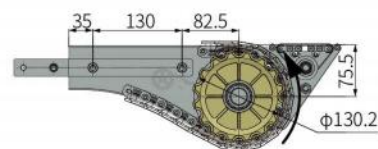
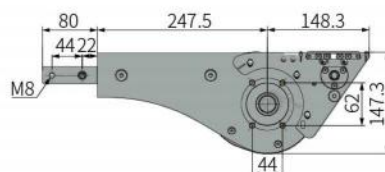
Characteristic ②	Colour	Surface treatment	Material				
			Body	Shaft	Sprocket	Bearings	Fastener
1	Silver	Brushed	SUS304	SUS304	PA66	Bearing steel	SUS304



YL63 Idler end unit



Drive and idler unit



How to choose ①-② Item ①-Characteristic ②
Part. YLXEJ320-DGR-C1

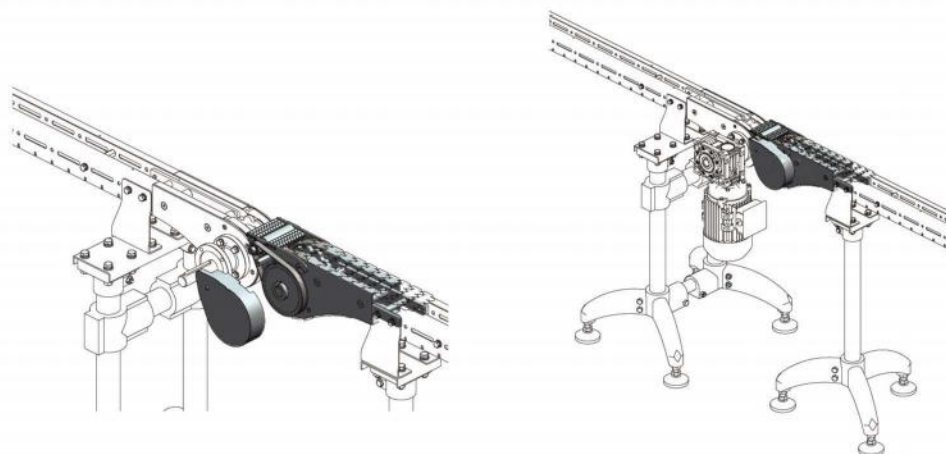
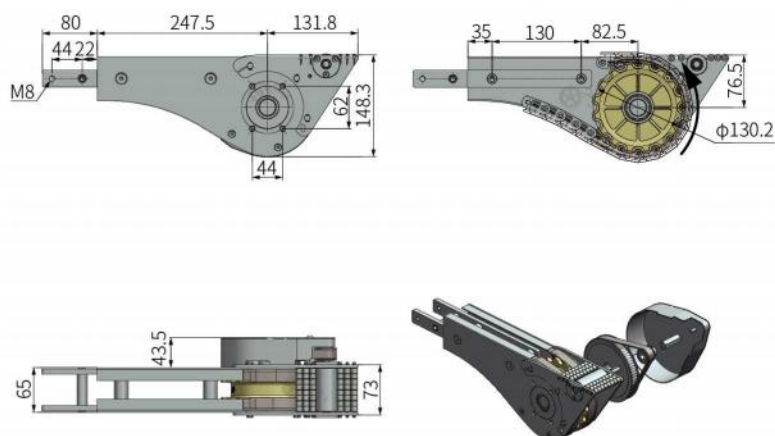
Item ①	Motor position	Applicable conveyor chain	Effective track L (M)	Weight (Kg)
YLXEJ320-DGR	Right side	Plain chain YL63	0.8M	7.90
YLXEJ320-DGL	Left side			

- ① It is mainly suitable for the transition of the conveyor head and end for cup, the tray and the bottle.
- ② The effective size of the conveying material contact conveying surface needs to be larger than 80mm, the center of gravity is centered, and the speed is greater than 5 meters/min, otherwise it will stop.
- ③ The connection strip can be directly connected to conveyor beam, and the installation is convenient.

Characteristic ②	Colour	Surface treatment	Material						
			Body	Shaft	Sprocket	Bearings	Fastener	Belt	Drive pulley
1	Silver	Brushed	SUS304	SUS304	PA66	Bearing steel	SUS304	Rubber	A6063



YL63 Idler end unit



How to choose ①-②	Item ①-Characteristic ②
Part.	YLXEJ320-EGR-C1

Item ①	Motor position	Applicable conveyor chain	Effective track L (M)	Weight (Kg)
YLXEJ320-EGR	Right side	Plain chain YL63	0.8M	7.56
YLXEJ320-EGL	Left side			

- ① It is mainly suitable for the transition of the conveyor head and end for cartons, boxes and trays.
- ② The effective size of the conveying material contact conveying surface needs to be larger than 80mm, the center of gravity is centered, and the speed is greater than 5 meters/min, otherwise it will stop.
- ③ The connection strip can be directly connected to conveyor beam, and the installation is convenient.

Characteristic ②	Colour	Surface treatment	Material						
			Body	Shaft	Sprocket	Bearings	Fastener	Roller	Drive pulley
1	Silver	Brushed	SUS304	SUS304	PA66	Bearing steel	SUS304	SUS304	A6063



P020~032



P159~160



P171~172

Drive and idler unit



P175



P170



P195



P208



P253~261



P274~281



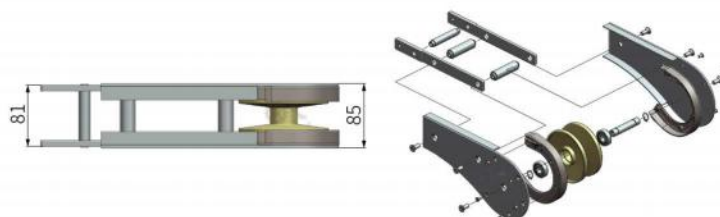
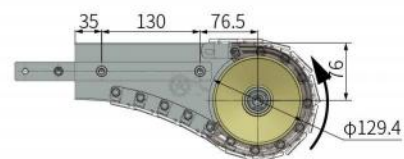
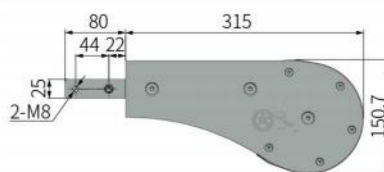
P286~298



YM83 SUS304 idler end units



Drive and idler unit



How to choose ①-② Item ①-Characteristic ②
Part. YMXEJ315-C1

Item ①	Effective track L (M)	Weight (Kg)
YMXEJ315	0.8M	3.83

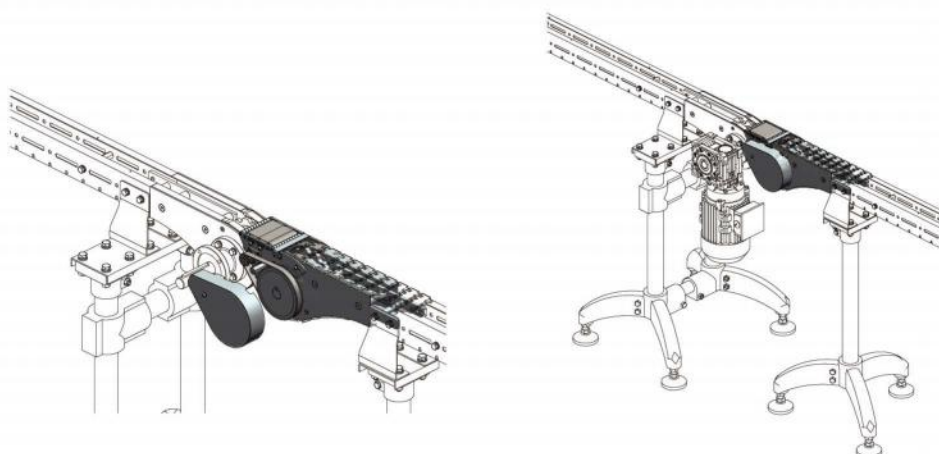
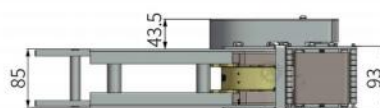
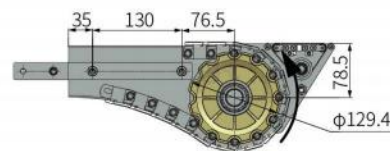
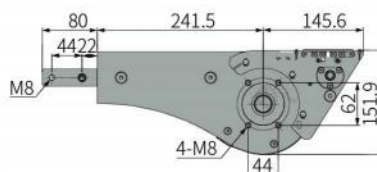
- ① Suitable for the YM83 conveying chain series, as the conveyor drive unit.
- ② The connection strip can be directly connected to SUS304 conveyor beam, and the installation is convenient.

Characteristic ②	Colour	Surface treatment	Material				
			Body	Shaft	Sprocket	Bearings	Fastener
1	Silver	Brushed	SUS304	SUS304	PA66	Bearing steel	SUS304



230323

YM83 SUS304 idler end units



How to choose ^{①-②}	Item ^① -Characteristic ^②
Part.	YMXEJ315-DGR-C1

Item ^①	Motor position	Applicable conveyor chain	Effective track L (M)	Weight (Kg)
YMXEJ315-DGR	Right side	Plain chain YM83	0.8M	8.87
YMXEJ315-DGL	Left side			

- ① It is mainly suitable for the transition of the conveyor head and end for cup, the tray and the bottle.
- ② The effective size of the conveying material contact conveying surface needs to be larger than 80mm, the center of gravity is centered, and the speed is greater than 5 meters/min, otherwise it will stop.
- ③ The connection strip can be directly connected to conveyor beam, and the installation is convenient.

Characteristic ^②	Colour	Surface treatment	Material						
			Body	Shaft	Sprocket	Bearings	Fastener	Belt	Drive pulley
1	Silver	Brushed	SUS304	SUS304	PA66	Bearing steel	SUS304	Rubber	A6063



YM83 SUS304 idler end units



P033~049



P159~160



P171~172

Drive and idler unit



P176



P170



P196



P209



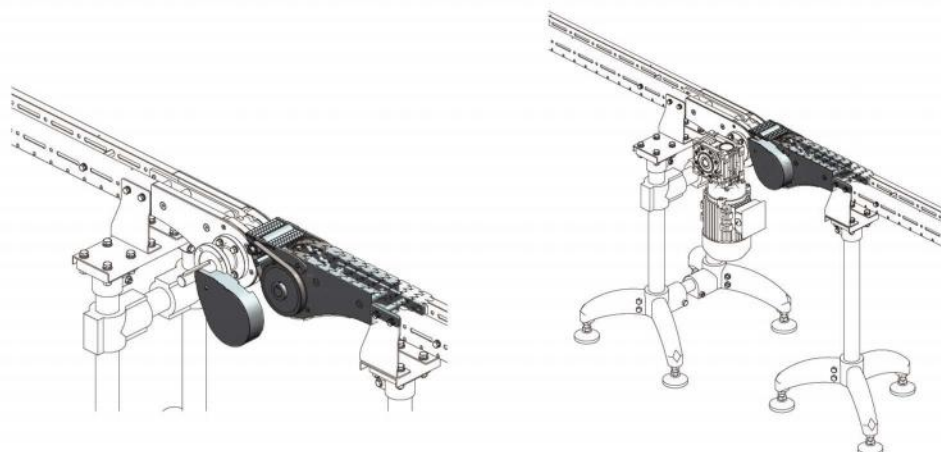
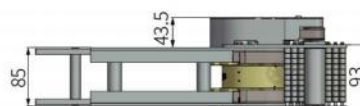
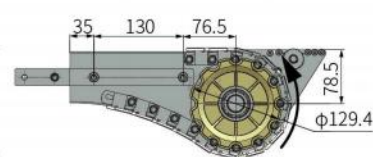
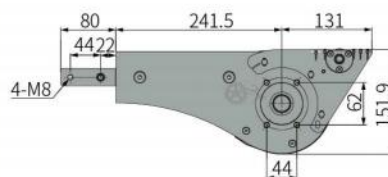
P253~261



P274~281



P286~298



How to choose ①-②	Item ①-Characteristic ②
Part.	YMXEJ315-EGR-C1

Item ①	Motor position	Applicable conveyor chain	Effective track L (M)	Weight (Kg)
YMXEJ315-EGR	Right side	Plain chain YM83	0.8M	8.55
YMXEJ315-EGL	Left side			


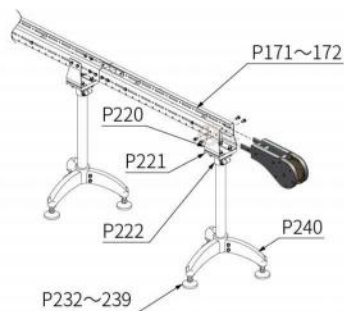
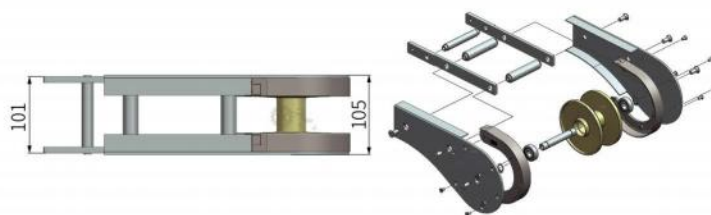
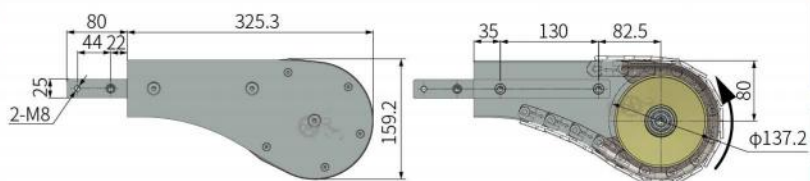
- ① It is mainly suitable for the transition of the conveyor head and end for cartons, boxes and trays.
- ② The effective size of the conveying material contact conveying surface needs to be larger than 80mm, the center of gravity is centered, and the speed is greater than 5 meters/min, otherwise it will stop.
- ③ The connection strip can be directly connected to conveyor beam, and the installation is convenient.

Characteristic ②	Colour	Surface treatment	Material						
			Body	Shaft	Sprocket	Bearings	Fastener	Roller	Drive pulley
1	Silver	Brushed	SUS304	SUS304	PA66	Bearing steel	SUS304	SUS304	A6063



230323

YH103 SUS304 idler end units



How to choose ①-②	Item ①-Characteristic ②
Part.	YHXEJ325-C1

Item ①	Effective track L (M)	Weight (Kg)
YHXEJ325	0.8M	4.20

- ① Suitable for the YH103 conveying chain series, as the conveyor drive unit.
- ② The connection strip can be directly connected to SUS304 conveyor beam, and the installation is convenient.

Characteristic ②	Colour	Surface treatment	Material				
			Body	Shaft	Sprocket	Bearings	Fastener
1	Silver	Brushed	SUS304	SUS304	PA66	Bearing steel	SUS304



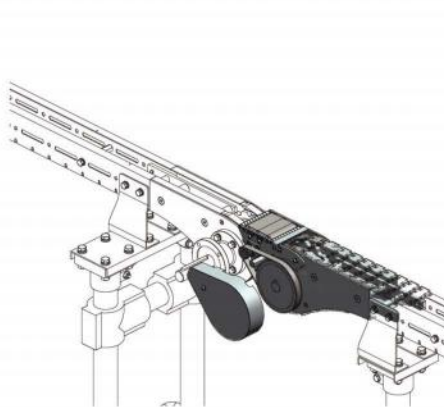
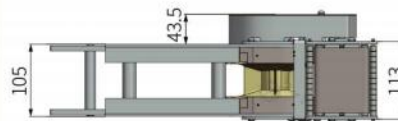
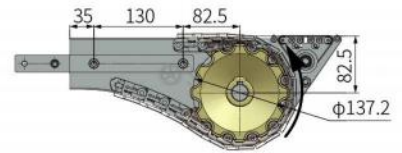
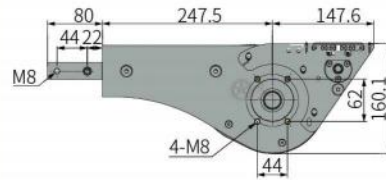
Drive and idler unit



YH103 SUS304 idler end units



Drive and idler unit



How to choose ①-②	Item ①-Characteristic ②
Part.	YHXEJ325-DGR-C1

Item ①	Motor position	Applicable conveyor chain	Effective track L (M)	Weight (Kg)
YHXEJ325-DGR	Right side	Plain chain YH103	0.8M	9.29
YHXEJ325-DGL	Left side			

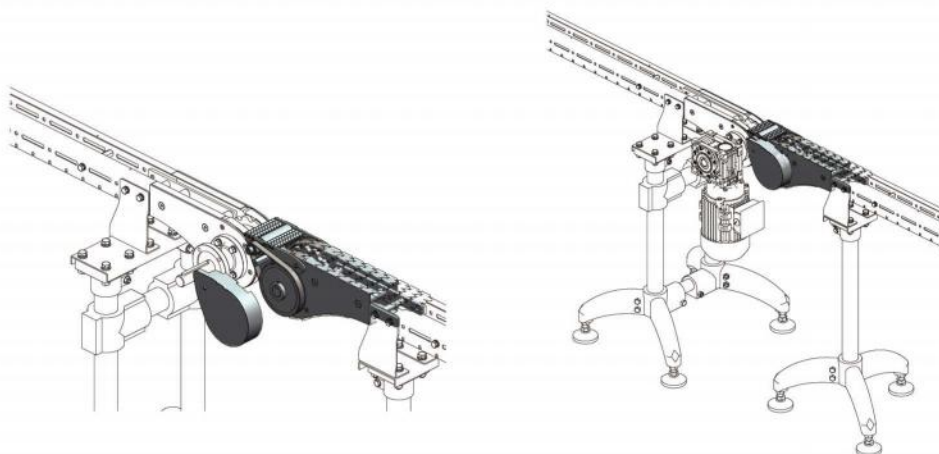
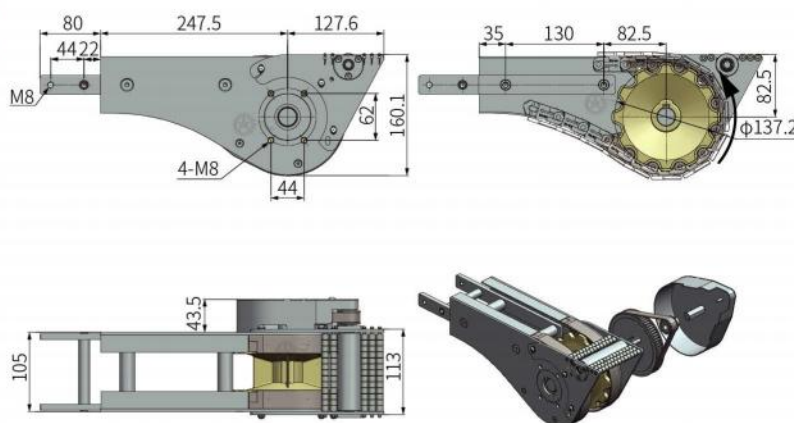
- ① It is mainly suitable for the transition of the conveyor head and end for cup, the tray and the bottle.
- ② The effective size of the conveying material contact conveying surface needs to be larger than 80mm, the center of gravity is centered, and the speed is greater than 5 meters/min, otherwise it will stop.
- ③ The connection strip can be directly connected to conveyor beam, and the installation is convenient.

Characteristic ②	Colour	Surface treatment	Material						
			Body	Shaft	Sprocket	Bearings	Fastener	Belt	Drive pulley
1	Silver	Brushed	SUS304	SUS304	PA66	Bearing steel	SUS304	Rubber	A6063



230323

YH103 SUS304 idler end units



How to choose ①-②	Item ①-Characteristic ②
Part.	YMXEJ315-EGR-C1

Item ①	Motor position	Applicable conveyor chain	Effective track L (M)	Weight (Kg)
YHXEJ325-EGR	Right side	Plain chain YH103	0.8M	8.95
YHXEJ325-EGL	Left side			

- ① It is mainly suitable for the transition of the conveyor head and end for cartons, boxes and trays.
- ② The effective size of the conveying material contact conveying surface needs to be larger than 80mm, the center of gravity is centered, and the speed is greater than 5 meters/min, otherwise it will stop.
- ③ The connection strip can be directly connected to conveyor beam, and the installation is convenient.


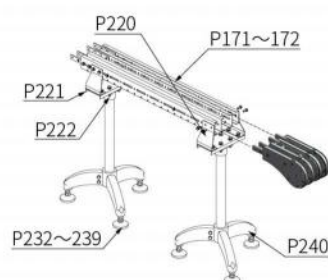
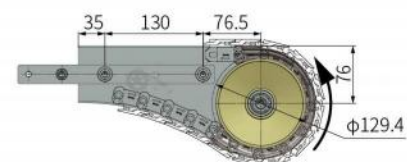
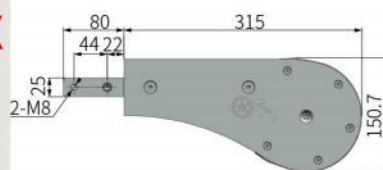
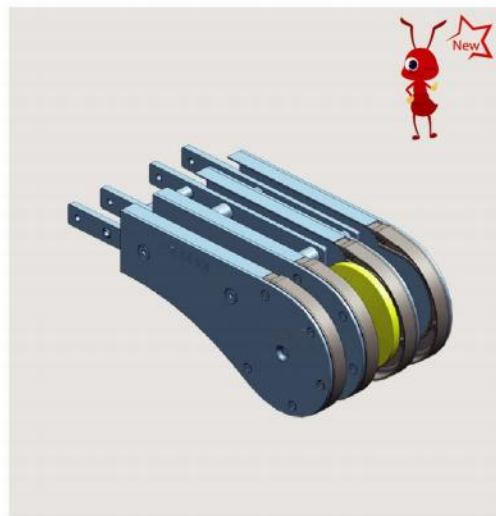
Characteristic ②	Colour	Surface treatment	Material						
			Body	Shaft	Sprocket	Bearings	Fastener	Roller	Drive pulley
1	Silver	Brushed	SUS304	SUS304	PA66	Bearing steel	SUS304	SUS304	A6063



YB180 SUS304 idler end units



Drive and idler unit



How to choose ①-②	Item ①-Characteristic ②
Part.	YBXEJA180-C1

Item ①	Effective track L (M)	Weight (Kg)
YBXEJA180	0.8M	7.29


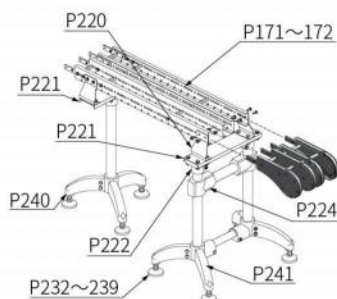
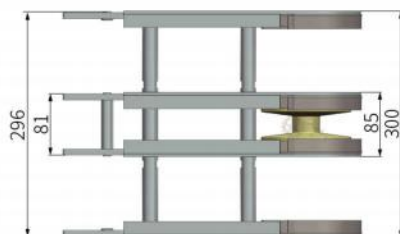
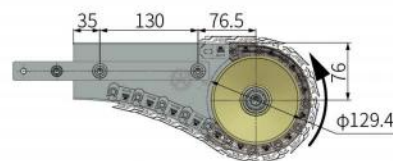
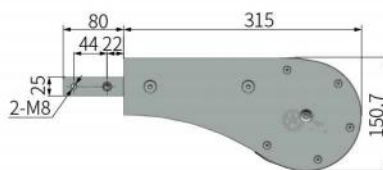
- ① Suitable for the YB180 conveying chain series, as the conveyor drive unit.
- ② The connection strip can be directly connected to SUS304 conveyor beam, and the installation is convenient.

Characteristic ②	Colour	Surface treatment	Material				
			Body	Shaft	Sprocket	Bearings	Fastener
1	Silver	Brushed	SUS304	SUS304	PA66	Bearing steel	SUS304



230323

YB300 SUS304 idler end units



How to choose ①-②	Item ①-Characteristic ②
Part.	YBXEJA300-C1

Item ①	Effective track L (M)	Weight (Kg)
YBXEJA300	0.8M	7.87

- ① Suitable for the YB300 conveying chain series, as the conveyor drive unit.
- ② The connection strip can be directly connected to SUS304 conveyor beam, and the installation is convenient.

Characteristic ②	Colour	Surface treatment	Material				
			Body	Shaft	Sprocket	Bearings	Fastener
1	Silver	Brushed	SUS304	SUS304	PA66	Bearing steel	SUS304



No power transition device at the end



P033~075

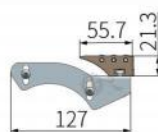
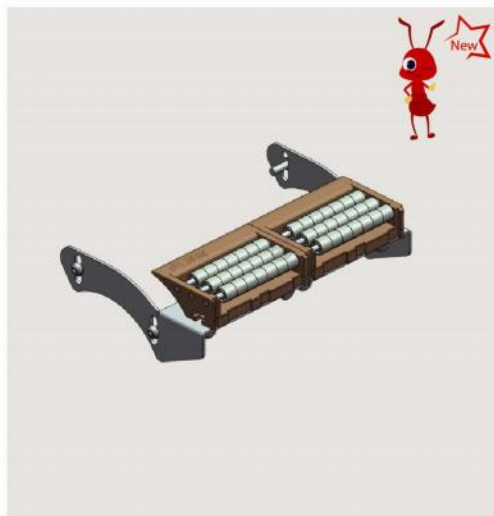


P083~116

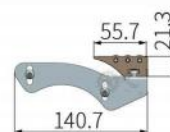


P136~158

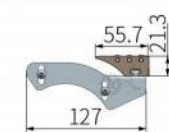
Drive and idler unit



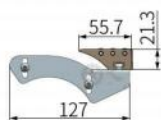
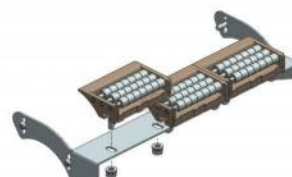
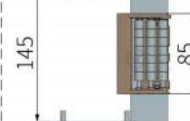
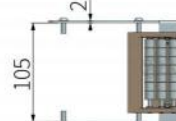
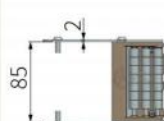
型号: YM85GD



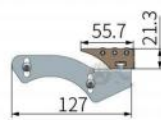
型号: YH105GD



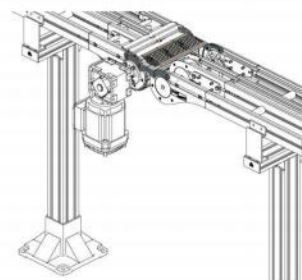
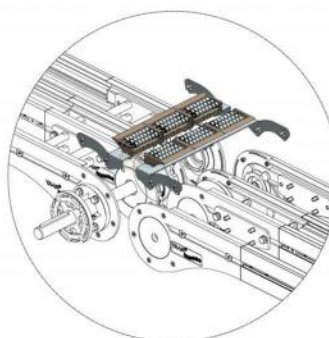
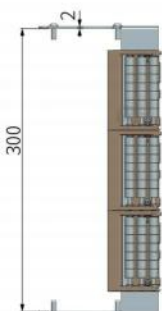
型号: YB145GD



型号: YB180GD



型号: YB300GD



How to choose ①-② Item ①-Characteristic ②

Part.

YM85GD-C1

Item ^①	Applicable device	Weight (Kg)
YM85GD	YM83 Driver units/Idler end unit	0.50
YH105GD	YH103 Driver units/Idler end unit	0.55
YB145GD	YB145 Driver units/Idler end unit	0.70
YB180GD	YB180 Driver units/Idler end unit	0.90
YB300GD	YB300 Driver units/Idler end unit	1.10

① Only suitable for plain chain and friction top chain.

② Roller top, reduce the friction resistance of the conveying material.

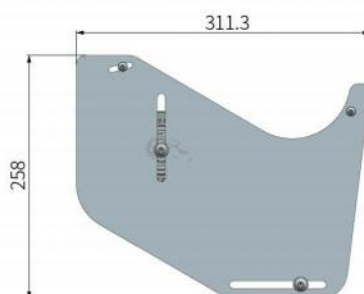
③ Reserve position holes that can be fixed to the side panels of the drive unit or idler unit.

Characteristic ^②	Colour		Material	
	Body	Roller	Body	Metal Plate
1	Coffee	Purple	POM	SUS304

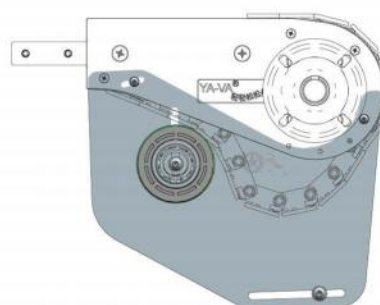
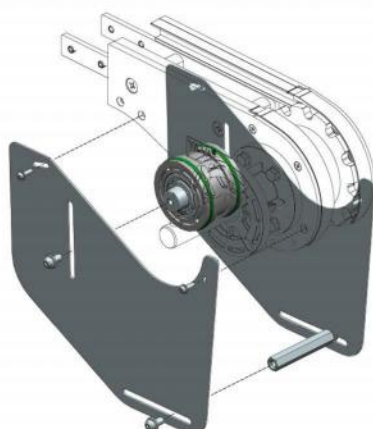


230323

Side support device for drive end unit without protective cover



Drive and idler unit



How to choose ①-②	Item ①-Characteristic ②
Part.	YLEBTL-C1

Item ①	Applicable device	Weight (Kg)
YLEBTL	YL51/63 End drive unit	1.30
YMEBTL	YM83 End drive unit	1.35
YHEBTL	YH103 End drive unit	1.40

- Only suitable for drive unit without protective cover.
- Solve the unsafe risk of the transmission chain exposed outside in drive unit without protective cover.
- Reserve position holes that can be fixed to the side panels of the drive unit.

Characteristic ②	Colour	Material		
		Metal Plate	Sprocket	Fastener
1	Silver	SUS304	Nylon	SUS304



Conveyor beam



P015~078



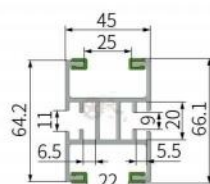
P079~104



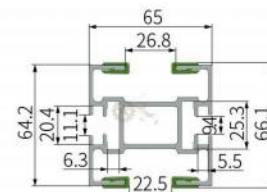
P117~124



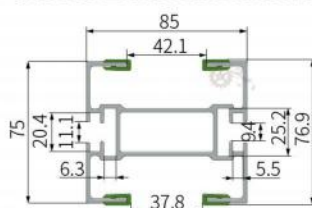
P125~128

Conveying
component


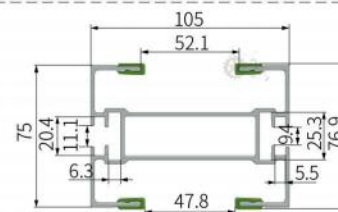
Item : YSCB3



Item : YLCB3



Item : YMCB3



Item : YHCB3



P129~147



P165~166



P167~169



P179~182



P186~194



P200~207



P247~261



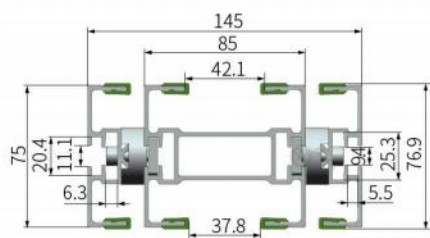
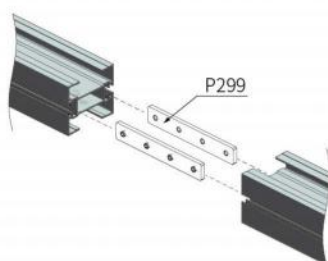
P263~278



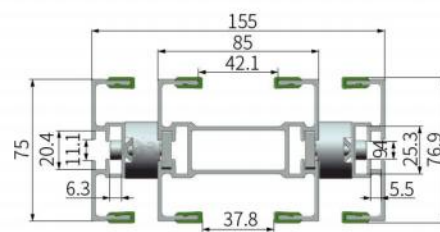
P282~286



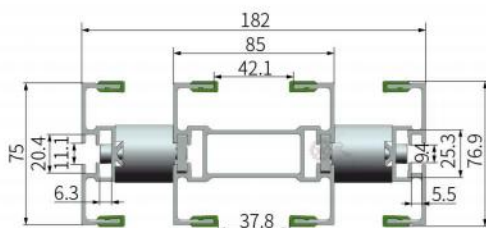
P299~312



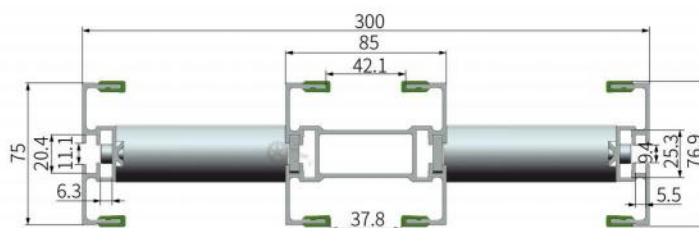
Item : YBCB3A145



Item : YBCB3A155

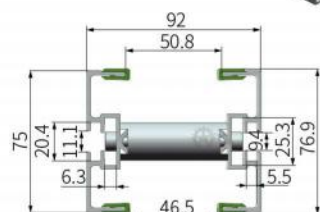
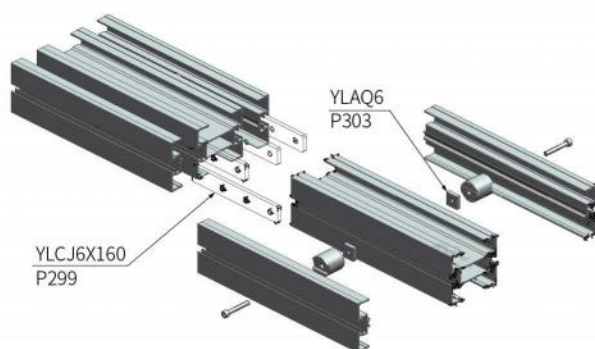


Item : YBCB3A180

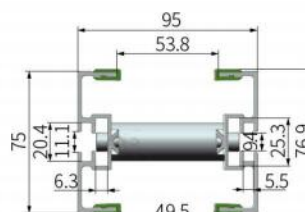


Item : YBCB3A300

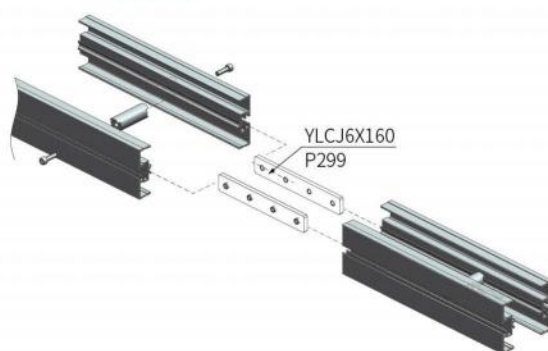




Item : 881CB3



Item : 820CB3-K325



How to choose ①-②	Item ①-Characteristic ②
Part.	YSCB3-C1

Item ①	Applicable conveyor chain	Length (M)	Weight (Kg)
YSCB3	YS44	3M	5.04
YLCB3	YL51/YL63		6.84
YMCB3	YM83		7.74
YHCB3	YH103		8.67
YBCB3A145	YB140		14.00
YBCB3A155	YB150		14.10
YBCB3A180	YB175		14.20
YBCB3A300	YB295		14.50
881CB3	881TAB-K325		7.20
820CB3-K325	820/812-K325		7.20

- ① Applicable to the straight line parts of conveyor chain.
- ② Matched with slide rail, to prevent falling off.
- ③ Both sides are double-layer grooves, and the inner layers connected by connection strip, outer fastened by fasteners.
- ④ It is not included slide rail.

Characteristic ②	Colour	Surface treatment	Material		
			Body	Square nut	Fastener
1	Silver	Frosting oxidation	A6063	GMS	SUS202



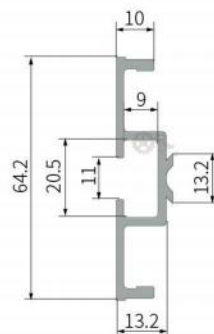
Conveying component



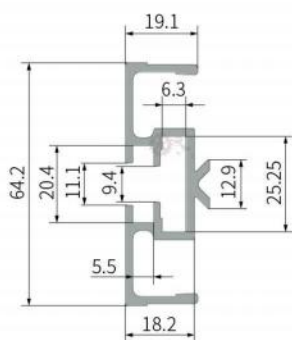
Conveyor plain beam



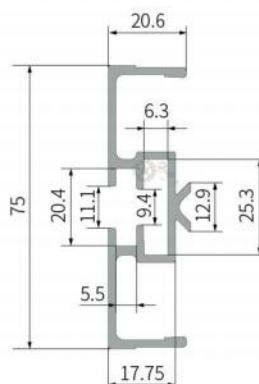
Conveying
component



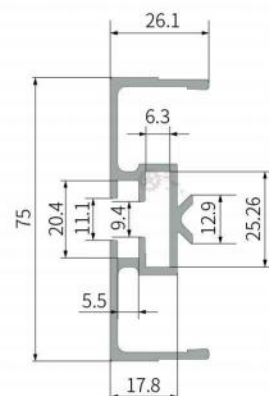
Item : YSCB3H



Item : YLCB3H



Item : YMCB3H



Item : YHCB3H



How to choose ①-②	Item ①-Characteristic ②
Part.	YSCB3H-C1

Item ①	Applicable conveyor chain	Length (M)	Weight (Kg)
YSCB3H	YS	3M	2.60
YLCB3H	YL		3.00
YMCB3H	YM/YB/881/820		3.15
YHCB3H	YH		3.39

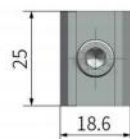
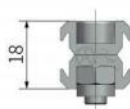
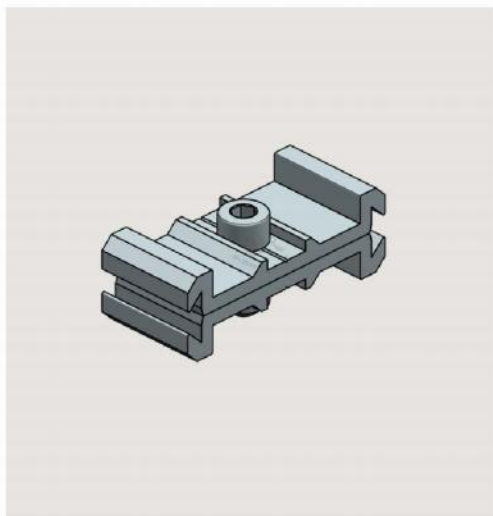
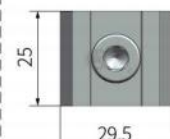
① Matched with slide rail, to prevent falling off.



② Both sides are double -layer grooves, and the inner layers connected by connection strip, outer fastened by fasteners.

Characteristic ②	Colour	Surface treatment	Material	Ageing Treatment
1	Silver	Frosting oxidation	A6063	Yes
2				N0



Joint piece


Item : **YSCE18X25**

Item : **YLCE29X25**

Item : **YMCE49X30**

Item : **YHCE69X30**


How to choose ①-② Item ①-Characteristic ②

Part. **YSCE18X25-C1**

Item ①	Suit to beam product	Weight (Kg)
YSCE18X25	YS	0.03
YLCE29X25	YL	0.03
YMCE49X30	YM	0.06
YHCE69X30	YH	0.07

① Suitable for half conveyor plain beam

② Tail trough on both sides can be clamped by the beam

Characteristic ②	Colour	Surface treatment	Material	
			Body	Fastener
1	Silver	Frosting oxidation	A6063	SUS202



P015~062



P079~102



P117~124



P125~128

Conveying
component


P129~141



P165~166



P167~169



P179~182



P186~189



P200~203



P247~261



P263~278



P282~286



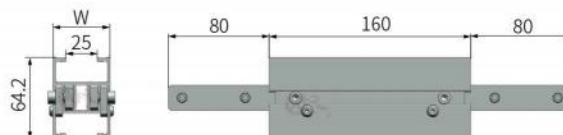
P299~312



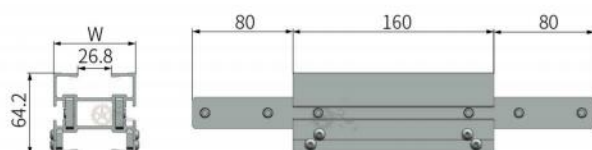
Beam section for chain installation



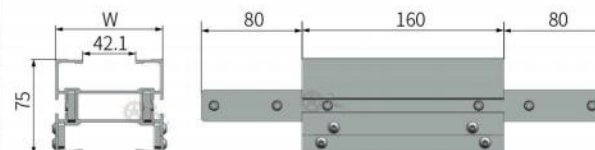
Conveying
component



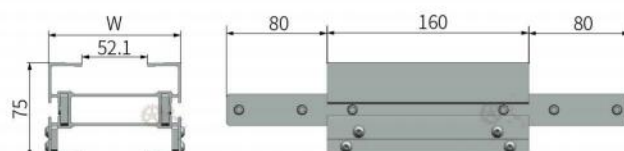
Item : **YSCC160**



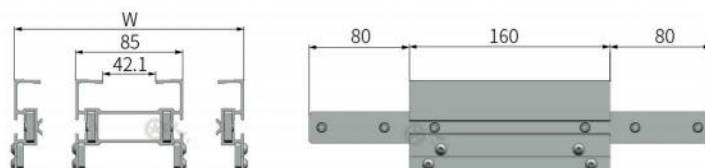
Item : **YLCC160**



Item : **YMCC160**

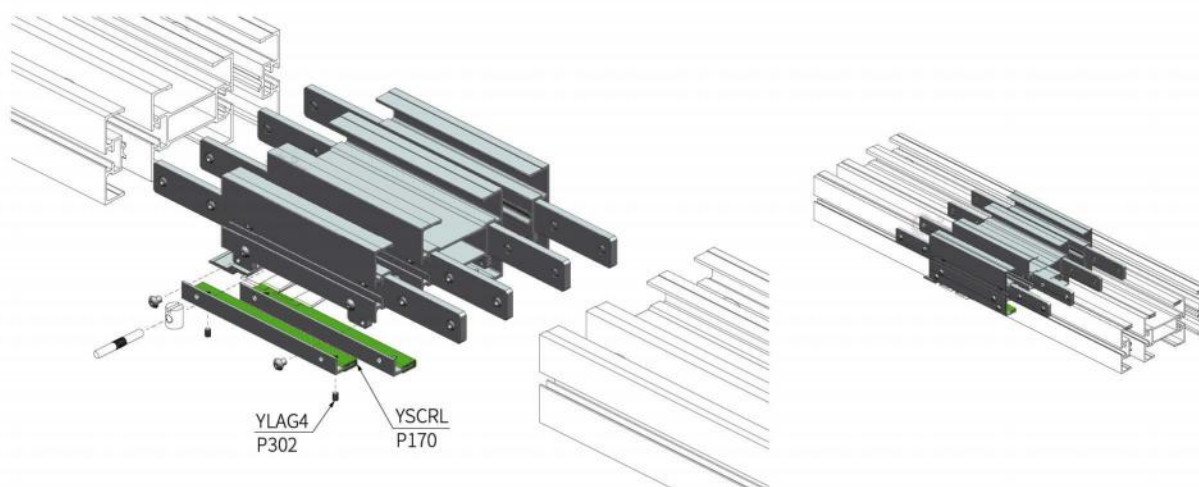



Item : **YHCC160**



Item : **YBCC160**





How to choose ①-②	Item ①-Characteristic ②
Part.	YSCC160-C1

Item ①	Suit to conveyor beam	W	Length	Weight (Kg)
YSCC160	YSCB3	45	160	1.18
YLCC160	YLCB3	65		1.10
YMCC160	YMCB3	85		1.20
YHCC160	YHCB3	105		1.24
YB145CC160	YBCB3A145	145		1.95
YB155CC160	YBCB3A155	155		
YB180CC160	YBCB3A180	182		
YB300CC160	YBCB3A300	300		

- ① It need to distributed in beam connection strip.
- ② One side is an opening form, which is easy to disassemble.

Characteristic ②	Colour	Surface treatment	Material		
			Body	Connecting strip	Fastener
1	Silver	Frosting oxidation	A6063	GMS	SUS202



P015~075



P079~102



P117~124



P125~128

Conveying component



P132~145



P161~164



P179~182



P186~193



P200~207



P247~261



P263~278



P282~286



P299~312



YL51/63 Tensioning device



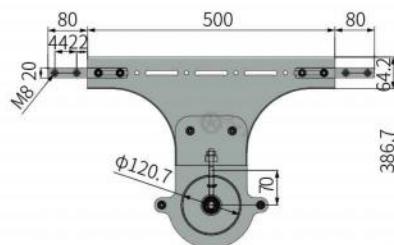
P019~032


P080~082/
094~096


P118



P133~135

Conveying
component


P161~164



P170



P180



P187



P201



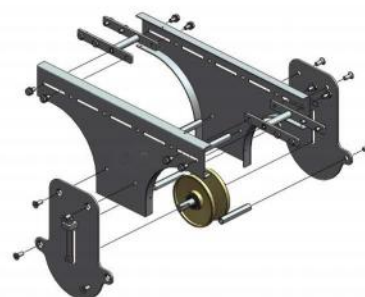
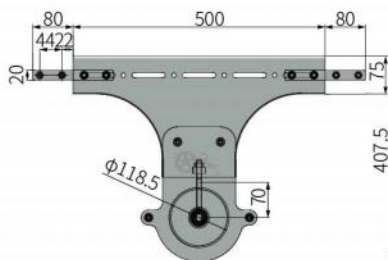
How to choose ^① - ^②	Item ^① -Characteristic ^②
Part.	YLTS-C1

Item ^①	Effective track length (M)	Weight (Kg)
YLTS	1.3M	6.92

- ① The connection strip can be directly connected to conveyer beam, and the installation is convenient.
- ② The fixed tension method needs to be adjusted manually.
- ③ The device is prohibited to use when the product is accumulated.

Characteristic ^②	Colour	Surface treatment	Material			
			Body	Shaft	Sprocket	Fastener
1	Silver	Brushed	SUS304	SUS304	PA66	SUS304



YM83 Tensioning device


How to choose ^{①-②}	Item ^① - Characteristic ^②
Part.	YMTS-C1

Item ^①	Effective track length (M)	Weight (Kg)
YMTS	1.35M	7.49

- ① The connection strip can be directly connected to conveyor beam, and the installation is convenient.
- ② The fixed tension method needs to be adjusted manually.
- ③ The device is prohibited to use when the product is accumulated.

Characteristic ^②	Colour	Surface treatment	Material			
			Body	Shaft	Sprocket	Fastener
1	Silver	Brushed	SUS304	SUS304	PA66	SUS304



P033~049


P083~085/
097~099


P119



P136~138

Conveying
component


P161~164



P170



P181



P188



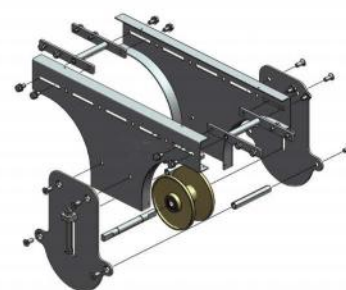
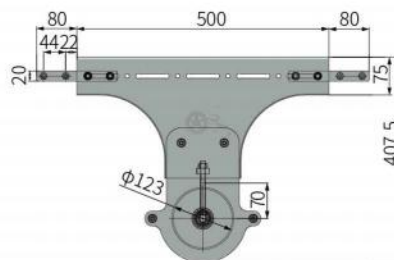
P202



YH103 Tensioning device



Conveying
component



How to choose ①-②	Item ^① -Characteristic ^②
Part.	YHTS-C1

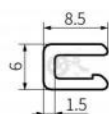
Item ^①	Effective track length (M)	Weight (Kg)
YHTS	1.35M	7.93

- ① The connection strip can be directly connected to conveyor beam, and the installation is convenient.
- ② The fixed tension method needs to be adjusted manually.
- ③ The device is prohibited to use when the product is accumulated.

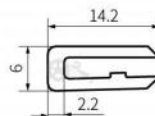
Characteristic ^②	Colour	Surface treatment	Material			
			Body	Shaft	Sprocket	Fastener
1	Silver	Brushed	SUS304	SUS304	PA66	SUS304



Plastic slide rail



Item : YSCRL



Item : YLCRL

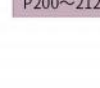
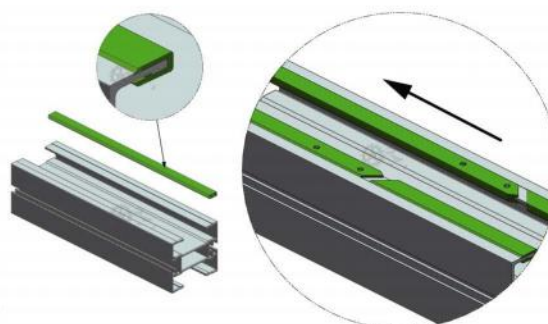


How to choose ①-③	Item ①-Length ②-Characteristic ③
Part.	YSCRL-25M-C1

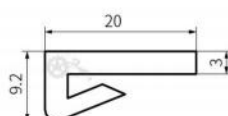
Item ①	Length ② (M)	Suit to conveyor chain	Weight (Kg/m)
YSCRL	25M	YS	0.03
YLCRL	25M、50M、100M	YL、YM、YH、YB	0.05

- ① If order Qty 75m, it will be sent in 50m+25m.
- ② matched with conveyor beam, to prevent falling off.
- ③ plastic screws fixation to avoid sliding.

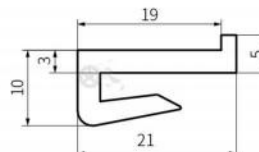
Characteristic ①	Colour	Material
1	White	1M UHMW-PE
2		7.6M UHMW-PE



Plastic slide rail



Item : DP-162



Item : DP-98C



How to choose ①-③	Item ①-Length ②-Characteristic ③
Part.	DP-162-10M-C1

Item ①	Length ② (M)	Suit to conveyor chain	Weight (Kg/m)
DP-162	10M、20M、50M	881TAB	0.10
DP-98C		820、812	0.11

- ① If order Qty 75m, it will be sent in 50m+25m.
- ② matched with conveyor beam, to prevent falling off.
- ③ plastic screws fixation to avoid sliding.

Characteristic ①	Colour	Material
1	Green	1.0M UHMW-PE
2		2.5M UHMW-PE



SUS304 conveyor beam



P019~075



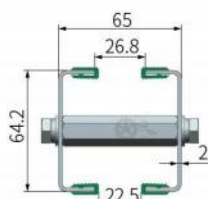
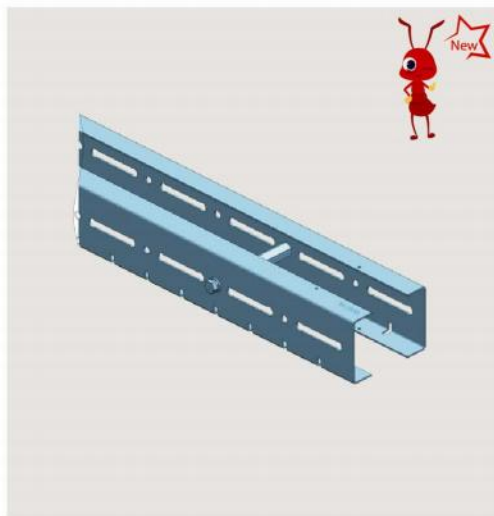
P105~116



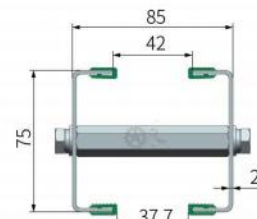
P125~127



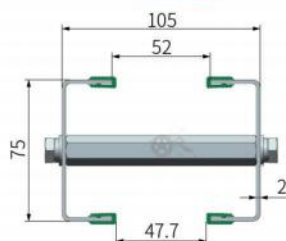
P148~158

Conveying
component


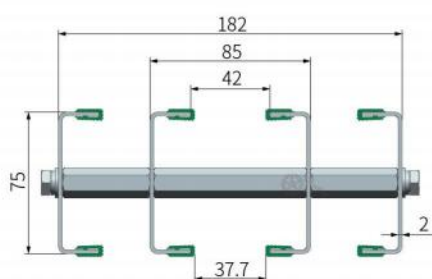
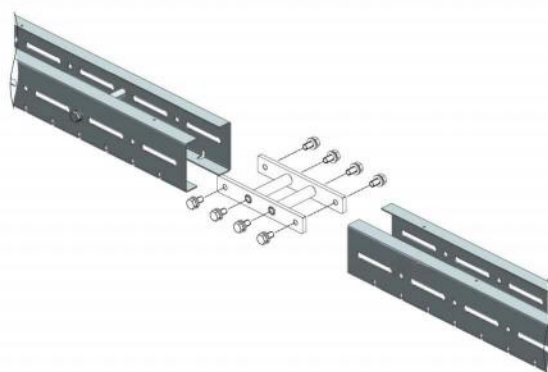
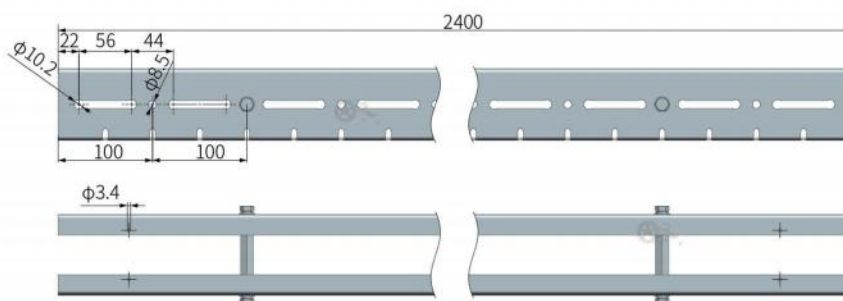
Item : YLXCB2.4



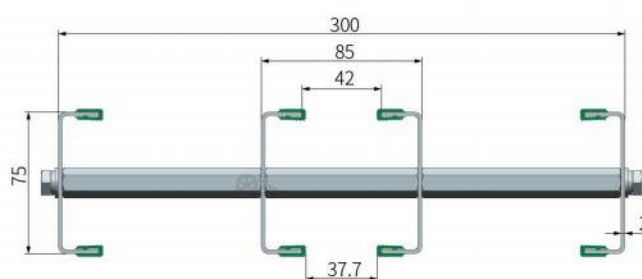
Item : YMXCB2.4



Item : YHXC2.4


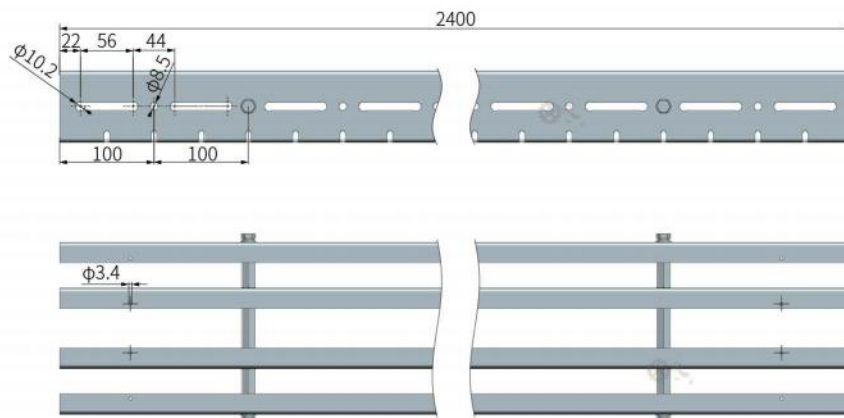


Item : YB180XCB2.4



Item : YB300XCB2.4





How to choose ①-② Item ①-Characteristic ②
Part. YLXCB2.4-C1

Item ①	Applicable conveyor chain	Length (M)	Weight (Kg)
YLXCB2.4	YL51/YL63	2.4M	7.15
YMXCB2.4	YM83		8.48
YHXC2.4	YH103		9.37
YB180XC2.4	YB180		16.96
YB300XC2.4	YB300		17.75

- ① Applicable to the straight line parts of conveyor chain.
- ② Matched with slide rail, to prevent falling off.

Characteristic ②	Colour	Surface treatment	Material		
			Body	Connection pin	Fastener
1	Silver	Brushed	SUS304	SUS304	SUS304



Conveying
component





SUS304 beam section for chain installation frame



P019~075



P105~116



P125~127



P148~158

Conveying
component



P171~172



P183~185



P195~199



P208~212



P253~261



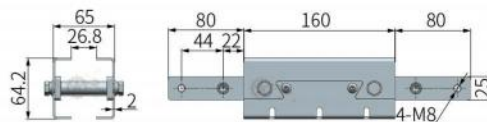
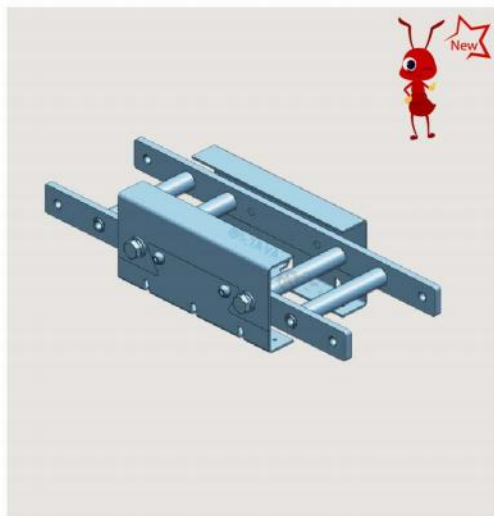
P274~281



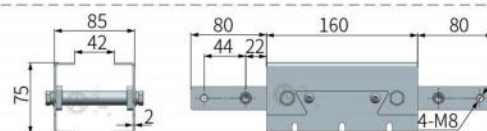
P286~298



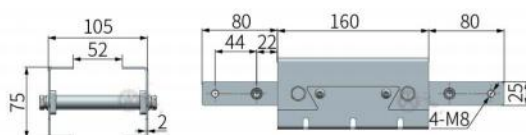
P309~312



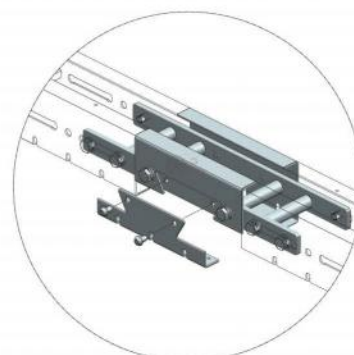
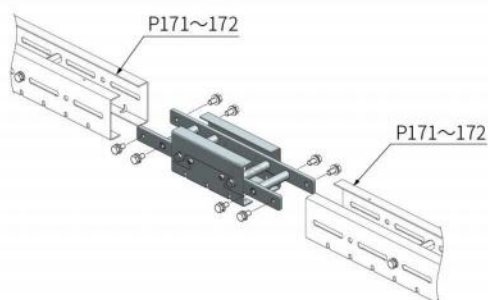
Item : YLXCC160



Item : YMXCC160

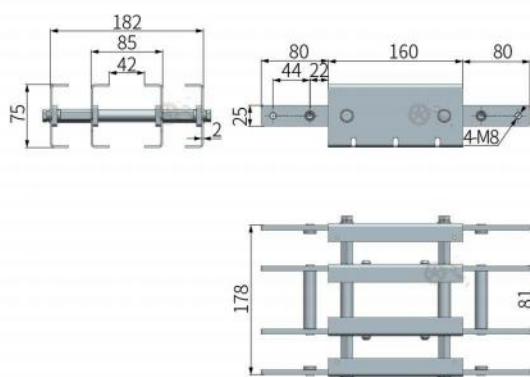


Item : YHXCC160

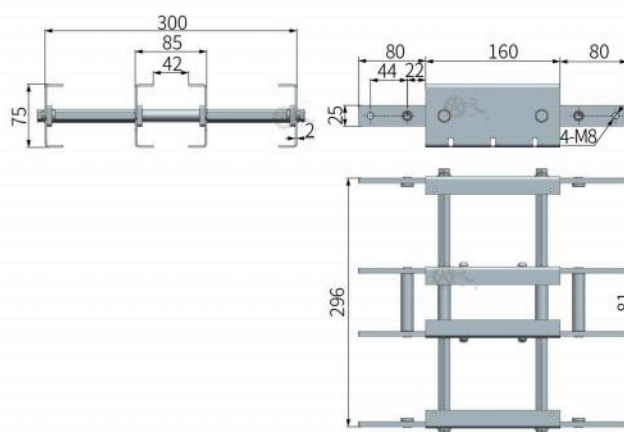




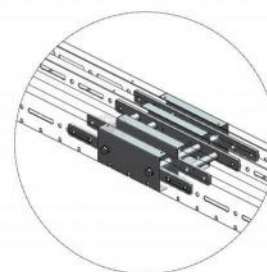

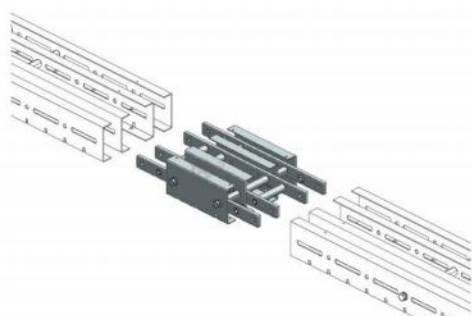
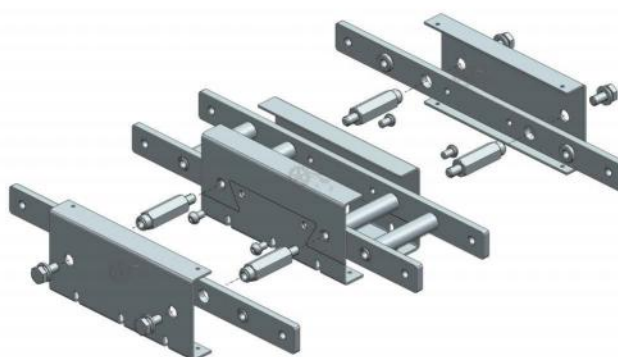
230323



Item : YB180XCC160



Item : YB300XCC160



How to choose ①-②	Item ^① -Characteristic ^②
Part.	YLXCC160-C1

Item ^①	Suit to conveyor beam	W	Length	Weight (Kg)
YLXCC160	YLXCB2.4	65	160	1.53
YMXCC160	YMXCB2.4	85		1.72
YHXCC160	YHXC2.4	105		1.88
YB180XCC160	YB180XCB2.4	182		3.26
YB300XCC160	YB300XCB2.4	300		3.58

① It need to distributed in beam connection strip.

② One side is an opening form, which is easy to disassemble.

Characteristic ^②	Colour	Surface treatment	Material		
			Body	Connecting strip	Fastener
1	Silver	Brushed	A6063	GMS	SUS202



P019~075



P105~116



P125~127



P148~158

Conveying component



P171~172



P183~185



P195~199



P208~212



P253~261



P274~281



P286~298



P309~312



YL51/63 SUS304 tensioning device



P019~032



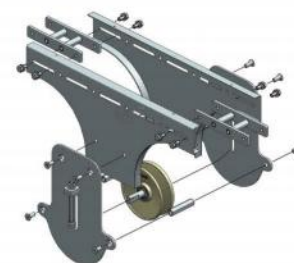
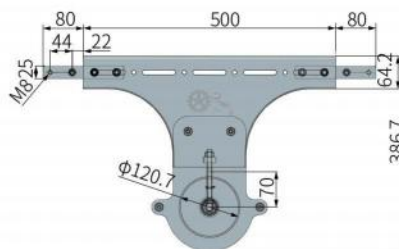
P105~107



P148~150



P171~172

Conveying
component


P170



P183



P195



P208



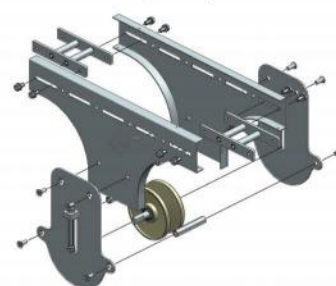
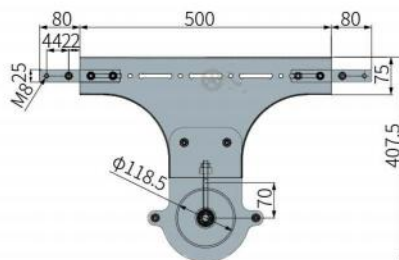
How to choose ①-②	Item ①-Characteristic ②
Part.	YLXTS-C1

Item ①	Effective track length (M)	Weight (Kg)
YLXTS	1.3M	6.92

- ① The connection strip can be directly connected to SUS304 conveyor beam, and the installation is convenient.
- ② The fixed tension method needs to be adjusted manually.
- ③ The device is prohibited to use when the product is accumulated.

Characteristic ②	Colour	Surface treatment	Material			
			Body	Shaft	Sprocket	Fastener
1	Silver	Brushed	SUS304	SUS304	PA66	SUS304



YM83 SUS304 tensioning device


How to choose ¹ - ²	Item ¹ -Characteristic ²
Part.	YMXTS-C1

Item ¹	Effective track length (M)	Weight (Kg)
YMXTS	1.35M	7.49

- ① The connection strip can be directly connected to SUS304 conveyor beam, and the installation is convenient.
- ② The fixed tension method needs to be adjusted manually.
- ③ The device is prohibited to use when the product is accumulated.

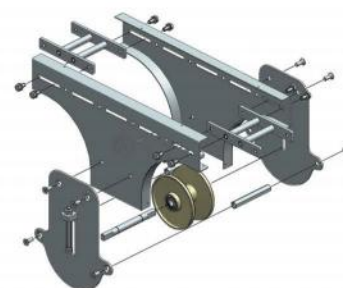
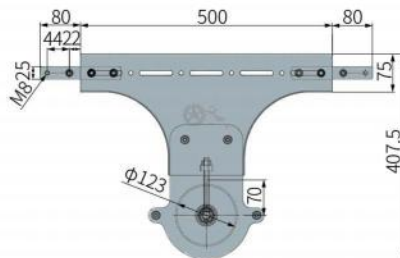
Characteristic ²	Colour	Surface treatment	Material			
			Body	Shaft	Sprocket	Fastener
1	Silver	Brushed	SUS304	SUS304	PA66	SUS304


Conveying
component


YH103 SUS304 tensioning device



Conveying
component



How to choose ①-②	Item ①-Characteristic ②
Part.	YHXTS-C1

Item ①	Effective track length (M)	Weight (Kg)
YHXTS	1.35M	7.93

- ① The connection strip can be directly connected to SUS304 conveyor beam, and the installation is convenient.
- ② The fixed tension method needs to be adjusted manually.
- ③ The device is prohibited to use when the product is accumulated.

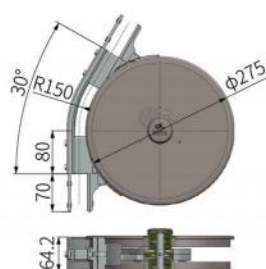
Characteristic ②	Colour	Surface treatment	Material			
			Body	Shaft	Sprocket	Fastener
1	Silver	Brushed	SUS304	SUS304	PA66	SUS304



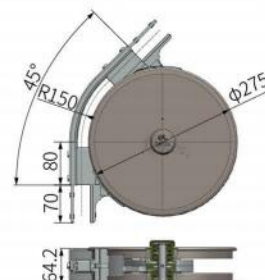
230323

Conveying
component

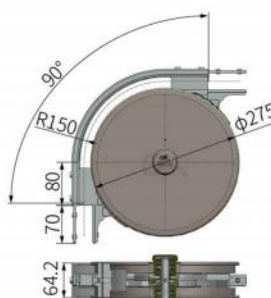
YS44 Wheel bend



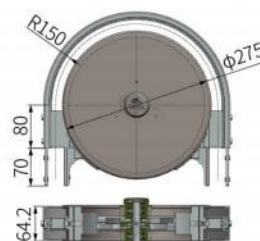
Item : YSBH30R150



Item : YSBH45R150



Item : YSBH90R150



Item : YSBH180R150



How to choose 1-2 Item¹-Characteristic²

Item ¹	Turning angle TA	Turning radius R	Length L	Effective track L (M)		Weight (Kg)
				Single	Double	
YSBH30R150	30°	150	80	0.25M	0.50M	2.60
YSBH45R150	45°			0.30M	0.60M	2.64
YSBH90R150	90°			0.40M	0.80M	2.74
YSBH180R150	180°			0.65M	1.30M	2.84

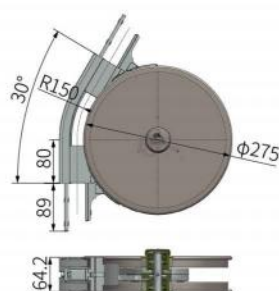
- ① The outer profile with a plastic slide rail to prevent falling off.
- ② The outer single-layer groove is used for connection strips and fasteners.

Characteristic ²	Colour		Surface treatment	Material			
	Body	Circular		Body	Circular	Stents	Fastener
1	Silver	Black	Frosting oxidation	A6063	PA6+GF	ADC12	SUS202
2		Grey					

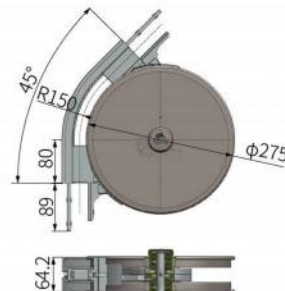
- ③ Manufacturing tolerance with radius $\pm 2\text{mm}$ and angle $\pm 2^\circ$.



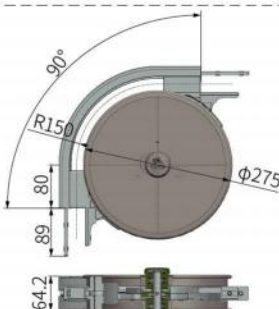
YL51/63 Wheel bend



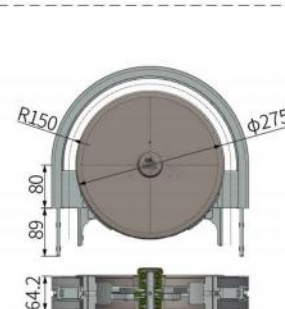
Item : YLBH30R150



Item : YLBH45R150



Item : YLBH90R150



Item : YLBH180R150



How to choose ①-②	Item ①-Characteristic ②
Part.	YLBH30R150-C1

Item ①	Turning angle TA	Turning radius R	Length L	Effective track L (M)		Weight (Kg)
				Single	Double	
YLBH30R150	30°	150	80	0.25M	0.50M	2.85
YLBH45R150	45°			0.30M	0.60M	2.90
YLBH90R150	90°			0.40M	0.80M	3.00
YLBH180R150	180°			0.65M	1.30M	3.10

- ① The outer profile with a plastic slide rail to prevent falling off.
- ② The outer single-layer groove is used for connection strips and fasteners.

Characteristic ②	Colour		Surface treatment	Material			
	Body	Circular		Body	Circular	Stents	Fastener
1	Silver	Black	Frosting oxidation	A6063	PA6+GF	ADC12	SUS202
2		Grey					

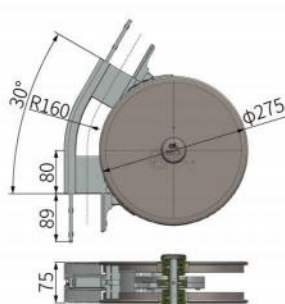
- ③ Manufacturing tolerance with radius $\pm 2\text{mm}$ and angle $\pm 2^\circ$.



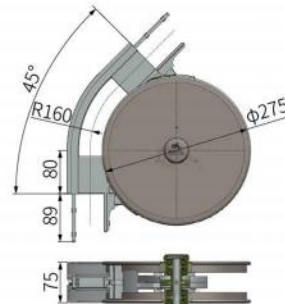
Bend



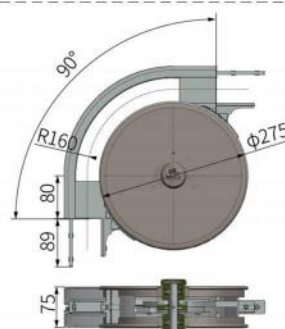
YM83 Wheel bend



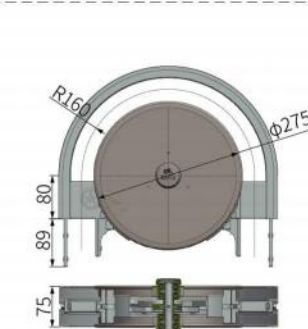
Item : YMBH30R160



Item : YMBH45R160



Item : YMBH90R160



Item : YMBH180R160



How to choose ①-② Item ①-Characteristic ②

Item ①	Turning angle TA	Turning radius R	Length L	Effective track L (M)		Weight (Kg)
				Single	Double	
YMBH30R160	30°	150	80	0.25M	0.50M	3.00
YMBH45R160	45°			0.30M	0.60M	3.05
YMBH90R160	90°			0.40M	0.80M	3.18
YMBH180R160	180°			0.65M	1.30M	3.30

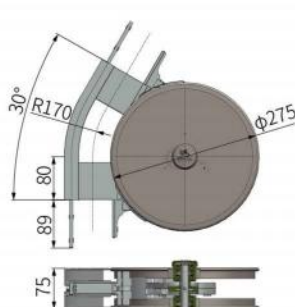
- ① The outer profile with a plastic slide rail to prevent falling off.
- ② The outer single-layer groove is used for connection strips and fasteners.

Characteristic ②	Colour		Surface treatment	Material			
	Body	Circular		Body	Circular	Stents	Fastener
1	Silver	Black	Frosting oxidation	A6063	PA6+GF	ADC12	SUS202
2		Grey					

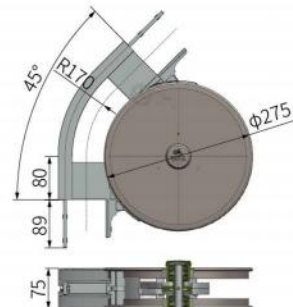
① Manufacturing tolerance with radius $\pm 2\text{mm}$ and angle $\pm 2^\circ$.



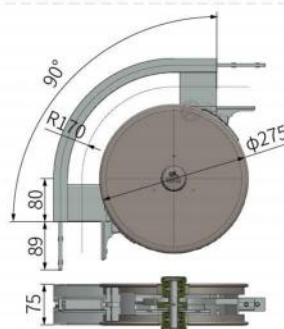
YH103 Wheel bend



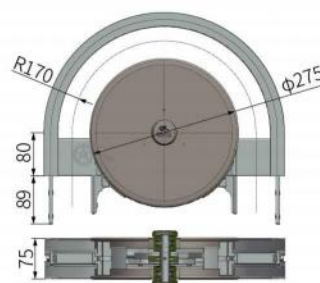
Item : YHBH30R170



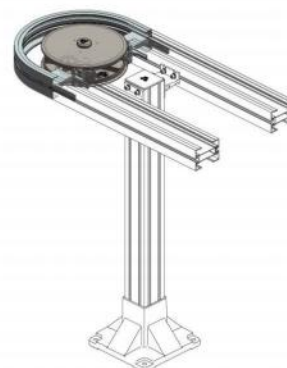
Item : YHBH45R170



Item : YHBH90R170



Item : YHBH180R170



How to choose ①-② Item ①-Characteristic ②

Part.

YHBH30R170-C1

Item ①	Turning angle TA	Turning radius R	Length L	Effective track L (M)		Weight (Kg)
				Single	Double	
YHBH30R170	30°	150	80	0.25M	0.50M	3.10
YHBH45R170	45°			0.30M	0.60M	3.25
YHBH90R170	90°			0.40M	0.80M	3.46
YHBH180R170	180°			0.65M	1.30M	3.84

① The outer profile with a plastic slide rail to prevent falling off.

② The outer single-layer groove is used for connection strips and fasteners.

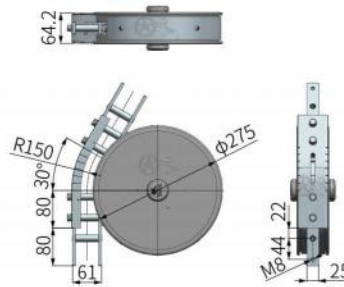
Characteristic ②	Colour		Surface treatment	Material			
	Body	Circular		Body	Circular	Stents	Fastener
1	Silver	Black	Frosting oxidation	A6063	PA6+GF	ADC12	SUS202
2		Grey					

① Manufacturing tolerance with radius $\pm 2\text{mm}$ and angle $\pm 2^\circ$.

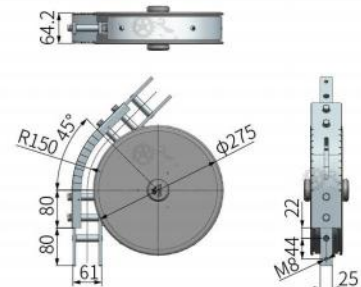

Bend



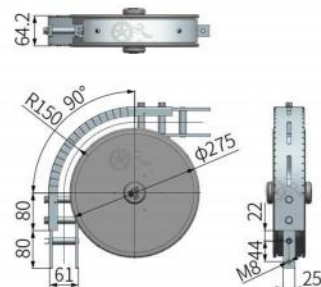
YL51/63 SUS304 horizontal wheel bend



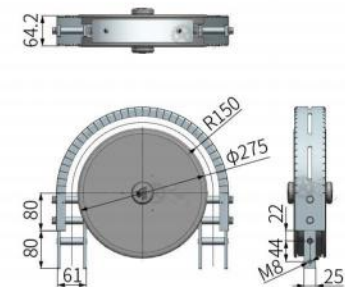
Item : YLXBH30R150



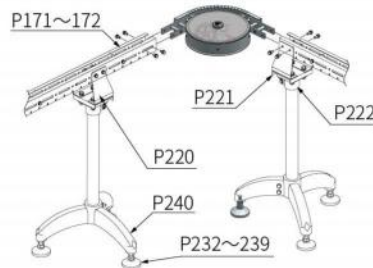
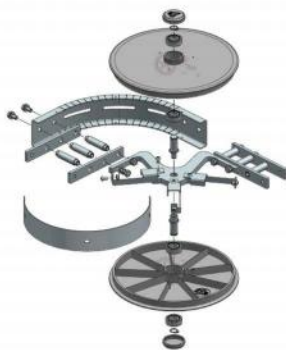
Item : YLXBH45R150



Item : YLXBH90R150



Item : YLXBH180R150



Order	How to choose ①-②	Item ①-Characteristic ②
	Part.	YLXBH30R150-C1

Item ①	Turning angle TA	Turning radius R	Length L	Effective track L (M)		Weight (Kg)
				Single	Double	
YLXBH30R150	30°	150	80	0.25M	0.50M	4.01
YLXBH45R150	45°			0.30M	0.60M	4.07
YLXBH90R150	90°			0.40M	0.80M	4.15
YLXBH180R150	180°			0.65M	1.30M	4.34

- ① The outer profile with a plastic slide rail to prevent falling off.
- ② The outer single-layer groove is used for connection strips and fasteners.

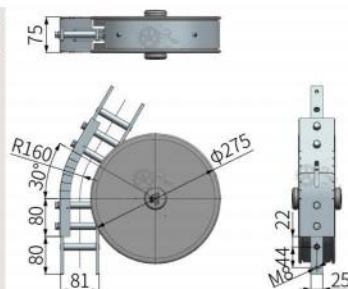
Characteristic ②	Colour		Surface treatment	Material			
	Body	Circular		Body	Circular	Stents	Fastener
1	Silver	Black	Brushed	SUS304	PA6+GF	SUS304	SUS304
2		Grey					

- ③ Manufacturing tolerance with radius $\pm 1\text{mm}$ and angle $\pm 1^\circ$.

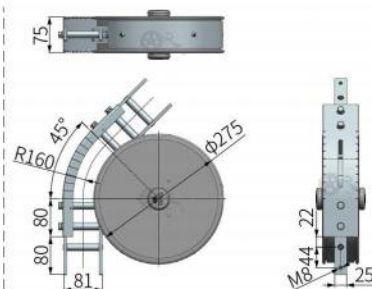


230323

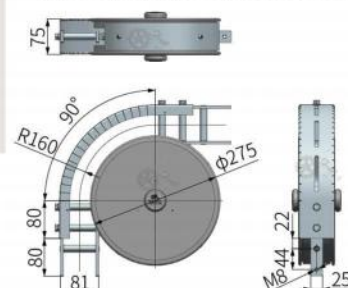
YM83 SUS304 horizontal wheel bend



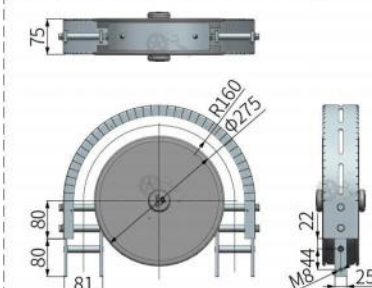
Item : YMXBH30R160



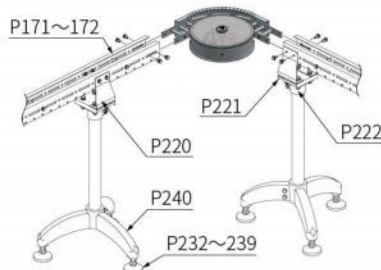
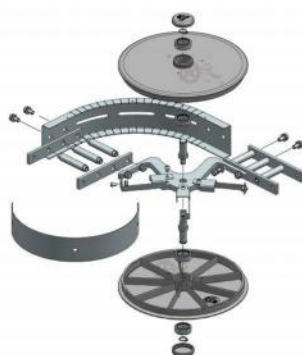
Item : YMXBH45R160



Item : YMXBH90R160



Item : YMXBH180R160



How to choose ①-② Item ①-Characteristic ②

Part.

YMXBH30R160-C1

Item ^①	Turning angle TA	Turning radius R	Length L	Effective track L (M)		Weight (Kg)
				Single	Double	
YMXBH30R160	30°	150	80	0.25M	0.50M	4.32
YMXBH45R160	45°			0.30M	0.60M	4.40
YMXBH90R160	90°			0.40M	0.80M	4.52
YMXBH180R160	180°			0.65M	1.30M	4.84

① The outer profile with a plastic slide rail to prevent falling off.

② The outer single-layer groove is used for connection strips and fasteners.

Characteristic ^②	Colour		Surface treatment	Material			
	Body	Circular		Body	Circular	Stents	Fastener
1	Silver	Black	Brushed	SUS304	PA6+GF	SUS304	SUS304
2		Grey					

③ Manufacturing tolerance with radius $\pm 1\text{mm}$ and angle $\pm 1^\circ$.


P033~049



P171~172



P170



P253~261



P274~281



P286~298

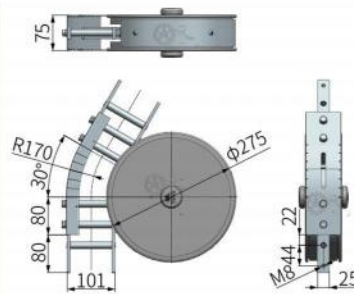


P309~312

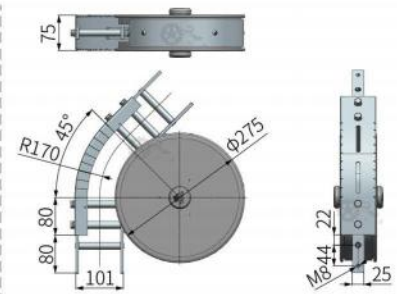
Bend



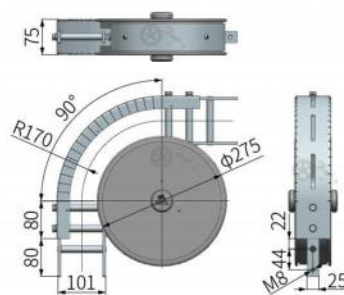
YH103 SUS304 horizontal wheel bend



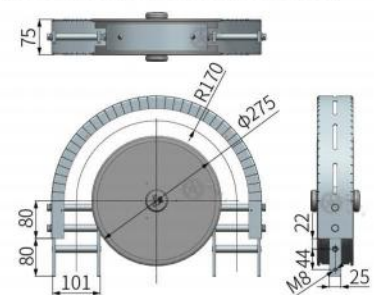
Item : YHXBH30R170



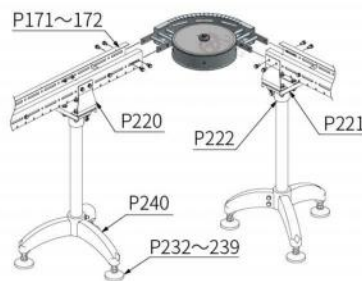
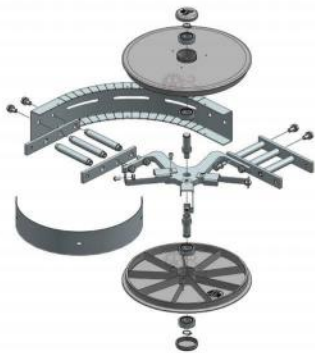
Item : YHXBH45R170



Item : YHXBH90R170



Item : YHXBH180R170



Order	How to choose ①-②	Item ①-Characteristic ②
	Part.	YHXBH30R170-C1

Item ①	Turning angle TA	Turning radius R	Length L	Effective track L (M)		Weight (Kg)
				Single	Double	
YHXBH30R170	30°	150	80	0.25M	0.50M	4.55
YHXBH45R170	45°			0.30M	0.60M	4.65
YHXBH90R170	90°			0.40M	0.80M	4.84
YHXBH180R170	180°			0.65M	1.30M	5.24

- ① The outer profile with a plastic slide rail to prevent falling off.
- ② The outer single-layer groove is used for connection strips and fasteners.

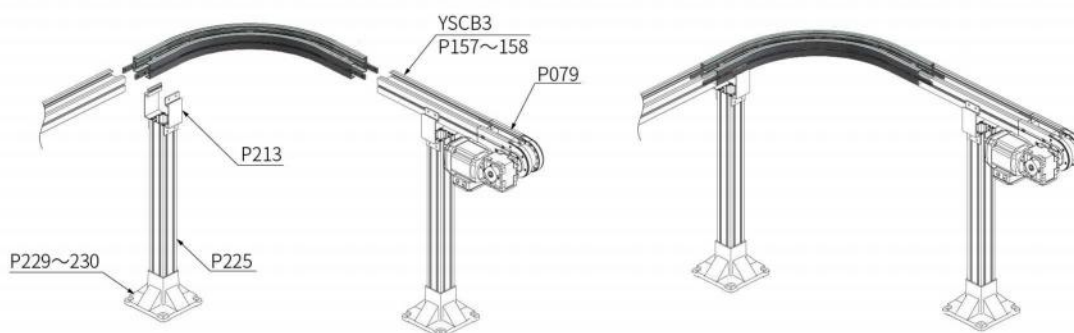
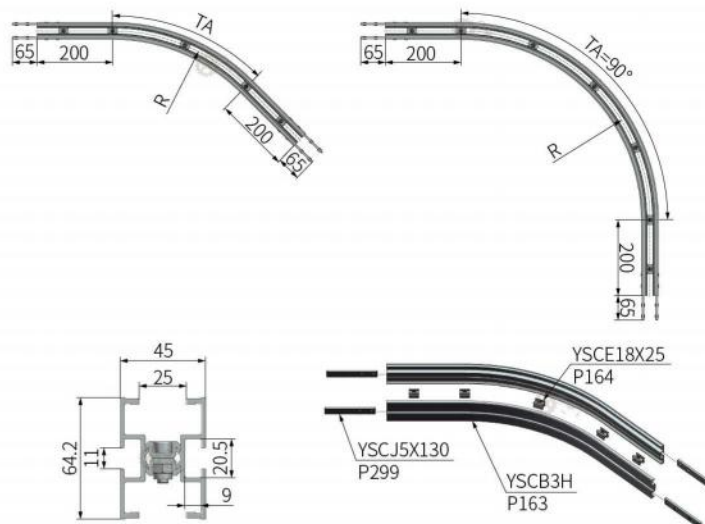
Characteristic ②	Colour		Surface treatment	Material			
	Body	Circular		Body	Circular	Stents	Fastener
1	Silver	Black	Brushed	SUS304	PA6+GF	SUS304	SUS304
2		Grey					

- ③ Manufacturing tolerance with radius $\pm 1\text{mm}$ and angle $\pm 1^\circ$.



230323

YS44 Horizontal plain bends



How to choose ①-② Item ①-Characteristic ②
Part. YSBP30R500-C1

Item ①	Turning angle TA	Turning radius R	Length L	Effective track L (M)		Weight (Kg)
				Single	Double	
YSBP30R500	30°	500	200	0.70M	1.35M	1.47
YSBP30R700		700		0.80M	1.55M	1.58
YSBP30R1000		1000		0.95M	1.85M	1.77
YSBP45R500	45°	500		0.80M	1.60M	1.62
YSBP45R700		700		0.95M	1.90M	1.79
YSBP45R1000		1000		1.20M	2.40M	2.06
YSBP60R500	60°	500		0.95M	1.85M	1.77
YSBP60R700		700		1.15M	2.30M	2.00
YSBP60R1000		1000		1.45M	2.90M	2.36
YSBP90R500	90°	500		1.20M	2.40M	2.06
YSBP90R700		700		1.50M	3.00M	2.42
YSBP90R1000		1000		2.00M	3.95M	2.95

① Matched with slide rail, to prevent falling off.

Characteristic ②	Colour	Surface treatment	Material		
			Body	Article connection	Fastener
1	Silver	Frosting oxidation	A6063	GMS	SUS202

② Manufacturing tolerance with radius ± 2 mm and angle $\pm 2^\circ$.



P015~018



P079



P117



P125



P132



P161~164



P165~166

Bend



P170



P179



P200



P213



P247~261



P263~278



P282~286



P299~312





P019~032

P080~082/
094~096

P118



P126



P133~135



P161~164



P165~166



P167

Bend



P170



P180



P201



P214



P247~261



P263~278



P282~286



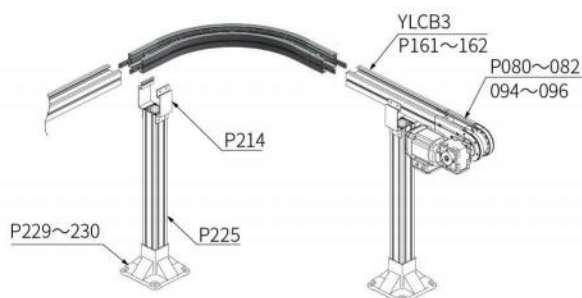
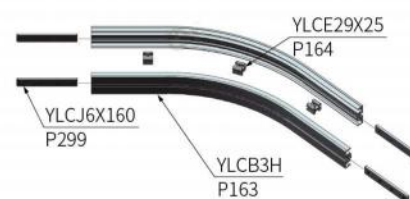
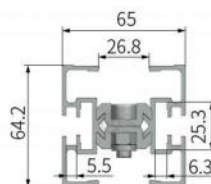
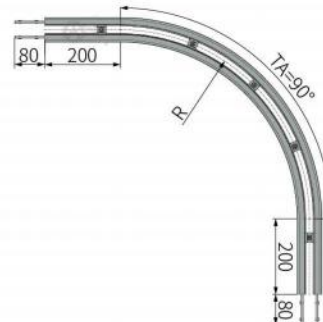
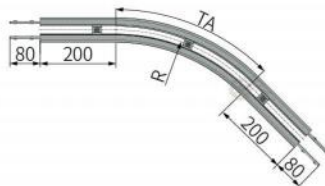
P299~312

Horizontal plain bends



230323

YL51/63 Horizontal plain bends



How to choose ①-② Item ①-Characteristic ②

Part. YLBP30R500-C1

Item ①	Turning angle TA	Turning radius R	Length L	Effective track L (M)		Weight (Kg)
				Single	Double	
YLBP30R500	30°	500	200	0.70M	1.35M	2.12
YLBP30R700		700		0.80M	1.55M	2.33
YLBP30R1000		1000		0.95M	1.85M	2.69
YLBP45R500	45°	500		0.80M	1.60M	2.39
YLBP45R700		700		0.95M	1.90M	2.72
YLBP45R1000		1000		1.20M	2.40M	3.25
YLBP60R500	60°	500		0.95M	1.85M	2.69
YLBP60R700		700		1.15M	2.30M	3.15
YLBP60R1000		1000		1.45M	2.90M	3.84
YLBP90R500	90°	500		1.20M	2.40M	3.25
YLBP90R700		700		1.50M	3.00M	3.92
YLBP90R1000		1000		2.00M	3.95M	4.30

① Matched with slide rail, to prevent falling off.

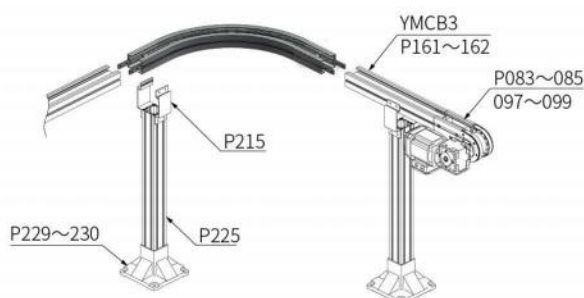
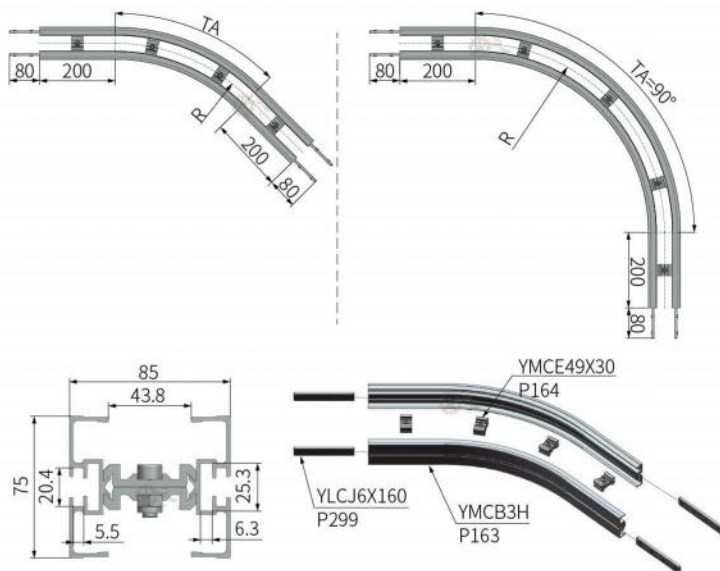
Characteristic ②	Colour	Surface treatment	Material		
			Body	Article connection	Fastener
1	Silver	Frosting oxidation	A6063	GMS	SUS202

② Manufacturing tolerance with radius ± 2 mm and angle $\pm 2^\circ$.



230323

YM83 Horizontal plain bends



How to choose ①-② Item ①-Characteristic ②

Part.

YMBP30R500-C1

Item ①	Turning angle TA	Turning radius R	Length L	Effective track L (M)		Weight (Kg)
				Single	Double	
YMBP30R500	30°	500	200	0.70M	1.35M	2.23
YMBP30R700		700		0.80M	1.55M	2.45
YMBP30R1000		1000		0.95M	1.85M	2.82
YMBP45R500	45°	500		0.80M	1.60M	2.50
YMBP45R700		700		0.95M	1.90M	2.84
YMBP45R1000		1000		1.20M	2.40M	3.33
YMBP60R500	60°	500		0.95M	1.85M	2.80
YMBP60R700		700		1.15M	2.30M	3.28
YMBP60R1000		1000		1.45M	2.90M	3.94
YMBP90R500	90°	500		1.20M	2.40M	3.39
YMBP90R700		700		1.50M	3.00M	4.05
YMBP90R1000		1000		2.00M	3.95M	5.04

① Matched with slide rail, to prevent falling off.

Characteristic ②	Colour	Surface treatment	Material		
			Body	Article connection	Fastener
1	Silver	Frosting oxidation	A6063	GMS	SUS202

② Manufacturing tolerance with radius ± 2 mm and angle $\pm 2^\circ$.



P033~049


P083~085/
097~099


P119



P127



P136~138



P161~164



P165~166



P168



Bend



Bend



P170



P181



P202



P215



P247~261



P263~278



P282~286



P299~312





P050~062

P086~089/
100~102

P120



P128



P139~141



P161~164



P165~166



P169

Bend



P170



P182



P203



P216



P247~261



P263~278



P282~286



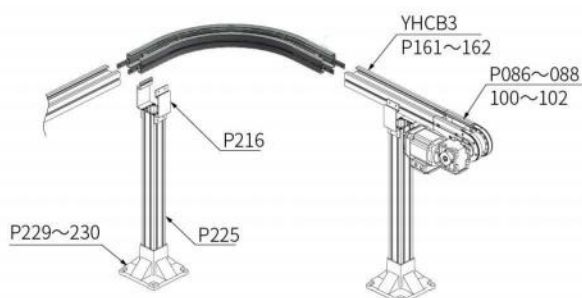

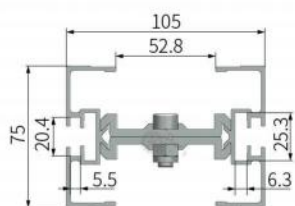
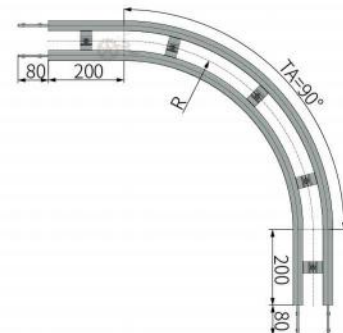
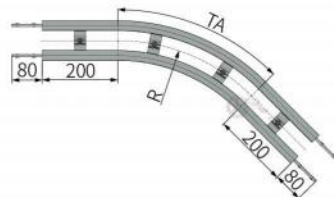
P299~312

Horizontal plain bends



230323

YH103 Horizontal plain bends



How to choose ①-② Item ①-Characteristic ②

Item ①	Turning angle TA	Turning radius R	Length L	Effective track L (M)		Weight (Kg)
				Single	Double	
YHBP30R500	30°	500	200	0.70M	1.35M	2.36
YHBP30R700		700		0.80M	1.55M	2.59
YHBP30R1000		1000		0.95M	1.85M	3.02
YHBP45R500	45°	500		0.80M	1.60M	2.72
YHBP45R700		700		0.95M	1.90M	3.07
YHBP45R1000		1000		1.20M	2.40M	3.68
YHBP60R500	60°	500		0.95M	1.85M	3.02
YHBP60R700		700		1.15M	2.30M	3.56
YHBP60R1000		1000		1.45M	2.90M	4.32
YHBP90R500	90°	500		1.20M	2.40M	3.68
YHBP90R700		700		1.50M	3.00M	4.42
YHBP90R1000		1000		2.00M	3.95M	5.52

① Matched with slide rail, to prevent falling off.

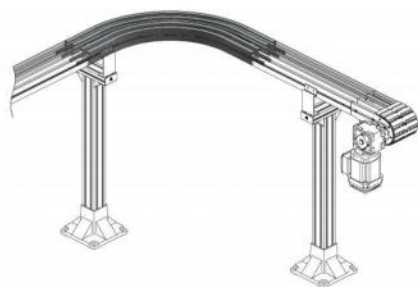
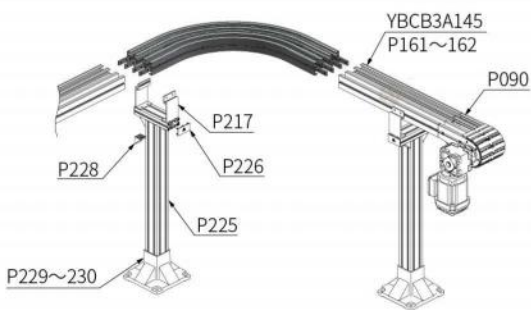
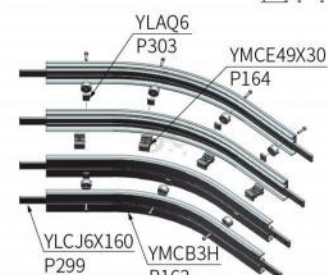
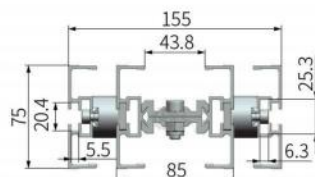
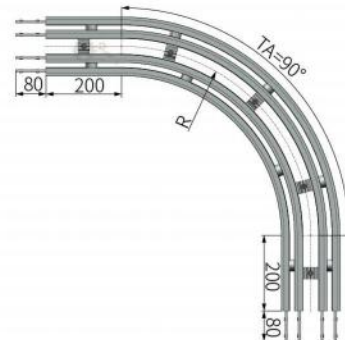
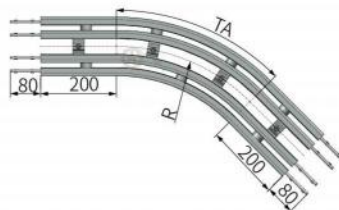
Characteristic ②	Colour	Surface treatment	Material		
			Body	Article connection	Fastener
1	Silver	Frosting oxidation	A6063	GMS	SUS202

② Manufacturing tolerance with radius ± 2 mm and angle $\pm 2^\circ$.



230323

YB145 Horizontal plain bends



How to choose ①-② Item ①-Characteristic ②

Item ①	Turning angle TA	Turning radius R	Length L	Effective track L (M)		Weight (Kg)
				Single	Double	
YBBP30A145R5	30°	500	200	0.70M	1.35M	4.74
YBBP30A145R7		700		0.80M	1.55M	5.26
YBBP30A145R10		1000		0.95M	1.85M	5.98
YBBP45A145R5	45°	500		0.80M	1.60M	5.37
YBBP45A145R7		700		0.95M	1.90M	6.04
YBBP45A145R10		1000		1.20M	2.40M	8.04
YBBP60A145R5	60°	500		0.95M	1.85M	5.94
YBBP60A145R7		700		1.15M	2.30M	6.84
YBBP60A145R10		1000		1.45M	2.90M	8.14
YBBP90A145R5	90°	500		1.20M	2.40M	7.04
YBBP90A145R7		700		1.50M	3.00M	8.39
YBBP90A145R10		1000		2.00M	3.95M	9.72

① Matched with slide rail, to prevent falling off.

Characteristic ②	Colour	Surface treatment	Material		
			Body	Article connection	Fastener
1	Silver	Frosting oxidation	A6063	GMS	SUS202

② Manufacturing tolerance with radius ± 2 mm and angle $\pm 2^\circ$.



P063~066



P090



P121



P142



P161~162



P165~166



P170



P204



P217



P247~261



P263~278

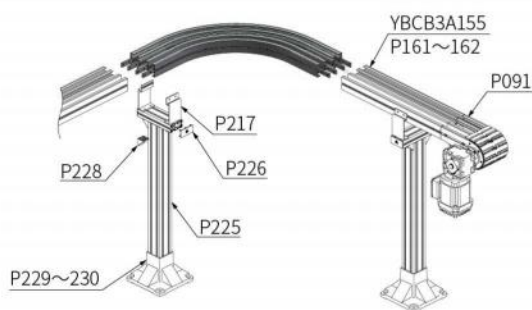
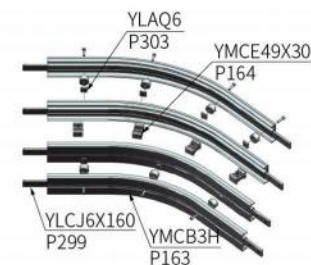
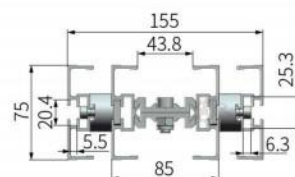
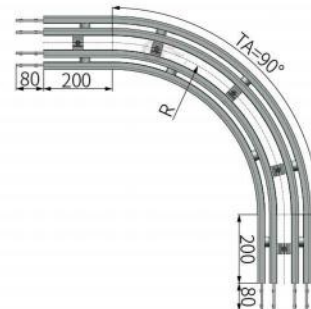
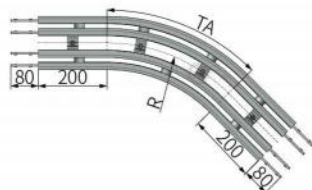


P282~286



P299~312

YB155 Horizontal plain bends



Order	How to choose 1-2	Item 1-Characteristic 2
	Part.	YBBP30A155R5-C1

Item 1	Turning angle TA	Turning radius R	Length L	Effective track L (M)		Weight (Kg)
				Single	Double	
YBBP30A155R5	30°	500	200	0.70M	1.35M	5.04
YBBP30A155R7		700		0.80M	1.55M	5.54
YBBP30A155R10		1000		0.95M	1.85M	6.34
YBBP45A155R5	45°	500		0.80M	1.60M	5.64
YBBP45A155R7		700		0.95M	1.90M	6.34
YBBP45A155R10		1000		1.20M	2.40M	7.34
YBBP60A155R5	60°	500		0.95M	1.85M	6.24
YBBP60A155R7		700		1.15M	2.30M	7.14
YBBP60A155R10		1000		1.45M	2.90M	8.44
YBBP90A155R5	90°	500		1.20M	2.40M	7.34
YBBP90A155R7		700		1.50M	3.00M	8.74
YBBP90A155R10		1000		2.00M	3.95M	10.74

● Matched with slide rail, to prevent falling off.

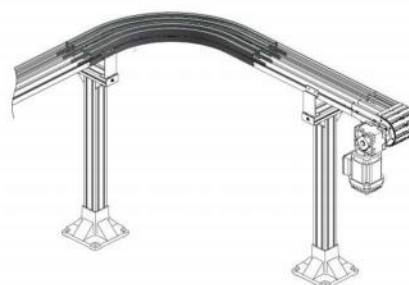
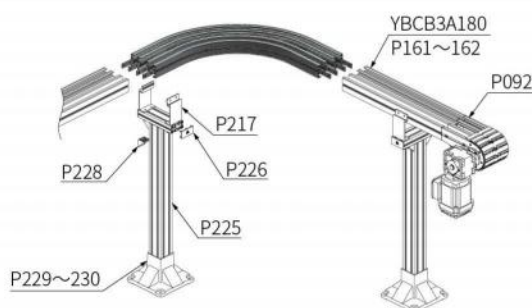
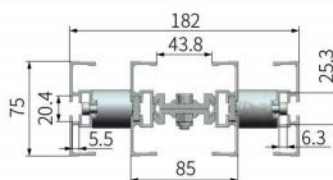
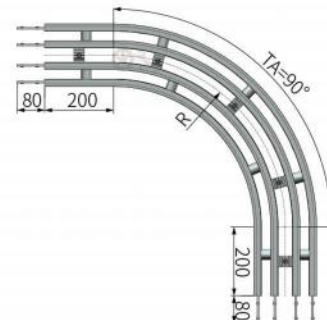
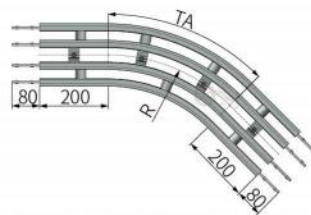
Characteristic 2	Colour	Surface treatment	Material		
			Body	Article connection	Fastener
1	Silver	Frosting oxidation	A6063	GMS	SUS202

● Manufacturing tolerance with radius $\pm 2\text{mm}$ and angle $\pm 2^\circ$.



230323

YB180 Horizontal plain bends



How to choose ①-② Item ①-Characteristic ②

Part.

YBBP30A180R5-C1

Item ①	Turning angle TA	Turning radius R	Length L	Effective track L (M)		Weight (Kg)
				Single	Double	
YBBP30A180R5	30°	500	200	0.70M	1.35M	5.34
YBBP30A180R7		700		0.80M	1.55M	5.84
YBBP30A180R10		1000		0.95M	1.85M	6.64
YBBP45A180R5	45°	500		0.80M	1.60M	5.94
YBBP45A180R7		700		0.95M	1.90M	6.64
YBBP45A180R10		1000		1.20M	2.40M	7.64
YBBP60A180R5	60°	500		0.95M	1.85M	6.54
YBBP60A180R7		700		1.15M	2.30M	7.44
YBBP60A180R10		1000		1.45M	2.90M	8.74
YBBP90A180R5	90°	500		1.20M	2.40M	7.64
YBBP90A180R7		700		1.50M	3.00M	9.04
YBBP90A180R10		1000		2.00M	3.95M	11.04

① Matched with slide rail, to prevent falling off.

Characteristic ②	Colour	Surface treatment	Material		
			Body	Article connection	Fastener
1	Silver	Frosting oxidation	A6063	GMS	SUS202

① Manufacturing tolerance with radius ± 2 mm and angle $\pm 2^\circ$.



P070~073



P092



P123



P144



P161~164



P165~166



P170



Bend



Bend



P206



P217



P247~261



P263~278



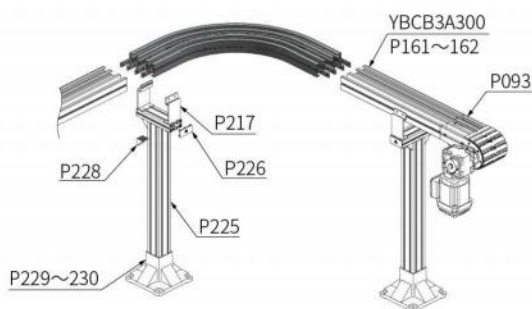
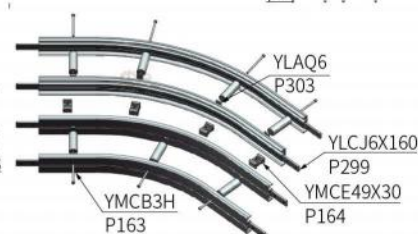
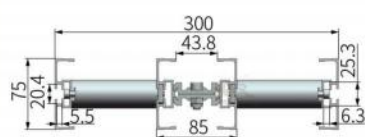
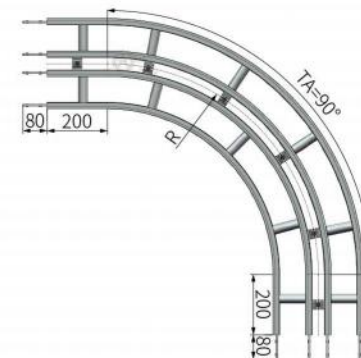
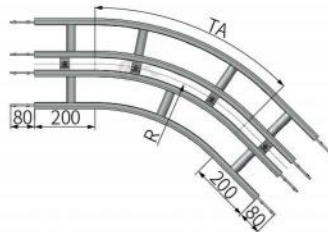
P282~286



P299~312



YB300 Horizontal plain bends



How to choose ①-② Item ①-Characteristic ②
Part. YBBP30A300R7-C1

Item ①	Turning angle TA	Turning radius R	Length L	Effective track L (M)		Weight (Kg)
				Single	Double	
YBBP30A300R7	30°	700	200	0.80M	1.55M	6.44
YBBP30A300R10		1000		0.95M	1.85M	7.24
YBBP45A300R7	45°	700		0.95M	1.90M	7.24
YBBP45A300R10		1000		1.20M	2.40M	8.24
YBBP60A300R7	60°	700		1.15M	2.30M	8.04
YBBP60A300R10		1000		1.45M	2.90M	9.34
YBBP90A300R7	90°	700		1.50M	3.00M	9.64
YBBP90A300R10		1000		2.00M	3.95M	11.64

① Matched with slide rail, to prevent falling off.

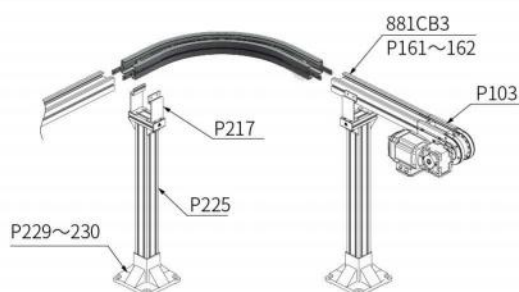
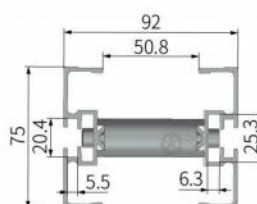
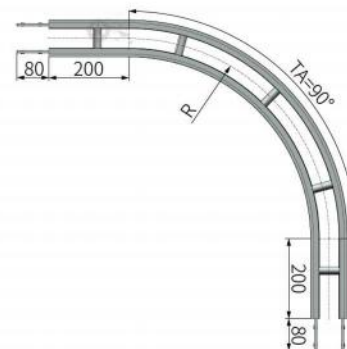
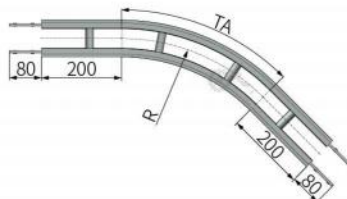
Characteristic ②	Colour	Surface treatment	Material		
			Body	Article connection	Fastener
1	Silver	Frosting oxidation	A6063	GMS	SUS202

② Manufacturing tolerance with radius $\pm 2\text{mm}$ and angle $\pm 2^\circ$.



230323

881TAB Horizontal plain bends



How to choose ①-② Item ①-Characteristic ②

Part.

881BP30R500-C1

Item ①	Turning angle TA	Turning radius R	Length L	Effective track L (M)		Weight (Kg)
				Single	Double	
881BP30R500	30°	500	200	0.70M	1.35M	2.32
881BP30R700		700		0.80M	1.55M	2.54
881BP30R1000		1000		0.95M	1.85M	2.92
881BP45R500	45°	500		0.80M	1.60M	2.60
881BP45R700		700		0.95M	1.90M	2.92
881BP45R1000		1000		1.20M	2.40M	3.42
881BP60R500	60°	500		0.95M	1.85M	2.92
881BP60R700		700		1.15M	2.30M	3.37
881BP60R1000		1000		1.45M	2.90M	4.02
881BP90R500	90°	500		1.20M	2.40M	3.49
881BP90R700		700		1.50M	3.00M	4.15
881BP90R1000		1000		2.00M	3.95M	5.14

① Matched with slide rail, to prevent falling off.

Characteristic ②	Colour	Surface treatment	Material		
			Body	Article connection	Fastener
1	Silver	Frosting oxidation	A6063	GMS	SUS202

② Manufacturing tolerance with radius ± 2 mm and angle $\pm 2^\circ$.



P076



P103



P146



P161~164



P165~166



P170



P217

Bend



P247~261



P263~278



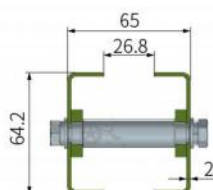
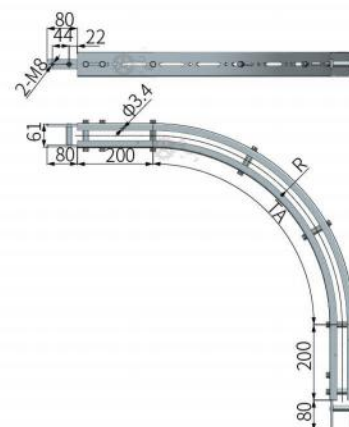
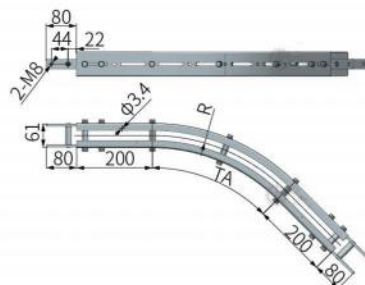
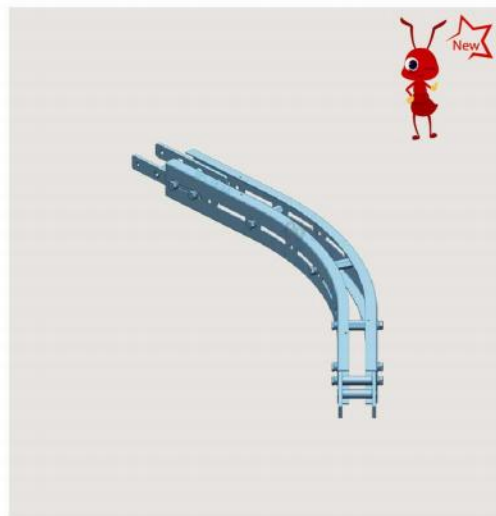
P282~286



P299~312



YL51/63 SUS304 horizontal plain bends



How to choose ①-② Item ①-Characteristic ②

Item ①	Turning angle TA	Turning radius R	Length L	Effective track L (M)		Weight (Kg)
				Single	Double	
YLXBP30R500	30°	500	200	0.70M	1.35M	3.18
YLXBP30R700		700		0.80M	1.55M	3.47
YLXBP30R1000		1000		0.95M	1.85M	4.02
YLXBP45R500	45°	500		0.80M	1.60M	3.65
YLXBP45R700		700		0.95M	1.90M	4.09
YLXBP45R1000		1000		1.20M	2.40M	4.76
YLXBP60R500	60°	500		0.95M	1.85M	4.02
YLXBP60R700		700		1.15M	2.30M	4.62
YLXBP60R1000		1000		1.45M	2.90M	5.61
YLXBP90R500	90°	500		1.20M	2.40M	4.87
YLXBP90R700		700		1.50M	3.00M	5.76
YLXBP90R1000		1000		2.00M	3.95M	7.20

① Matched with slide rail, to prevent falling off.

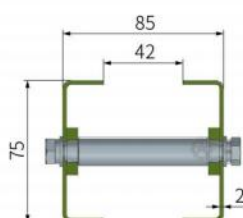
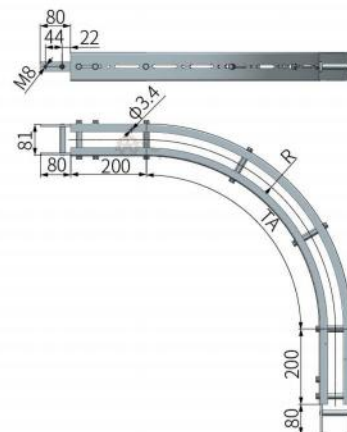
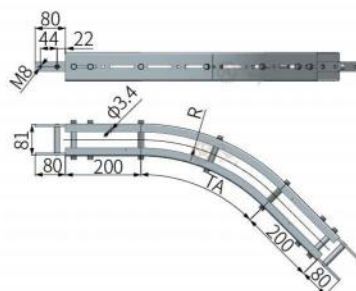
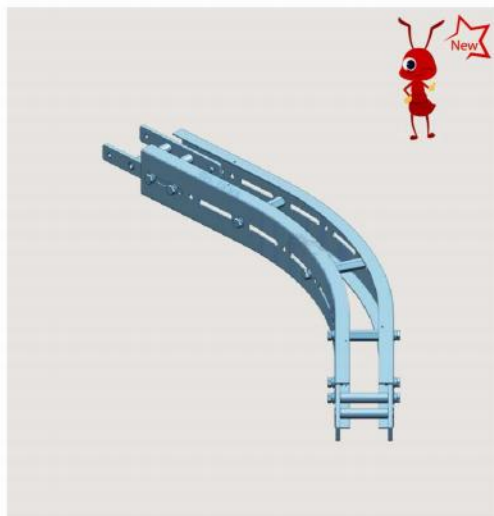
Characteristic ②	Colour	Surface treatment	Material		
			Body	Article connection	Fastener
1	Silver	Brushed	SUS304	SUS304	SUS304

② Manufacturing tolerance with radius ± 5 mm and angle $\pm 1^\circ$.



230323

YM83 SUS304 horizontal plain bends



How to choose ①-② Item ①-Characteristic ②

Item ①	Turning angle TA	Turning radius R	Length L	Effective track L (M)		Weight (Kg)
				Single	Double	
YMXBP30R500	30°	500	200	0.70M	1.35M	3.64
YMXBP30R700		700		0.80M	1.55M	4.01
YMXBP30R1000		1000		0.95M	1.85M	4.65
YMXBP45R500	45°	500		0.80M	1.60M	4.23
YMXBP45R700		700		0.95M	1.90M	4.74
YMXBP45R1000		1000		1.20M	2.40M	5.52
YMXBP60R500	60°	500		0.95M	1.85M	4.65
YMXBP60R700		700		1.15M	2.30M	5.36
YMXBP60R1000		1000		1.45M	2.90M	6.52
YMXBP90R500	90°	500		1.20M	2.40M	5.67
YMXBP90R700		700		1.50M	3.00M	6.69
YMXBP90R1000		1000		2.00M	3.95M	8.38

① Matched with slide rail, to prevent falling off.

Characteristic ②	Colour	Surface treatment	Material		
			Body	Article connection	Fastener
1	Silver	Brushed	SUS304	SUS304	SUS304

① Manufacturing tolerance with radius ± 5 mm and angle $\pm 1^\circ$.



P033~049



P108~110



P126



P151~153



P171~172



P173~174



P176



P176



P176



P170



P184



P209



P215~220



P253~261



P274~281



P286~298



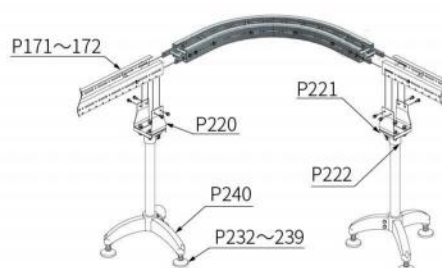
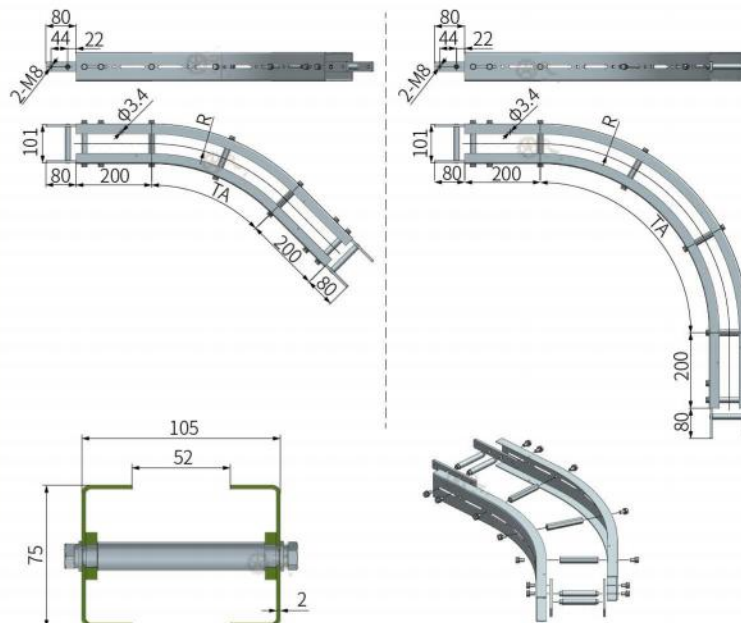
P309~312



P309~312



YH103 SUS304 horizontal plain bends



How to choose ①-② Item ①-Characteristic ②
Part. YHXP30R500-C1

Item ①	Turning angle TA	Turning radius R	Length L	Effective track L (M)		Weight (Kg)
				Single	Double	
YHXP30R500	30°	500	200	0.70M	1.35M	4.05
YHXP30R700		700		0.80M	1.55M	4.42
YHXP30R1000		1000		0.95M	1.85M	5.13
YHXP45R500	45°	500		0.80M	1.60M	4.67
YHXP45R700		700		0.95M	1.90M	5.22
YHXP45R1000		1000		1.20M	2.40M	6.09
YHXP60R500	60°	500		0.95M	1.85M	5.13
YHXP60R700		700		1.15M	2.30M	5.91
YHXP60R1000		1000		1.45M	2.90M	7.18
YHXP90R500	90°	500		1.20M	2.40M	6.26
YHXP90R700		700		1.50M	3.00M	7.38
YHXP90R1000		1000		2.00M	3.95M	9.23

① Matched with slide rail, to prevent falling off.

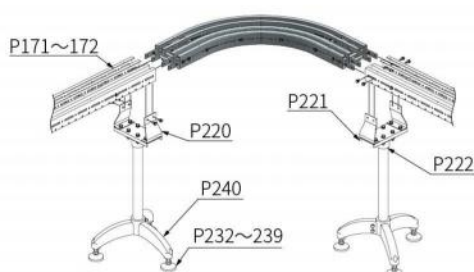
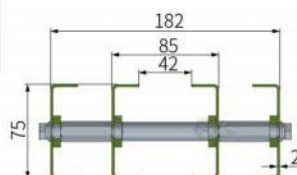
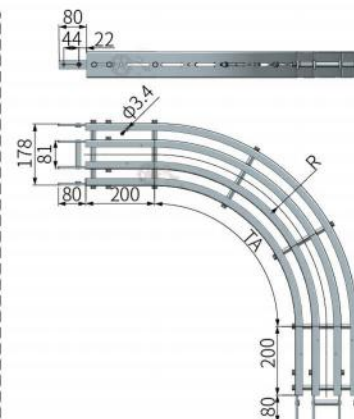
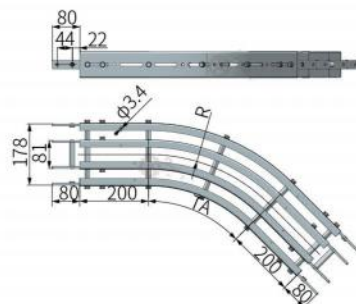
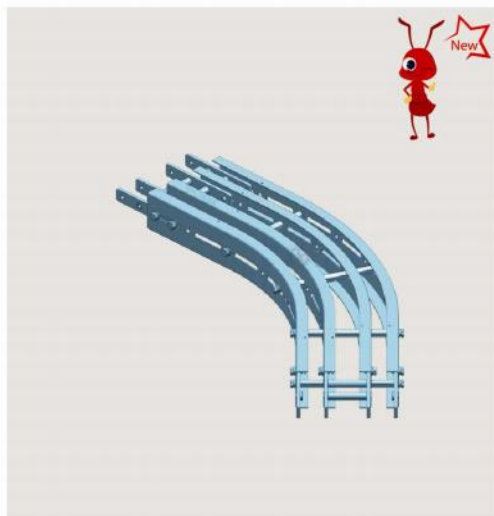
Characteristic ②	Colour	Surface treatment	Material		
			Body	Article connection	Fastener
1	Silver	Brushed	SUS304	SUS304	SUS304

② Manufacturing tolerance with radius $\pm 5\text{mm}$ and angle $\pm 1^\circ$.



230323

YB180 SUS304 horizontal plain bends



How to choose ①-② Item ①-Characteristic ②

Part.

YB180XBP30R500-C1

Item ①	Turning angle TA	Turning radius R	Length L	Effective track L (M)		Weight (Kg)
				Single	Double	
YB180XBP30R500	30°	500	200	0.70M	1.35M	7.16
YB180XBP30R700		700		0.80M	1.55M	7.83
YB180XBP30R1000		1000		0.95M	1.85M	9.10
YB180XBP45R500	45°	500		0.80M	1.60M	8.25
YB180XBP45R700		700		0.95M	1.90M	9.26
YB180XBP45R1000		1000		1.20M	2.40M	10.81
YB180XBP60R500	60°	500		0.95M	1.85M	9.10
YB180XBP60R700		700		1.15M	2.30M	10.49
YB180XBP60R1000		1000		1.45M	2.90M	12.77
YB180XBP90R500	90°	500		1.20M	2.40M	11.13
YB180XBP90R700		700		1.50M	3.00M	13.12
YB180XBP90R1000		1000		2.00M	3.95M	16.45

① Matched with slide rail, to prevent falling off.

Characteristic ②	Colour	Surface treatment	Material		
			Body	Article connection	Fastener
1	Silver	Brushed	SUS304	SUS304	SUS304

① Manufacturing tolerance with radius ± 5 mm and angle $\pm 1^\circ$.



P070~073



P115



P157



P171~172



P173~174



P170



P211

Bend



P215~220



P253~261



P274~281



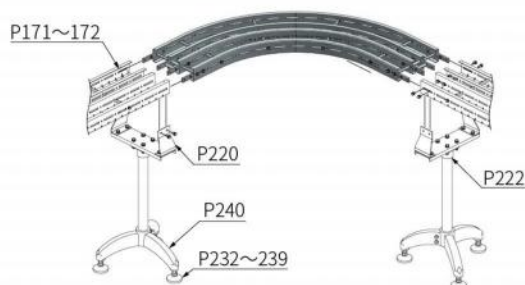
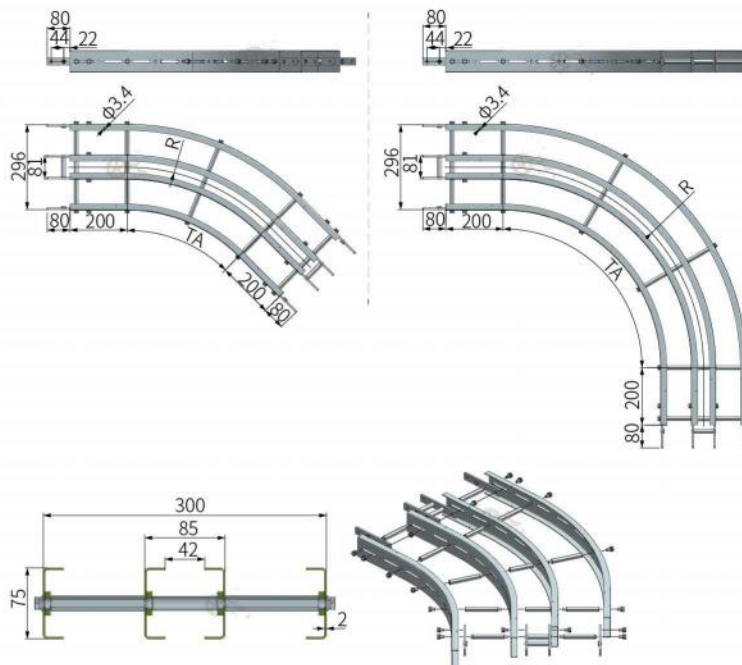
P286~298



P309~312



YB300 SUS304 horizontal plain bends



How to choose ①-②	Item ①-Characteristic ②
Part.	YB300XBP30R700-C1

Item ①	Turning angle TA	Turning radius R	Length L	Effective track L (M)		Weight (Kg)
				Single	Double	
YB300XBP30R700	30°	700	200	0.80M	1.55M	8.54
YB300XBP30R1000		1000		0.95M	1.85M	9.91
YB300XBP45R700		700		0.95M	1.90M	10.09
YB300XBP45R1000	45°	1000		1.20M	2.40M	11.76
YB300XBP60R700		700		1.15M	2.30M	11.41
YB300XBP60R1000		1000		1.45M	2.90M	13.88
YB300XBP90R700	90°	700		1.50M	3.00M	14.17
YB300XBP90R1000		1000		2.00M	3.95M	17.85

● Matched with slide rail, to prevent falling off.

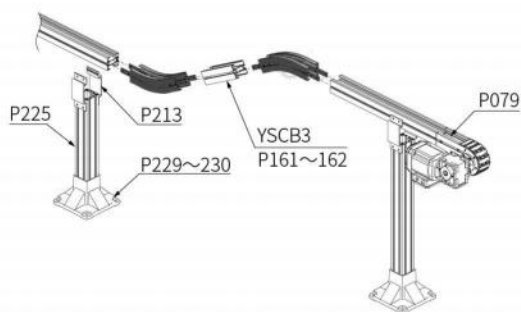
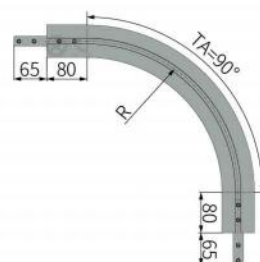
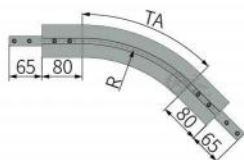
Characteristic ②	Colour	Surface treatment	Material		
			Body	Article connection	Fastener
1	Silver	Brushed	SUS304	SUS304	SUS304

● Manufacturing tolerance with radius ± 5 mm and angle $\pm 1^\circ$.



230323

YS44 Vertical bends



How to choose ❶-❷ Item ❶-Characteristic ❷
Part. YSBV5R300-C1

Item ❶	Turning angle TA	Turning radius R	Length L	Effective track L (M)		Weight (Kg)
				Single	Double	
YSBV5R300	5°	300	80	0.20M	0.40M	1.10
YSBV30R300	30°			0.35M	0.65M	1.31
YSBV45R300	45°			0.40M	0.80M	1.46
YSBV60R300	60°			0.50M	0.95M	1.62
YSBV90R300	90°			0.70M	1.30M	1.89

- ❶ The outer profile with a plastic slide rail to prevent falling off.
- ❷ The outer single-layer groove is used for connection strips and fasteners.

Characteristic ❷	Colour	Surface treatment	Material		
			Body	Article connection	Fastener
1	Silver	Frosting oxidation	A6063	GMS	SUS202

- ❶ Manufacturing tolerance with radius $\pm 2\text{mm}$ and angle $\pm 2^\circ$.



P015~018



P079



P117



P125



P132



P161~164



P165~166

Bend



P170



P179



P186



P213



P247~261



P263~278



P282~286



P299~312





P050~062

P086~089/
100~102

P120



P128



P139~141



P161~164



P165~166



P169

Bend



P170



P182



P189



P213



P247~261



P263~278



P282~286



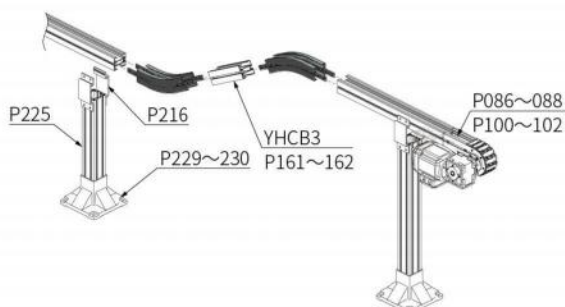

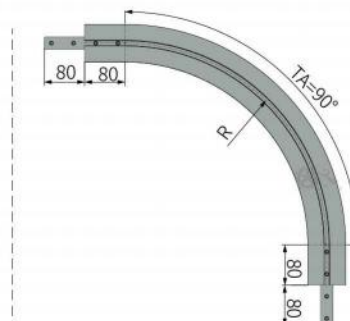
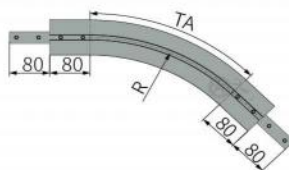
P299~312

Vertical bends



230323

YH103 Vertical bends



How to choose ①-② Item ①-Characteristic ②

Item❶	Turning angle TA	Turning radius R	Length L	Effective track L (M)		Weight (Kg)
				Single	Double	
YHBV5R400	5°	300	80	0.20M	0.40M	1.32
YHBV7R400	7°			0.20M	0.40M	1.34
YHBV15R400	15°			0.25M	0.50M	1.44
YHBV30R400	30°	1000		0.35M	0.65M	1.62
YHBV45R400	45°			0.45M	0.80M	1.90
YHBV60R400	60°			0.50M	0.95M	1.97
YHBV90R400	90°			0.70M	1.30M	2.44
YHBV45R1000	45°			0.95M	1.90M	3.12
YHBV90R1000	90°			1.75M	3.50M	4.88

① The outer profile with a plastic slide rail to prevent falling off.

② The outer single-layer groove is used for connection strips and fasteners.

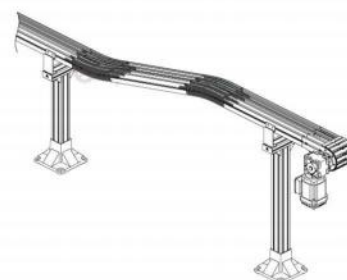
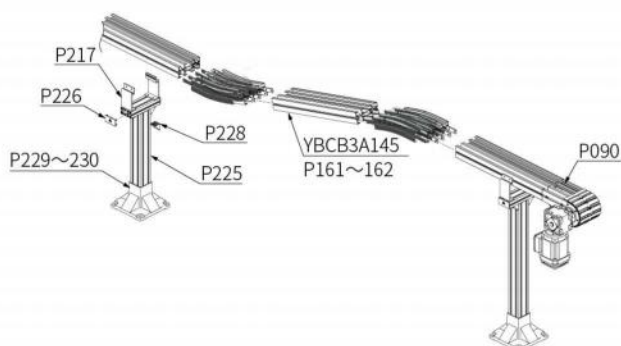
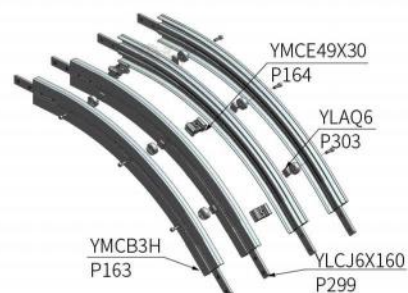
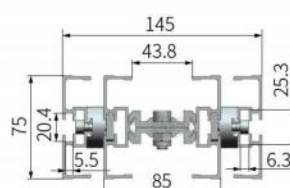
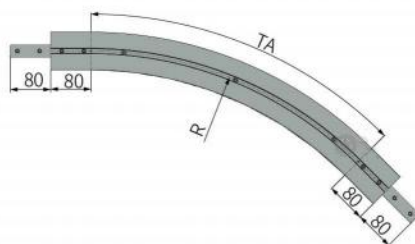
Characteristic ②	Colour	Surface treatment	Material		
			Body	Article connection	Fastener
1	Silver	Frosting oxidation	A6063	GMS	SUS202

③ Manufacturing tolerance with radius $\pm 2\text{mm}$ and angle $\pm 2^\circ$.



230323

YB145 Vertical bends



How to choose ①-②	Item ①-Characteristic ②
Part.	YBBV5A145R750-C1

Item ①	Turning angle TA	Turning radius R	Length L	Effective track L (M)		Weight (Kg)
				Single	Double	
YBBV5A145R750	5°	750	80	0.25M	0.50M	1.92
YBBV15A145R750	15°			0.35M	0.65M	2.52
YBBV45A145R750	45°			0.40M	0.75M	3.12

- ① The outer profile with a plastic slide rail to prevent falling off.
- ② The outer single-layer groove is used for connection strips and fasteners.

Characteristic ②	Colour	Surface treatment	Material		
			Body	Article connection	Fastener
1	Silver	Frosting oxidation	A6063	GMS	SUS202

- ③ Manufacturing tolerance with radius $\pm 2\text{mm}$ and angle $\pm 2^\circ$.



P063~066



P090



P121



P142



P161~164



P165~166



P170

Bend



P190



P217~218



P247~261



P263~278



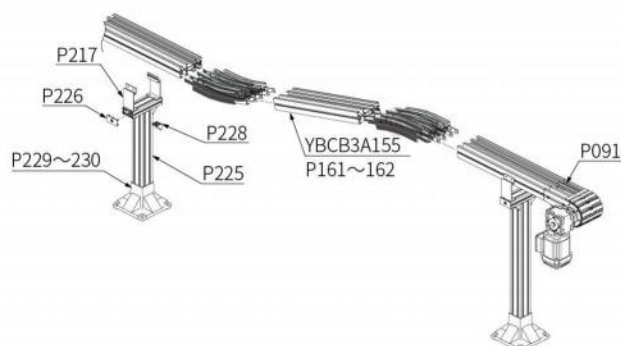
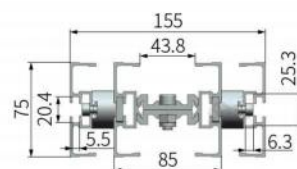

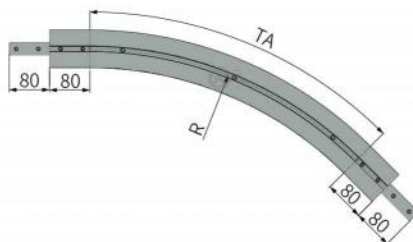
P282~286



P299~312



YB155 Vertical bends



How to choose ①-②	Item ①-Characteristic ②
Part.	
	YBBV5A155R750-C1

Item ①	Turning angle TA	Turning radius R	Length L	Effective track L (M)		Weight (Kg)
				Single	Double	
YBBV5A155R750	5°	750	80	0.25M	0.50M	2.10
YBBV15A155R750	15°			0.35M	0.65M	2.70
YBBV45A155R750	45°			0.40M	0.75M	3.30

- ① The outer profile with a plastic slide rail to prevent falling off.
- ② The outer single-layer groove is used for connection strips and fasteners.

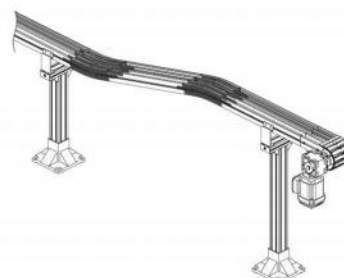
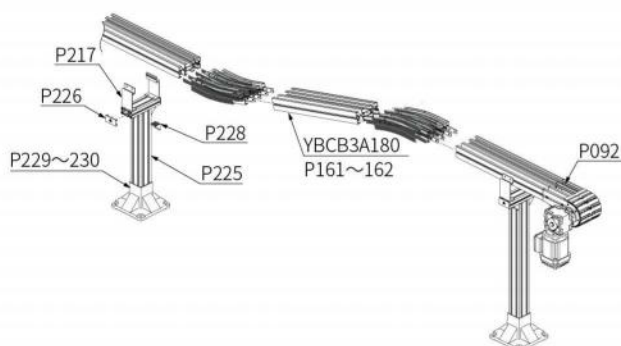

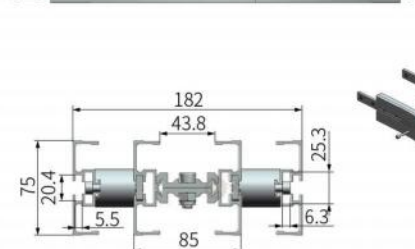
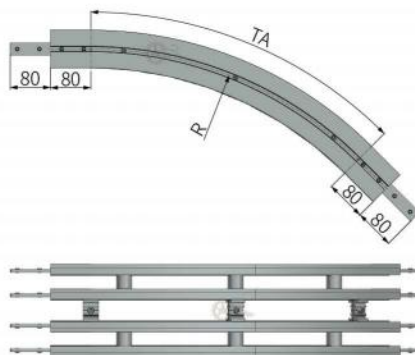
Characteristic ②	Colour	Surface treatment	Material		
			Body	Article connection	Fastener
1	Silver	Frosting oxidation	A6063	GMS	SUS202

- ③ Manufacturing tolerance with radius $\pm 2\text{mm}$ and angle $\pm 2^\circ$.



230323

YB180 Vertical bends



How to choose ①-②	Item ①-Characteristic ②
Part.	YBBV5A180R750-C1

Item ①	Turning angle TA	Turning radius R	Length L	Effective track L (M)		Weight (Kg)
				Single	Double	
YBBV5A180R750	5°	750	80	0.25M	0.50M	2.12
YBBV15A180R750	15°			0.35M	0.65M	2.72
YBBV45A180R750	45°			0.40M	0.75M	3.52

- ① The outer profile with a plastic slide rail to prevent falling off.
- ② The outer single-layer groove is used for connection strips and fasteners.

Characteristic ②	Colour	Surface treatment	Material		
			Body	Article connection	Fastener
1	Silver	Frosting oxidation	A6063	GMS	SUS202

- ③ Manufacturing tolerance with radius $\pm 2\text{mm}$ and angle $\pm 2^\circ$.



P070~073



P092



P123



P144



P161~163



P165~166



P170



P192



P217~218



P247~261



P263~278



P282~286



P299~312





P019~032

P080~082/
094~096

P118



P126



P133~135



P161~164



P165~166



P167

Bend



P170



P180



P187



P214



P247~261



P263~278



P282~286



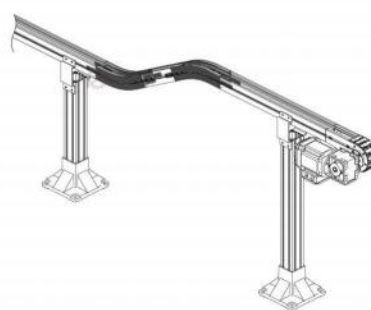
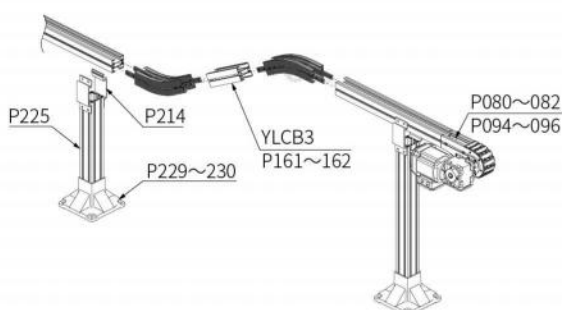
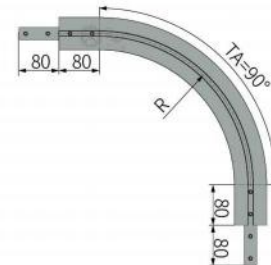
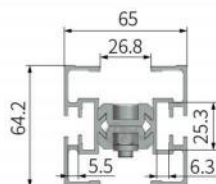
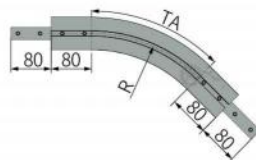
P299~312

Vertical bends



230323

YL51/63 Vertical bends



How to choose ①-② Item ①-Characteristic ②

Part.

YLBV5R300-C1

Item❶	Turning angle TA	Turning radius R	Length L	Effective track L (M)		Weight (Kg)
				Single	Double	
YLBV5R300	5°	300	80	0.20M	0.40M	1.12
YLBV7R300	7°			0.20M	0.40M	1.16
YLBV15R300	15°			0.25M	0.50M	1.24
YLBV30R300	30°	1000		0.35M	0.65M	1.32
YLBV45R300	45°			0.45M	0.80M	1.44
YLBV60R300	60°			0.50M	0.95M	1.54
YLBV90R300	90°			0.70M	1.30M	1.86
YLBV45R1000	45°			0.95M	1.90M	2.72
YLBV90R1000	90°			1.75M	3.50M	4.28

① The outer profile with a plastic slide rail to prevent falling off.

② The outer single-layer groove is used for connection strips and fasteners.

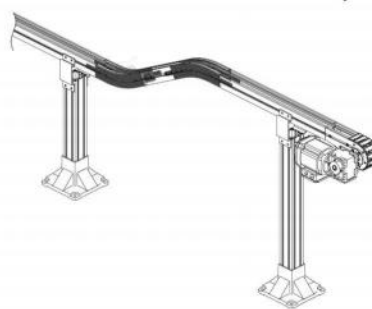
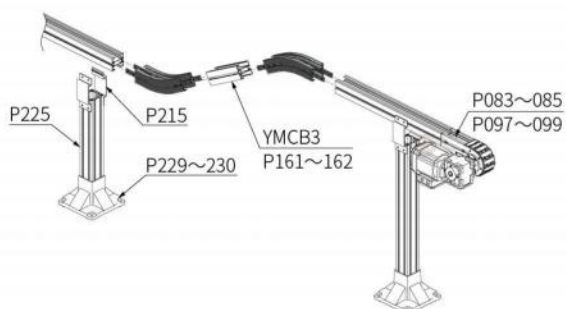
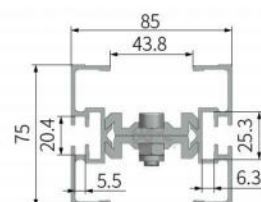
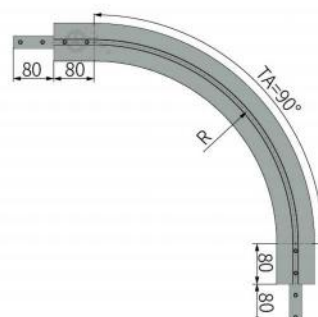
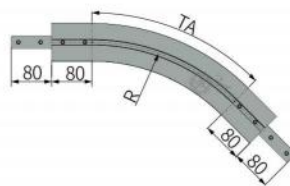
Characteristic ②	Colour	Surface treatment	Material		
			Body	Article connection	Fastener
1	Silver	Frosting oxidation	A6063	GMS	SUS202

③ Manufacturing tolerance with radius $\pm 2\text{mm}$ and angle $\pm 2^\circ$.



230323

YM83 Vertical bends



How to choose ①-②	Item ①-Characteristic ②
Part.	YMBV5R400-C1

Item❶	Turning angle TA	Turning radius R	Length L	Effective track L (M)		Weight (Kg)
				Single	Double	
YMBV5R400	5°	300	80	0.20M	0.40M	1.22
YMBV7R400	7°			0.20M	0.40M	1.28
YMBV15R400	15°			0.25M	0.50M	1.32
YMBV30R400	30°	1000		0.35M	0.65M	1.52
YMBV45R400	45°			0.45M	0.80M	1.80
YMBV60R400	60°			0.50M	0.95M	1.92
YMBV90R400	90°			0.70M	1.30M	2.02
YMBV45R1000	45°			0.95M	1.90M	2.89
YMBV90R1000	90°			1.75M	3.50M	4.54

- ① The outer profile with a plastic slide rail to prevent falling off.
- ② The outer single-layer groove is used for connection strips and fasteners.

Characteristic ②	Colour	Surface treatment	Material		
			Body	Article connection	Fastener
1	Silver	Frosting oxidation	A6063	GMS	SUS202

- ③ Manufacturing tolerance with radius $\pm 2\text{mm}$ and angle $\pm 2^\circ$.



P033~049


P083~085/
P097~099


P119



P127



P136~138



P161~164



P165~166



P168



P170



P181



P188



P214



P247~261



P263~278



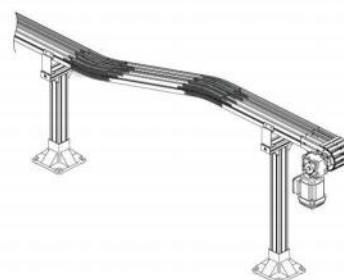
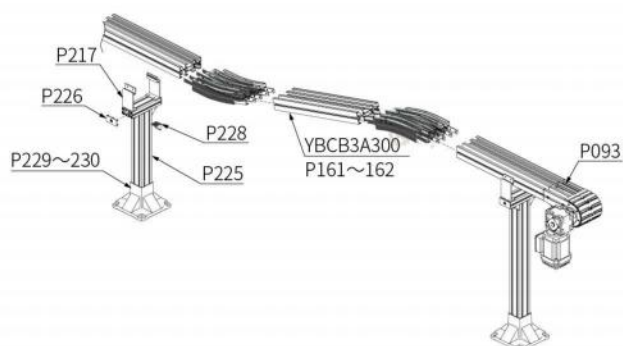

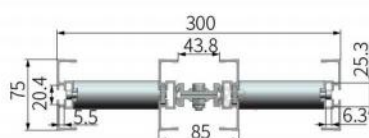
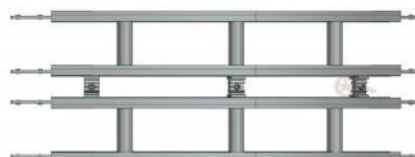
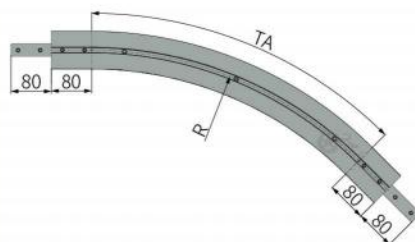
P282~286



P299~312



YB300 Vertical bends



How to choose ¹-² Item ¹-Characteristic ²
Part. YBBV5A300R750-C1

Item ¹	Turning angle TA	Turning radius R	Length L	Effective track L (M)		Weight (Kg)
				Single	Double	
YBBV5A300R750	5°	750	80	0.25M	0.50M	2.32
YBBV15A300R750	15°			0.35M	0.65M	2.92
YBBV45A300R750	45°			0.40M	0.75M	3.72

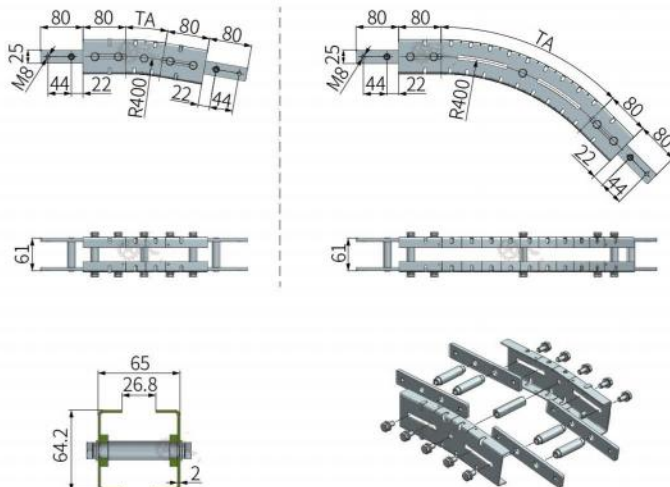
- ① The outer profile with a plastic slide rail to prevent falling off.
- ② The outer single-layer groove is used for connection strips and fasteners.

Characteristic ²	Colour	Surface treatment	Material		
			Body	Article connection	Fastener
1	Silver	Frosting oxidation	A6063	GMS	SUS202

- ③ Manufacturing tolerance with radius $\pm 2\text{mm}$ and angle $\pm 2^\circ$.



230323

YL51/63 SUS304 vertical bend


How to choose ①-②	Item ①-Characteristic ②
Part.	YLXBV5R400-C1

Item ①	Turning angle TA	Turning radius R	Length L	Effective track L (M)		Weight (Kg)
				Single	Double	
YLXBV5R400	5°	400	80	0.20M	0.40M	1.73
YLXBV10R400	10°			0.23M	0.46M	1.82
YLXBV15R400	15°			0.25M	0.50M	1.91
YLXBV30R400	30°			0.35M	0.65M	2.18
YLXBV45R400	45°			0.45M	0.80M	2.46
YLXBV60R400	60°			0.50M	0.95M	2.73
YLXBV90R400	90°			0.70M	1.30M	3.27

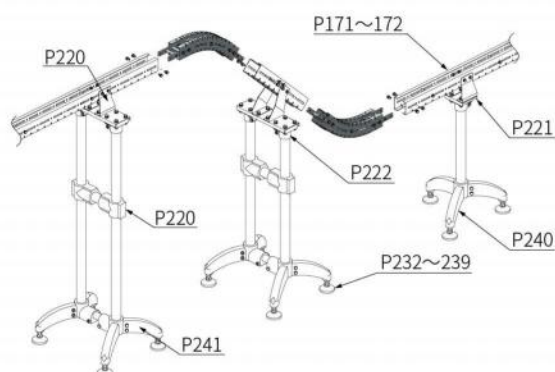
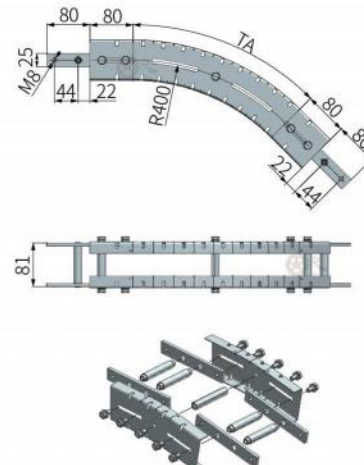
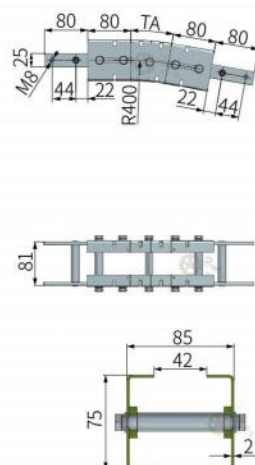
- ① The outer profile with a plastic slide rail to prevent falling off.
- ② The outer single-layer groove is used for connection strips and fasteners.

Characteristic ②	Colour	Surface treatment	Material		
			Body	Article connection	Fastener
1	Silver	Brushed	SUS304	SUS304	SUS304

- ③ Manufacturing tolerance with radius $\pm 1\text{mm}$ and angle $\pm 1^\circ$.



YM83 SUS304 vertical bend



How to choose ^① - ^② Item ^① - Characteristic ^②

Item ^①	Turning angle TA	Turning radius R	Length L	Effective track L (M)		Weight (Kg)
				Single	Double	
YMXBV5R400	5°	400	80	0.20M	0.40M	1.96
YMXBV10R400	10°			0.23M	0.46M	2.07
YMXBV15R400	15°			0.25M	0.50M	2.17
YMXBV30R400	30°			0.35M	0.65M	2.48
YMXBV45R400	45°			0.45M	0.80M	2.83
YMXBV60R400	60°			0.50M	0.95M	3.12
YMXBV90R400	90°			0.70M	1.30M	3.74

- ① The outer profile with a plastic slide rail to prevent falling off.
- ② The outer single-layer groove is used for connection strips and fasteners.

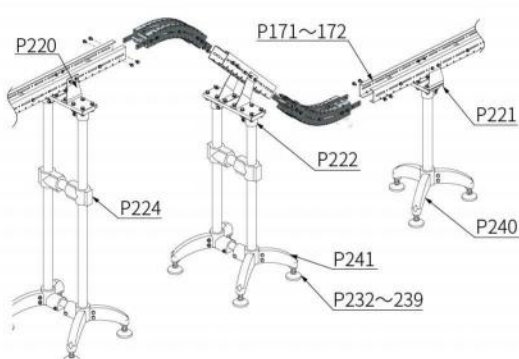
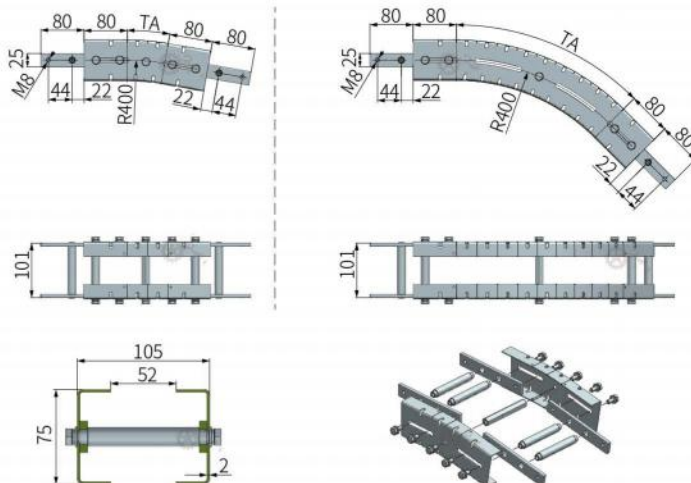
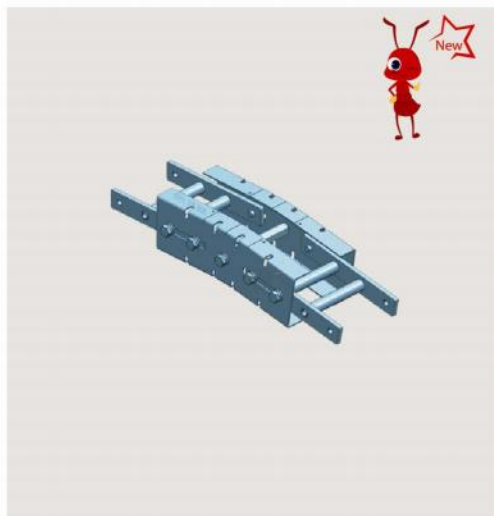
Characteristic ^②	Colour	Surface treatment	Material		
			Body	Article connection	Fastener
1	Silver	Brushed	SUS304	SUS304	SUS304

- ③ Manufacturing tolerance with radius $\pm 1\text{mm}$ and angle $\pm 1^\circ$.



230323

YH103 SUS304 vertical bend



How to choose ①-② Item ①-Characteristic ②

Part.

YHXBV5R400-C1

Item ①	Turning angle TA	Turning radius R	Length L	Effective track L (M)		Weight (Kg)
				Single	Double	
YHXBV5R400	5°	400	80	0.20M	0.40M	2.17
YHXBV10R400	10°			0.23M	0.46M	2.29
YHXBV15R400	15°			0.25M	0.50M	2.40
YHXBV30R400	30°			0.35M	0.65M	2.75
YHXBV45R400	45°			0.45M	0.80M	3.12
YHXBV60R400	60°			0.50M	0.95M	3.45
YHXBV90R400	90°			0.70M	1.30M	4.14

① The outer profile with a plastic slide rail to prevent falling off.

② The outer single-layer groove is used for connection strips and fasteners.

Characteristic ②	Colour	Surface treatment	Material		
			Body	Article connection	Fastener
1	Silver	Brushed	SUS304	SUS304	SUS304

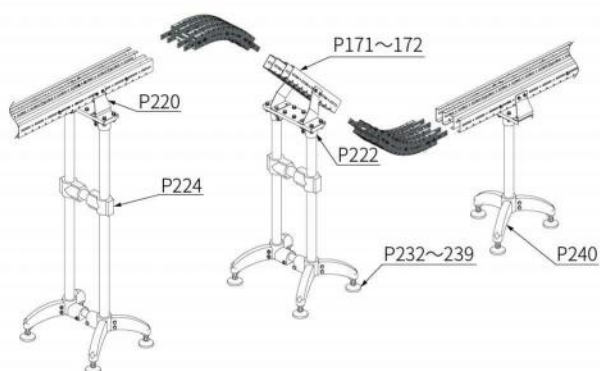

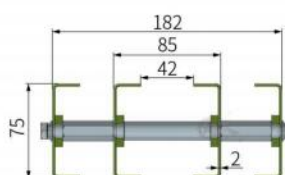
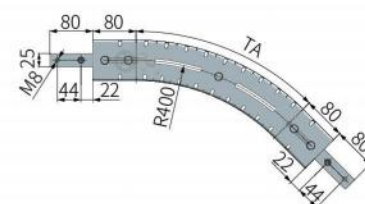
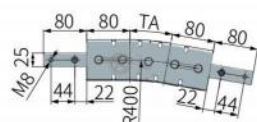
③ Manufacturing tolerance with radius ± 1 mm and angle $\pm 1^\circ$.



Bend



YB180 SUS304 vertical bend



How to choose ^①-^② Item ^①-Characteristic ^②
Part. YB180XBV5R400-C1

Item ^①	Turning angle TA	Turning radius R	Length L	Effective track L (M)		Weight (Kg)
				Single	Double	
YB180XBV5R400	5°	400	80	0.20M	0.40M	3.73
YB180XBV10R400	10°			0.23M	0.46M	3.94
YB180XBV15R400	15°			0.25M	0.50M	4.14
YB180XBV30R400	30°			0.35M	0.65M	4.74
YB180XBV45R400	45°			0.45M	0.80M	5.40
YB180XBV60R400	60°			0.50M	0.95M	5.98
YB180XBV90R400	90°			0.70M	1.30M	7.19

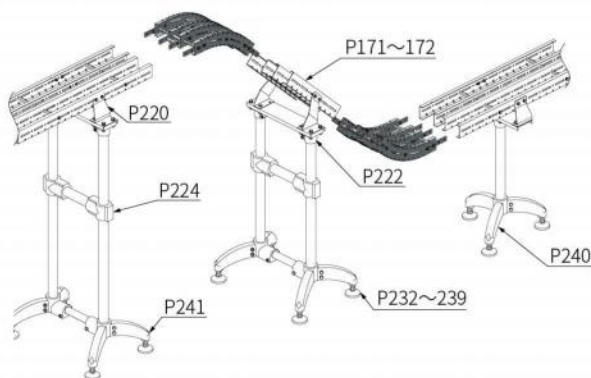
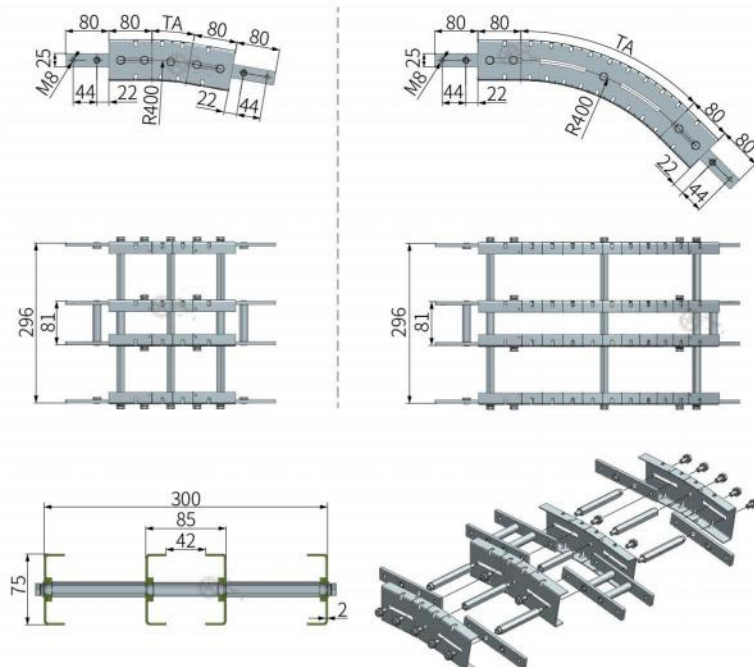
- ① The outer profile with a plastic slide rail to prevent falling off.
- ② The outer single-layer groove is used for connection strips and fasteners.

Characteristic ^②	Colour	Surface treatment	Material		
			Body	Article connection	Fastener
1	Silver	Brushed	SUS304	SUS304	SUS304

- ③ Manufacturing tolerance with radius $\pm 1\text{mm}$ and angle $\pm 1^\circ$.



YB300 SUS304 vertical bend



How to choose ①-②	Item ①-Characteristic ②
Part.	YB300XBV5R400-C1

Item ①	Turning angle TA	Turning radius R	Length L	Effective track L (M)		Weight (Kg)
				Single	Double	
YB300XBV5R400	5°	400	80	0.20M	0.40M	4.19
YB300XBV10R400	10°			0.23M	0.46M	4.42
YB300XBV15R400	15°			0.25M	0.50M	4.64
YB300XBV30R400	30°			0.35M	0.65M	5.31
YB300XBV45R400	45°			0.45M	0.80M	5.93
YB300XBV60R400	60°			0.50M	0.95M	6.69
YB300XBV90R400	90°			0.70M	1.30M	8.03

- ① The outer profile with a plastic slide rail to prevent falling off.
- ② The outer single-layer groove is used for connection strips and fasteners.

Characteristic ②	Colour	Surface treatment	Material		
			Body	Article connection	Fastener
1	Silver	Brushed	SUS304	SUS304	SUS304

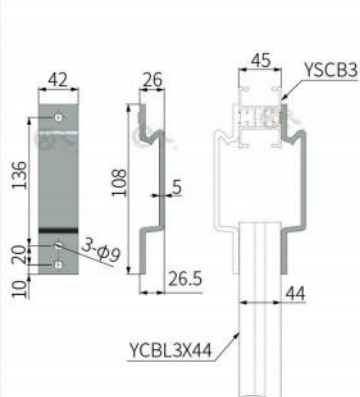
- ③ Manufacturing tolerance with radius $\pm 1\text{mm}$ and angle $\pm 1^\circ$.



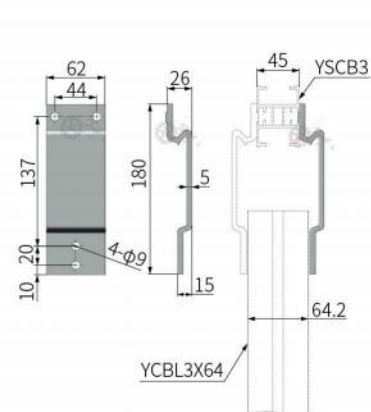
Bend



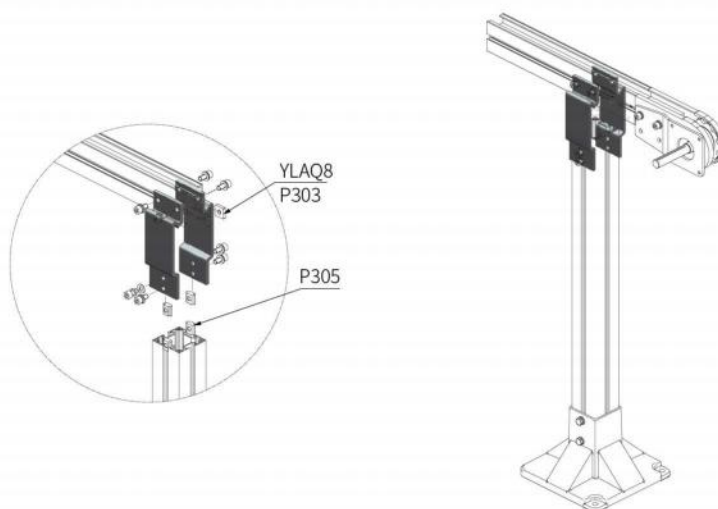
Beam support bracket for YS44



Item : YSCS44



Item : YSCS64



How to choose ①-②	Item ①-Characteristic ②
Part.	YSCS44-C1

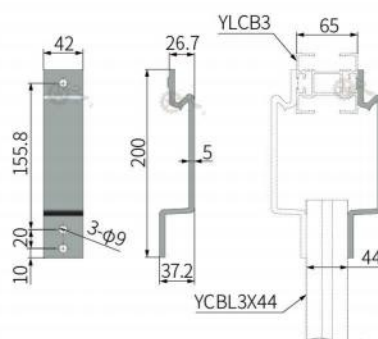
Item ①	Adapted support beam	Weight (Kg)
YSCS44	44X44mm Support beam	0.18
YSCS64	64X64mm Support beam	0.20

① Suitable for YS44 series, as a connection between the conveyor beam and support beam.

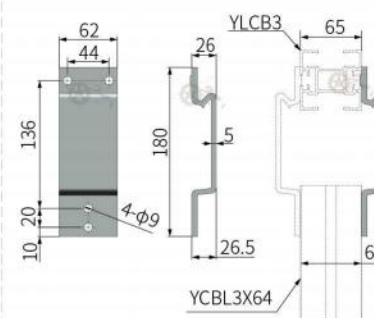
Characteristic ②	Colour	Surface treatment	Material
1	Silver	Frosting oxidation	A6063



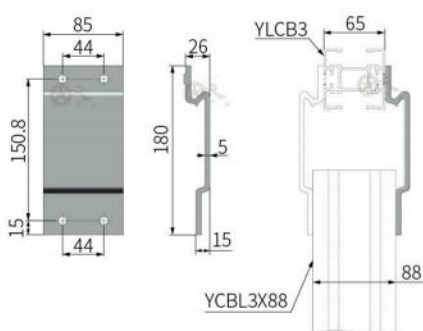
Beam support bracket for YL51/63




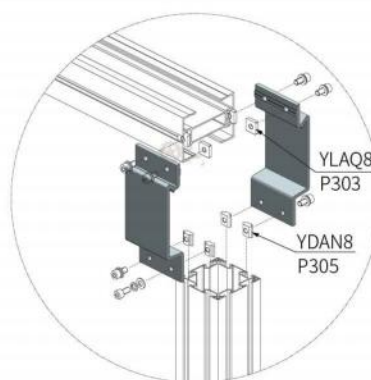
Item : YLCS44



Item : YLCS64



Item : YLCS88



Conveyor support



How to choose ①-②	Item ①-Characteristic ②
Part.	YLCS44-C1

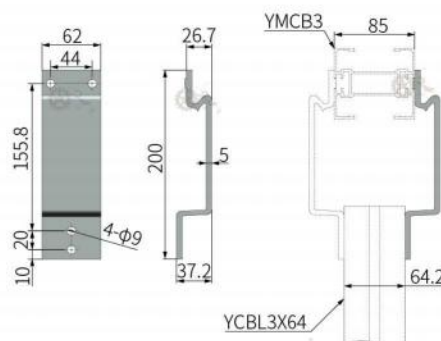
Item ①	Adapted support beam	Weight (Kg)
YLCS44	44X44mm Support beam	0.20
YLCS64	64X64mm Support beam	0.24
YLCS88	88X88mm Support beam	0.26

① Suitable for YL51/63 series, as a connection between the conveyor beam and support beam.

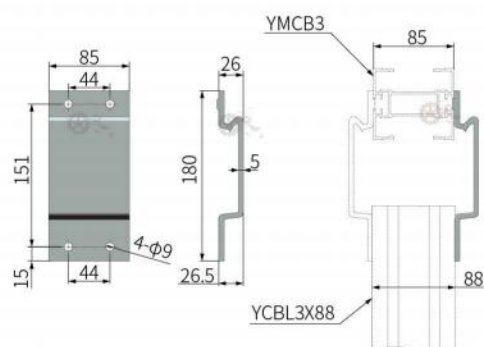
Characteristic ②	Colour	Surface treatment	Material
1	Silver	Frosting oxidation	A6063




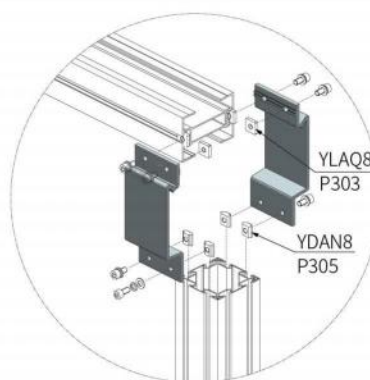
Beam support bracket for YM83



Item : **YMCS64B**



Item : **YMCS88B**



Conveyor support



How to choose ^{①-②}	Item ^① -Characteristic ^②
Part.	YMCS64B-C1

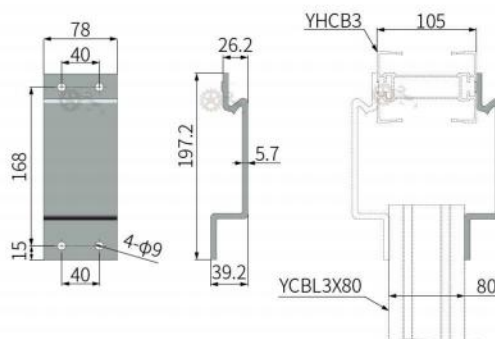

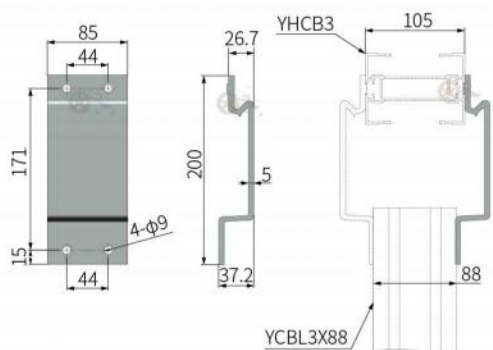
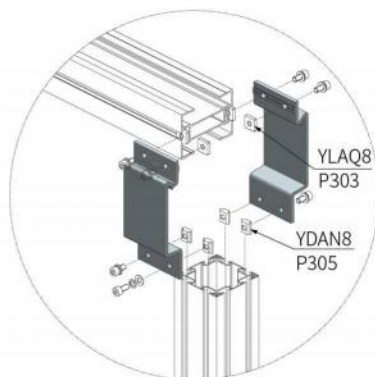
Item ^①	Adapted support beam	Weight (Kg)
YMCS64B	64X64mm Support beam	0.24
YMCS88B	88X88mm Support beam	0.32

① Suitable for YM83 series, as a connection between the conveyor beam and support beam.

Characteristic ^②	Colour	Surface treatment	Material
1	Silver	Frosting oxidation	A6063



Beam support bracket for YH103


Item : **YHCS80**

Item : **YHCS88B**


Conveyor support



How to choose ①-②	Item ①-Characteristic ②
Part.	YHCS80-C1

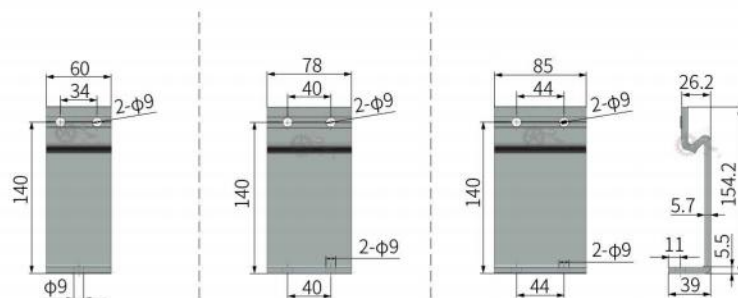
Item ①	Adapted support beam	Weight (Kg)
YHCS80	80X80mm Support beam	0.30
YHCS88B	88X88mm Support beam	0.34

① Suitable for YH103 series, as a connection between the conveyor beam and support beam.


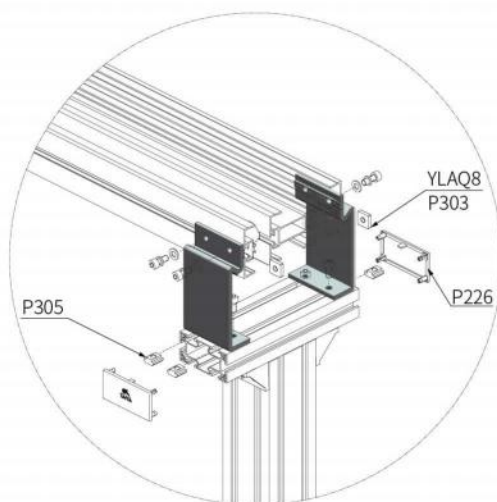
Characteristic ②	Colour	Surface treatment	Material
1	Silver	Frosting oxidation	A6063



Beam support bracket



Item : YLCT21X140X60 | Item : YLCT21X140X78 | Item : YLCT21X140X85



How to choose ^{①-②}	Item ^① -Characteristic ^②
Part.	YLCT21X140X60-C1

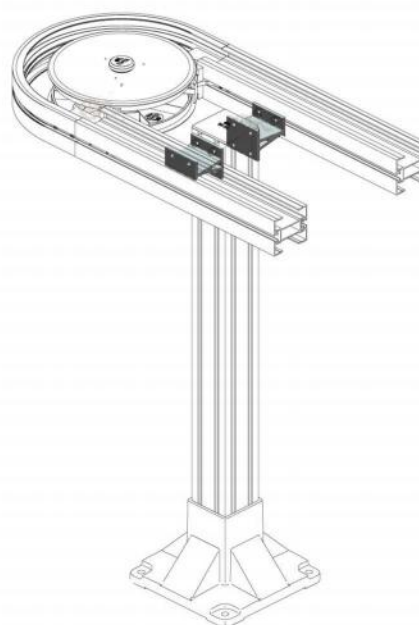
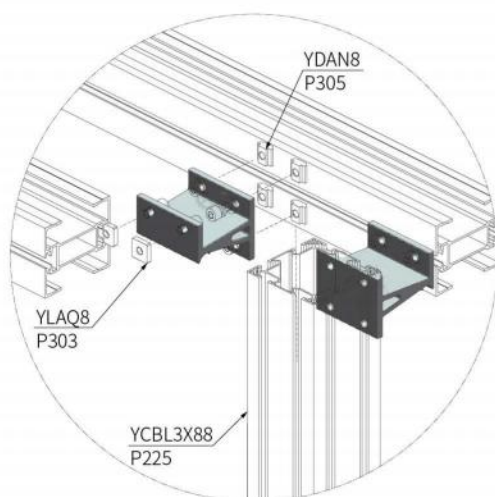
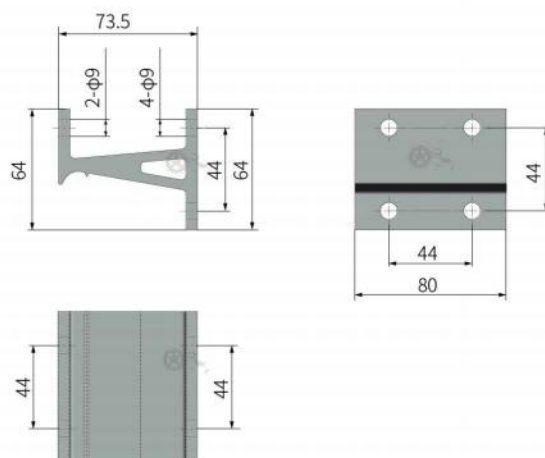
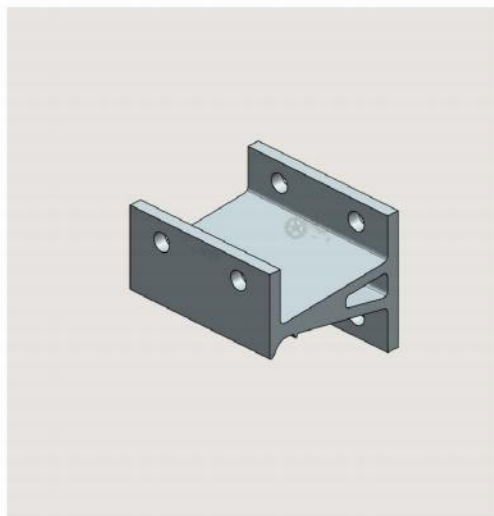
Item ^①	Adapted support beam	Weight (Kg)
YLCT21X140X60	64X64mm Support beam	0.24
YLCT21X140X78	80X80、40X80mm Support beam	0.25
YLCT21X140X85	88X88、44X88mm Support beam	0.26

④ Suitable for connection to beams as a connection between conveying and supporting profiles.

Characteristic ^②	Colour	Surface treatment	Material
1	Silver	Frosting oxidation	A6063



Conveyor beam support brackets



Conveyor support



How to choose ①-②	Item ①-Characteristic ②
Part.	YLCU73-C1

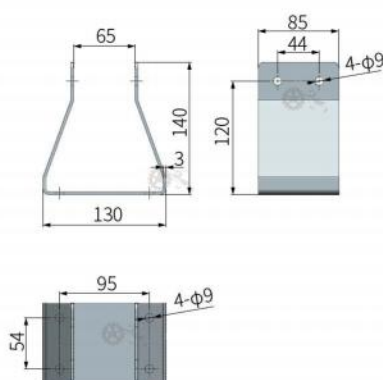
Item ①	Adapted support beam	Weight (Kg)
YLCU73	88X88mm Support beam	0.24

- ① Suitable for use with side-connected conveyor beams.
- ② It is convenient to support with the 180° horizontal wheel bend.

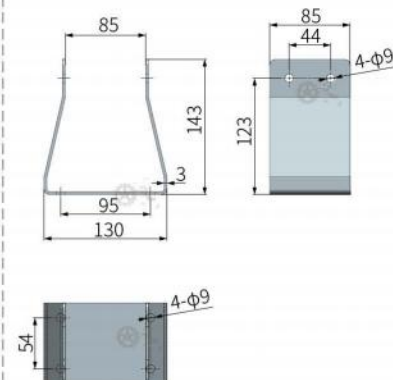
Characteristic ②	Colour	Surface treatment	Material
1	Silver	Frosting oxidation	A6063



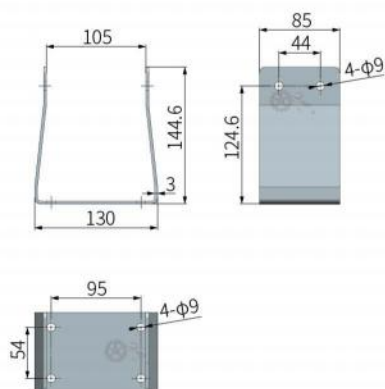
SUS304 beam bracket



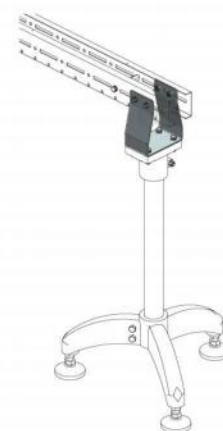
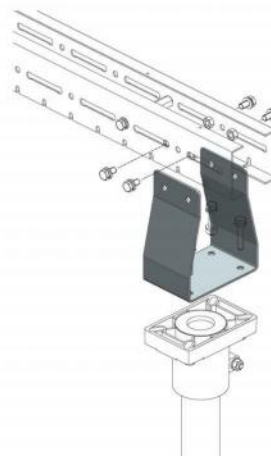
Item : YLXCT65



Item : YMXCT85



Item : YHXCT105



Conveyor support



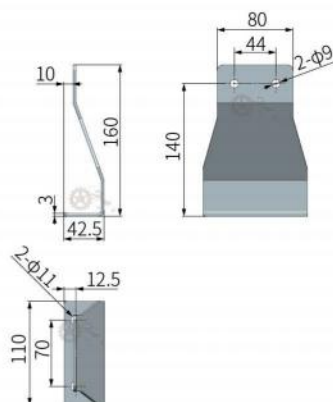
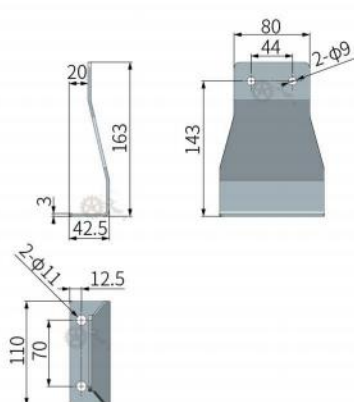
How to choose ①-②	Item ①-Characteristic ②
Part.	YLXCT65-C1

Item ①	Suit to conveyor beam	Suit to support head	Weight (Kg)
YLXCT65	YLXCB2.4	Big support head	0.81
YMXCT85	YMXCB2.4		0.81
YHXCT105	YHXC2.4		0.81

- Suitable for connection to beams, as a connection between stainless steel conveyor beam and support beam.
- It is more suitable to use at the transportation docking point.

Characteristic ②	Colour	Surface treatment	Material
1	Silver	Brushed	SUS304



SUS304 beam bracket

Item : **YLXCT**

Item : **YMXCT**


P171~172



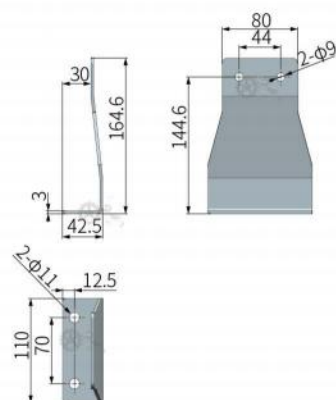
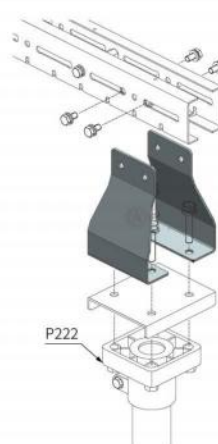
P195~199



P208~212



P309~3012


Item : **YHXCT**


Conveyor support


How to choose ①-② Item ①-Characteristic ②

Part.	Item ①-Characteristic ②
-------	-------------------------

Item ①	Suit to conveyor beam	Suit to beam support bracket	Suit to support head	Weight (Kg)
YLXCT	YLXCB2.4	YFXD-130	Small support head	0.46
YMXCT	YMXCB2.4			0.46
YHXCT	YHXC2.4			0.46

① Suitable for connection to beams, as a connection between stainless steel conveyor beam and support beam.

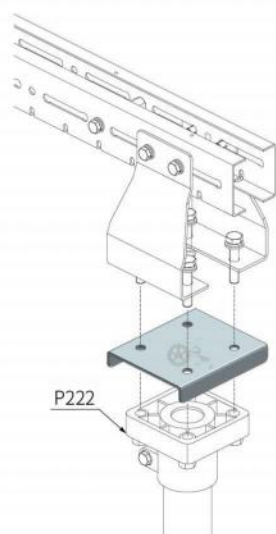
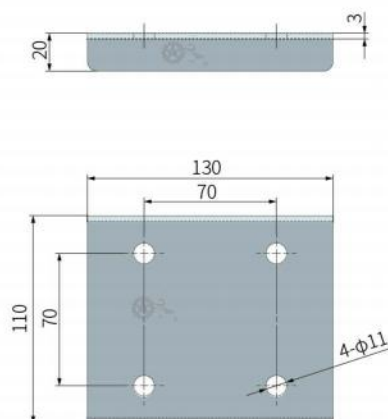

② It is more suitable to use at the transportation docking point.

Characteristic ②	Colour	Surface treatment	Material
1	Silver	Brushed	SUS304





Beam support bracket



Conveyor support



How to choose ①-②	Item ①-Characteristic ②
Part.	YFXD-130-C1

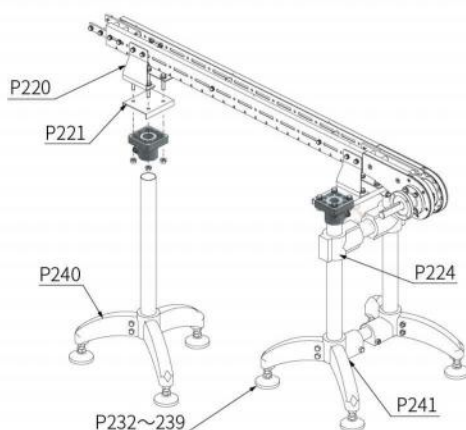
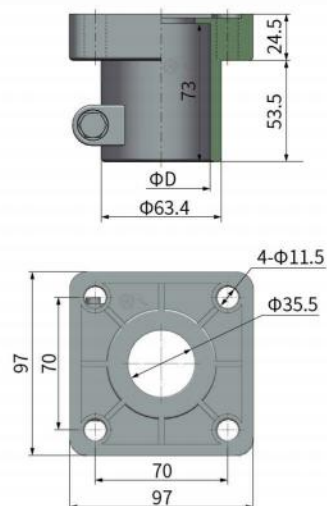
Item ①	Suit to support head	Weight (Kg)
YFXD-130	Small support head	0.43

② Suitable for beam support bracket to connect small support bracket.

Characteristic ②	Colour	Surface treatment	Material
1	Silver	Brushed	SUS304



Small support head



Conveyor support



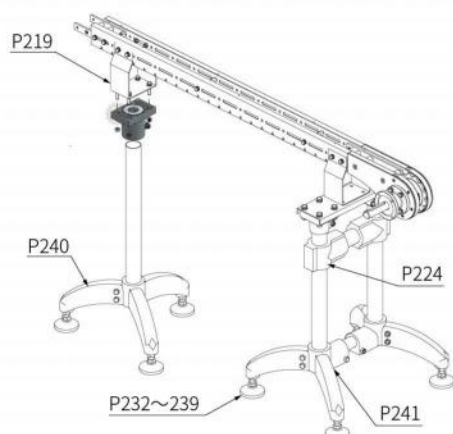
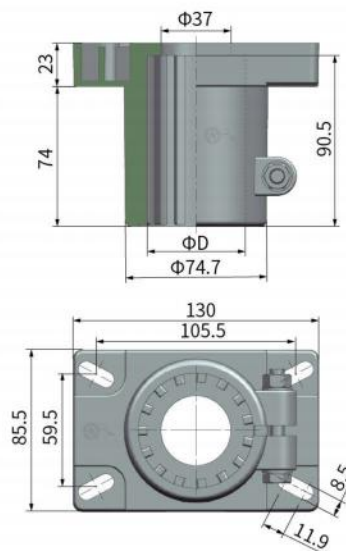
How to choose ①-②	Item ①-Characteristic ②
Part.	FS-48.3A-C1

Item ①	Tube dia D	Weight (Kg)
FS-48.3A	48.3	0.26
FS-50.9A	50.9	0.25

Characteristic ②	Colour	Material	
		Body	Fastener
1	Black	PA6	SUS202
2			SUS304



Big support head



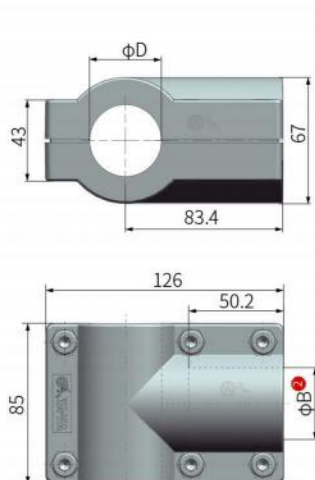
How to choose ①-②	Item ①-Characteristic ②
Part.	FS-48.3-C1

Item ①	Tube dia D	Weight (Kg)
FS-48.3	48.3	0.38
FS-50.9	50.9	0.35
FS-60.3	60.3	0.32

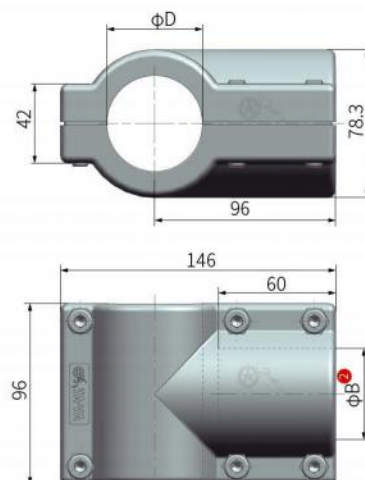
Characteristic ②	Colour	Material	
		Body	Fastener
1	Black	PA6	SUS202
2			SUS304



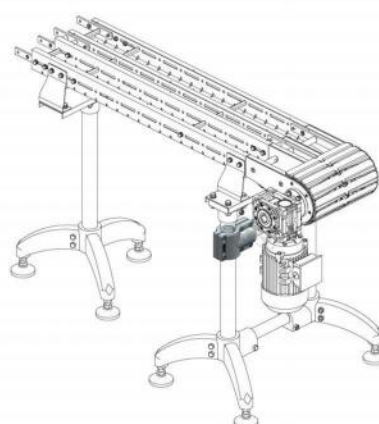
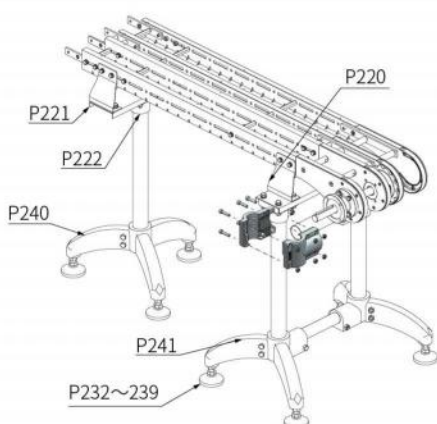
Small connecting joints



Item : LS-38.1B/48.3B



Item : LS-50.9B



Conveyor support



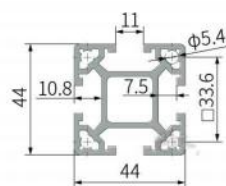
How to choose ①-③	Item ①-Side bore ②-Characteristic ③
Part.	LS-38.1B-B38.1-C1

Item ①	Tube dia D	Side bore B ②	Weight (Kg)
LS-38.1B	38.1	38.1	0.32
LS-48.3B	48.3	38.1 48.3	0.30
LS-50.9B	50.9	38.1 48.3 50.9	0.46

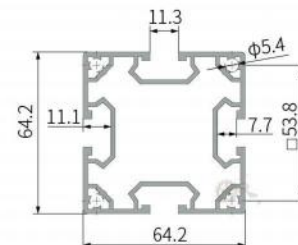
Characteristic ③	Colour	Material	
		Body	Fastener
1	Black	PA6	SUS202
2			SUS304



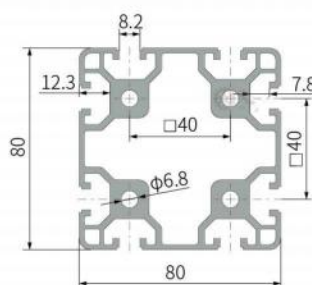
Support beam



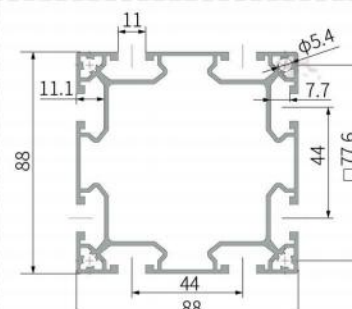
Item : YCBL3X44



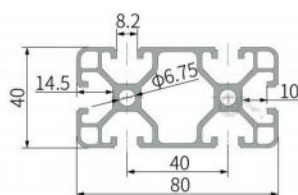
Item : YCBL3X64



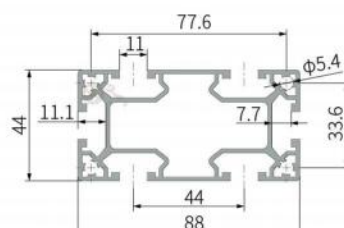
Item : YCBL3X80



Item : YCBL3X88



Item : YCBL3X40X80



Item : YCBL3X44X88

Conveyor support



How to choose ①-②	Item ①-Characteristic ②
Part.	YCBL3X44-C1

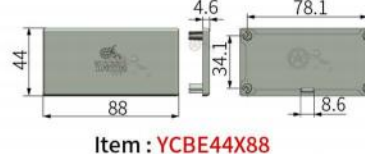
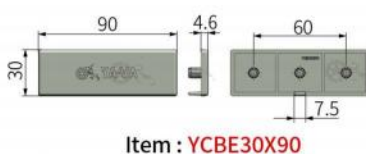
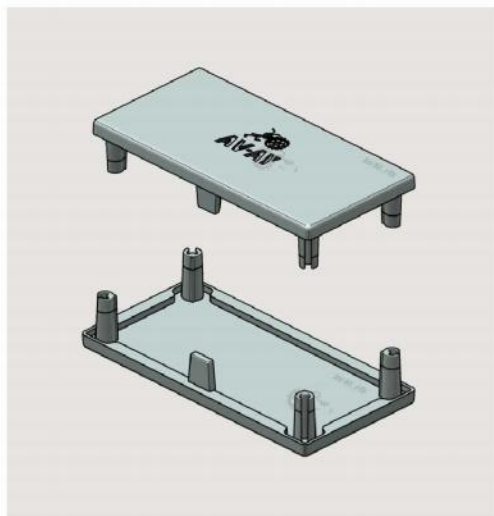
Item ①	Width	Length (M)	Weight (Kg)
YCBL3X44	44X44mm	3M	4.47
YCBL3X64	64X64mm		6.60
YCBL3X80	80X80mm		8.70
YCBL3X88	88X88mm		8.17
YCBL3X40X80	40X80mm		8.00
YCBL3X44X88	44X88mm		6.57

- ① Suitable for the frame and support.
- ② Easy to connect and easy to use.
- ③ Fasteners can be assembled in grooves on four sides, and cover plates can be assembled on the end surface.

Characteristic ②	Colour	Surface treatment	Material
1	Silver	Frosting oxidation	A6063



End cap for support beam



How to choose ¹-² Item ¹-Characteristic ²

Part.

YCBE30-C1

Item ¹	Adapted support beam (M)	Weight (Kg)
YCBE30	30X30mm	0.01
YCBE40	40X40mm	0.01
YCBE44	44X44mm	0.01
YCBE50	50X50mm	0.02
YCBE60	60X60mm	0.02
YCBE64	64X64mm	0.02
YCBE80	80X80mm	0.02
YCBE88	88X88mm	0.02
YCBE30X60	30X60mm	0.01
YCBE30X90	30X90mm	0.01
YCBE40X80	40X80mm	0.01
YCBE44X88	44X88mm	0.02

● Suitable for support beam end caps.

Characteristic ²	Colour	Material
1	Grey	PA6+GF



Conveyor support



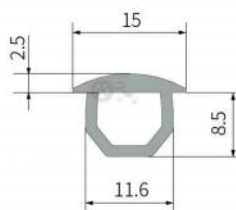
Seal



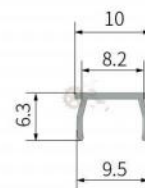
P161~164



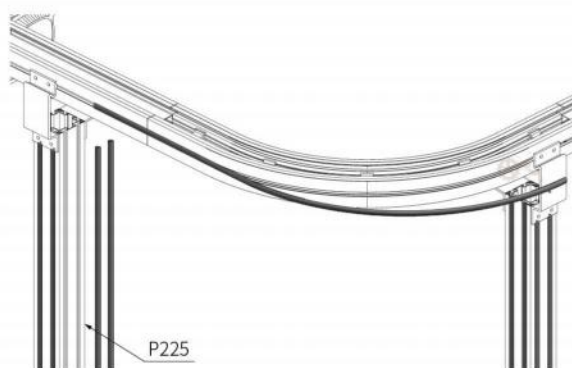
P225



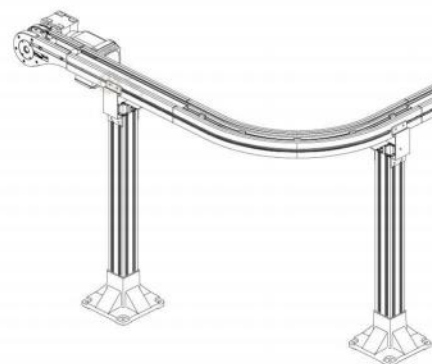
Item : YLAD11



Item : YLAD8



P225



Conveyor support



How to choose ①-②	Item ①-Characteristic ②
Part.	YLAD11-C1

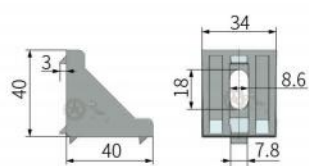
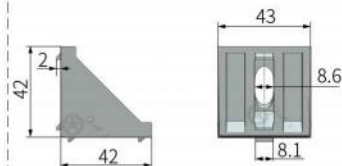
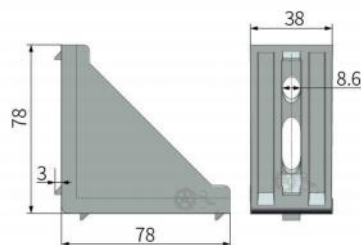
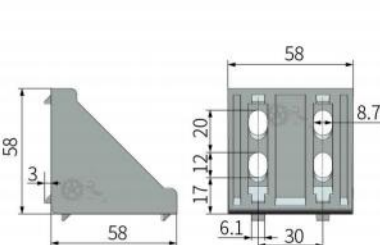
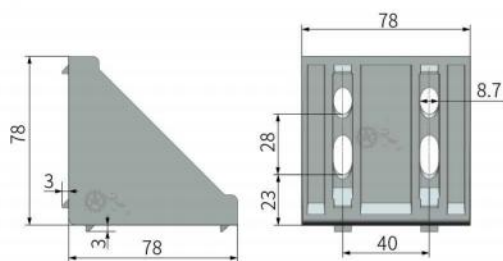
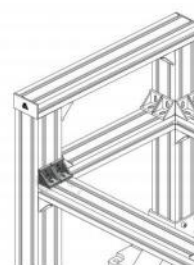
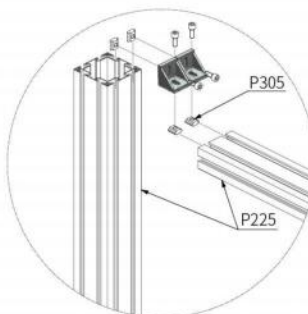
Item ①	Length (M)	Adapted support beam	Weight (Kg)
YLAD11	25M	44X44, 64X64, 88X88, 44X88mm Support beam and all conveyor beam	4.00
YLAD8	2M	40X40, 80X80, 40X80mm Support beam	0.10

- ① Suitable for profile side groove sealing.
- ② Press into the groove, no fixing required.
- ③ YLAD11 is a soft sealing strip, which can be adapted to seal in arc sections.

Characteristic ②	Colour	Material
1	Grey	PVC



Angle bracket


Item : **YLFA40**

Item : **YLFA44B**

Item : **YMFA78B**

Item : **YMFA58A**

Item : **YMFA78A**


P161~164



P186~194



P200~207



P225



P242



P299~312

Conveyor support



How to choose ^{①-②}	Item ^① - Characteristic ^②
Part.	YLFA40-C1

Item ^①	Adapted support beam	Weight (Kg)
YLFA40	40X40, 80X80mm	0.04
YLFA44B	44X44, 64X64, 44X88, 88X88mm	0.05
YMFA78B	88X88mm	0.08
YMFA58A	60X60mm	0.09
YMFA78A	80X80mm	0.14

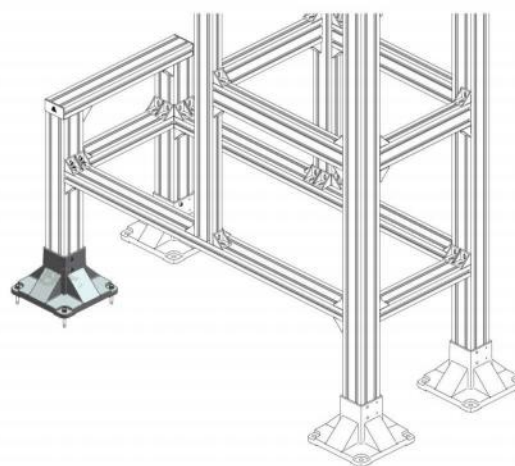
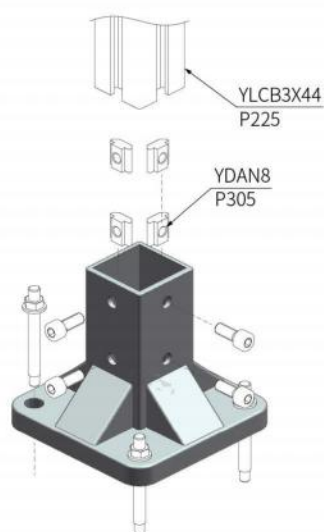
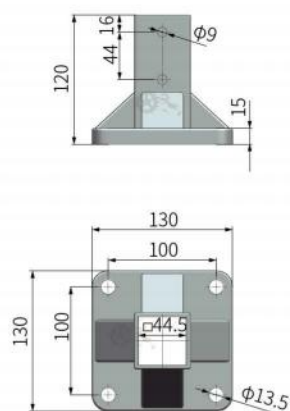

① Suitable for support angle joints.

Characteristic ^②	Colour	Surface treatment	Material
1	Silver	Sandblasting	Aluminum





Carbon steel feet



Conveyor support



How to choose ¹ - ²	Item ¹ -Characteristic ²
Part.	YCFF44X130C-C1

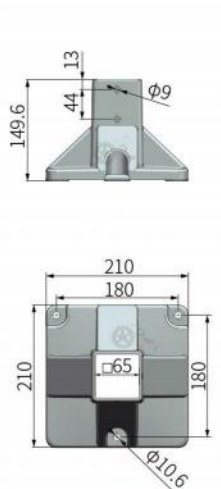

Item ¹	Adapted support beam	Fit expansion screw	Weight (Kg)
YCFF44X130C	44X44mm	M10	1.50

● Suitable for support beam locking and ground fixing.

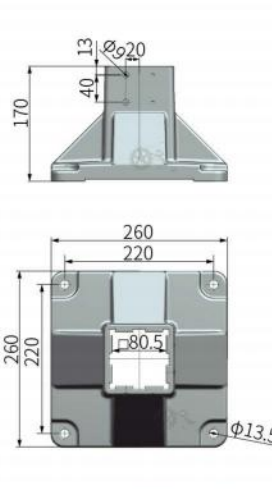
Characteristic ²	Colour	Surface treatment	Material
1	White	Baking varnish	Q235



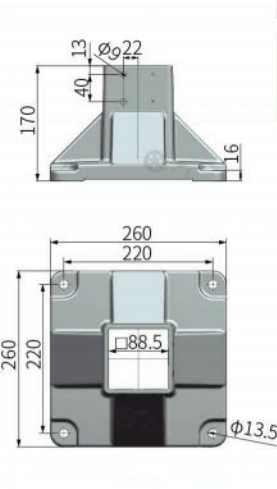
Aluminium feet



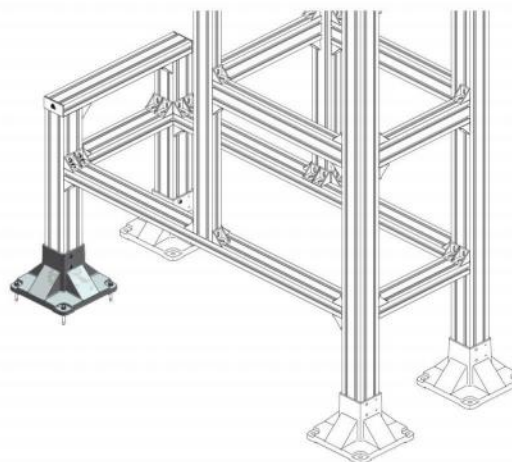
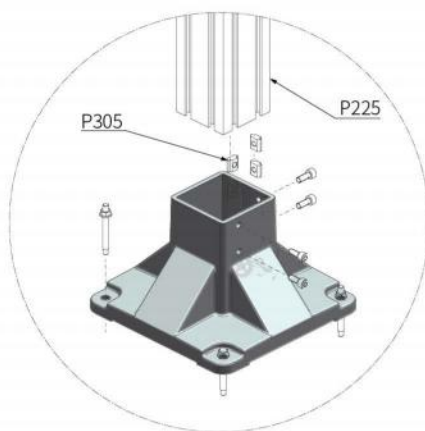
Item : YCFF64X210



Item : YCFF80X260



Item : YCFF88X260



Conveyor support



How to choose 1-2	Item 1-Characteristic 2
Part.	YCFF64X210-C1

Item 1	Adapted support beam	Fit expansion screw	Weight (Kg)
YCFF64X210	64X64mm	M8	1.50
YCFF80X260	80X80mm	M10	2.92
YCFF88X260	88X88mm		2.60

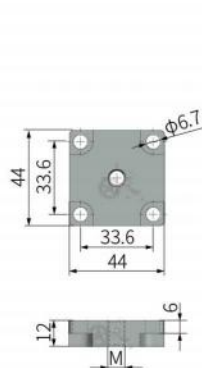
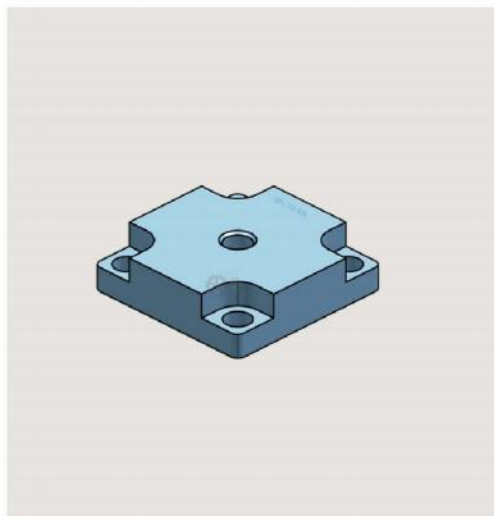
● Suitable for support beam locking and ground fixing.

Characteristic 2	Colour	Surface treatment	Material
1	Silver	Spray plastic	ADC12

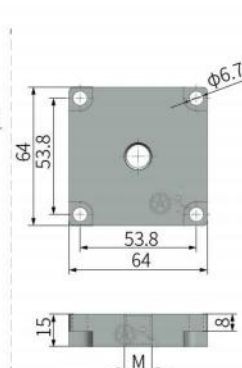




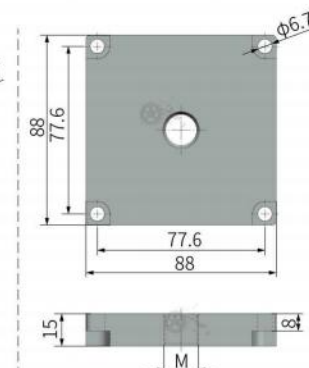
End plate for support beam



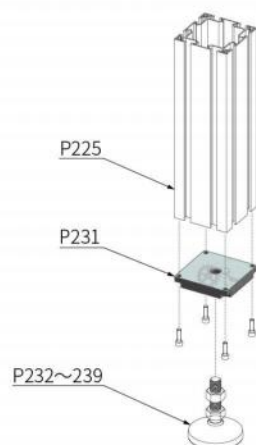
Item : YCFE44



Item : YCFE64



Item : YCFE88



Conveyor support



How to choose ①-②	Item ①-Characteristic ②
Part.	YCFE44M8-C1


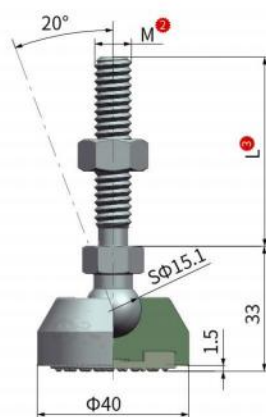
Item ①	Adapted support beam	Bore M	Weight (Kg)
YCFE44M8	44X44mm	M8	0.30
YCFE44M12		M12	0.30
YCFE64M12	64X64mm	M12	0.50
YCFE64M16		M16	0.50
YCFE88M12	88X88mm	M12	0.60
YCFE88M16		M16	0.60

- ① Suitable for supporting beam end connection closing plate.
- ② Center hole for the support of adjustable feet.

Characteristic ②	Colour	Surface treatment	Material
1	Silver	Chromium plating	Q235



DGS40 Articulated feet



Conveyor support



How to choose ①-④	Item ①-Thread dia ②-Thread length ③-Characteristic ④
Part.	DGS40-M8-L50-C1

Item ①	Thread dia M ②	Thread length L ③	Load (Kg)	Weight (Kg)
DGS40	8	50	500	0.08
		80		0.09
	10	50	500	0.10
		100		0.11
	12	50	500	0.11
		100		0.14
		150		0.17

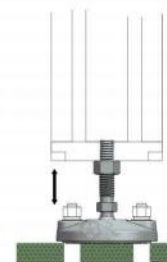
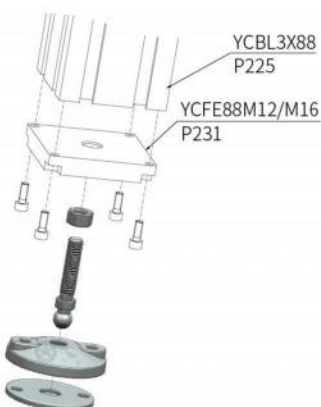
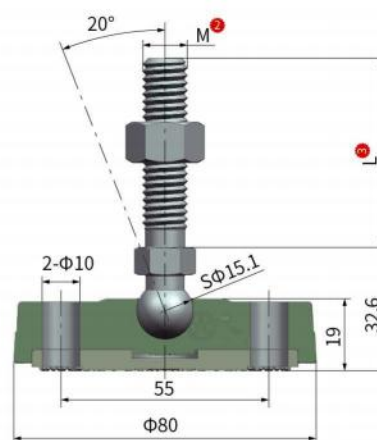
- ① Suitable for mechanical equipment support.
- ② Angle adjustable ball head thread, for the unbalanced ground, to keep the balance of the machinery.
- ③ With soft pad, anti-vibration and anti-slip.
- ④ With net cover, safe and convenient.

Characteristic ④	Colour	Material		
		Base	Pad	Thread
1	Black	PA6	PVC	SUS304
2				Nickel plated CS





DGS80 Articulated feet



Conveyor support



How to choose ①-④	Item ①-Thread dia ②-Thread length ③-Characteristic ④
Part.	DGS80-M8-L50-C1

Item ①	Thread dia M ②	Thread length L ③	Load (Kg)	Weight (Kg)
DGS80	8	50	380	0.12
		80		0.13
	10	50	380	0.14
		100		0.15
	12	50	380	0.15
		100		0.18
		150		0.21

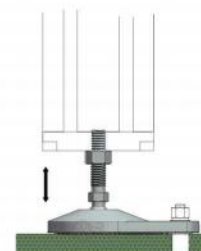
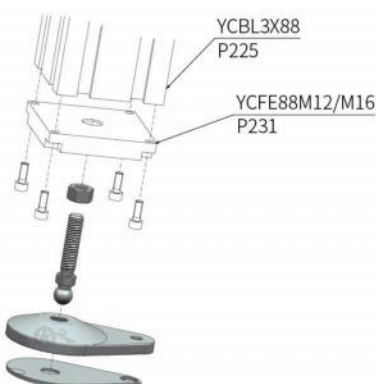
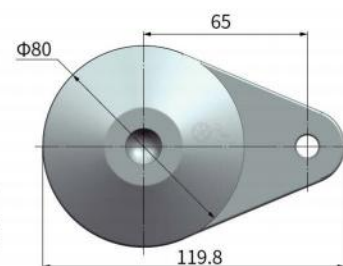
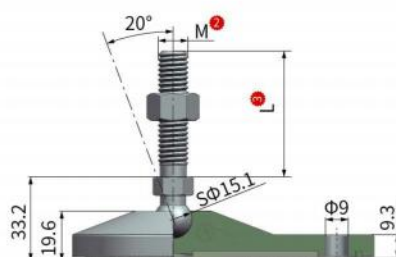
- ① Suitable for mechanical equipment support.
- ② Angle adjustable ball head thread, for the unbalanced ground, to keep the balance of the machinery.
- ③ With soft pad, anti-vibration and anti-slip.
- ④ With net cover, safe and convenient.

- ④ Two fixed holes in the base.

Characteristic ④	Colour	Material		
		Base	Pad	Thread
1	Black	PA6	PVC	SUS304
2				Nickel plated CS



DDGS80 Articulated feet



Conveyor support



How to choose ①-④	Item ①-Thread dia ②-Thread length ③-Characteristic ④
Part.	DDGS80-M8-L50-C1

Item ①	Thread dia M ②	Thread length L ③	Load (Kg)	Weight (Kg)
DDGS80	8	50	380	0.13
		80		0.14
	10	50	380	0.15
		100		0.16
	12	50	380	0.16
		100		0.19
		150		0.23

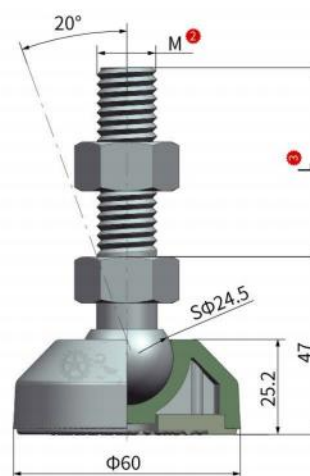
- ① Suitable for mechanical equipment support.
- ② Angle adjustable ball head thread, for the unbalanced ground, to keep the balance of the machinery.
- ③ With soft pad, anti-vibration and anti-slip.
- ④ With net cover, safe and convenient.

Characteristic ④	Colour	Material		
		Base	Pad	Thread
1	Black	PA6	PVC	SUS304
2				Nickel plated CS





DG60 Articulated feet



Conveyor support



How to choose ①-④	Item ①-Thread dia ②-Thread length ③-Characteristic ④
Part.	DG60-M16-L50-C1

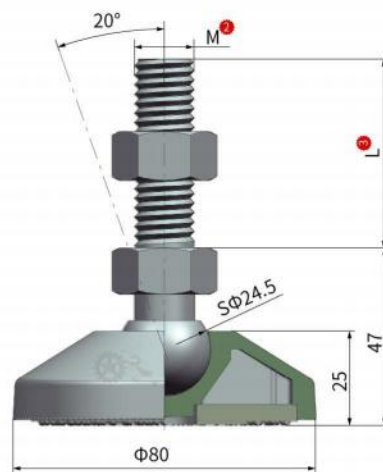
Item ①	Thread dia M ②	Thread length L ③	Load (Kg)	Weight (Kg)
DG60	16	50	1200	0.24
		100		0.31
		150		0.37
	20	100		0.41
		150		0.51
	24	150		0.70

- ① Suitable for mechanical equipment support.
- ② Angle adjustable ball head thread, for the unbalanced ground, to keep the balance of the machinery.
- ③ With soft pad, anti-vibration and anti-slip.
- ④ With net cover, safe and convenient.


Characteristic ④	Colour	Material		
		Base	Pad	Thread
1	Black	PA6	PVC	SUS304
2				Nickel plated CS



DG80 Articulated feet



P225



P231



P240~241



P299~312

Conveyor support



How to choose ①-④	Item ①-Thread dia ②-Thread length ③-Characteristic ④
Part.	DG80-M16-L50-C1

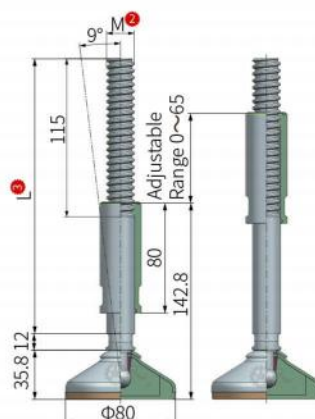
Item ①	Thread dia M ②	Thread length L ③	Load (Kg)	Weight (Kg)
DG80	16	50	1200	0.27
		100		0.34
		150		0.40
	20	100		0.43
		150		0.54
	24	150		0.72

- ① Suitable for mechanical equipment support.
- ② Angle adjustable ball head thread, for the unbalanced ground, to keep the balance of the machinery.
- ③ With soft pad, anti-vibration and anti-slip.
- ④ With net cover, safe and convenient.

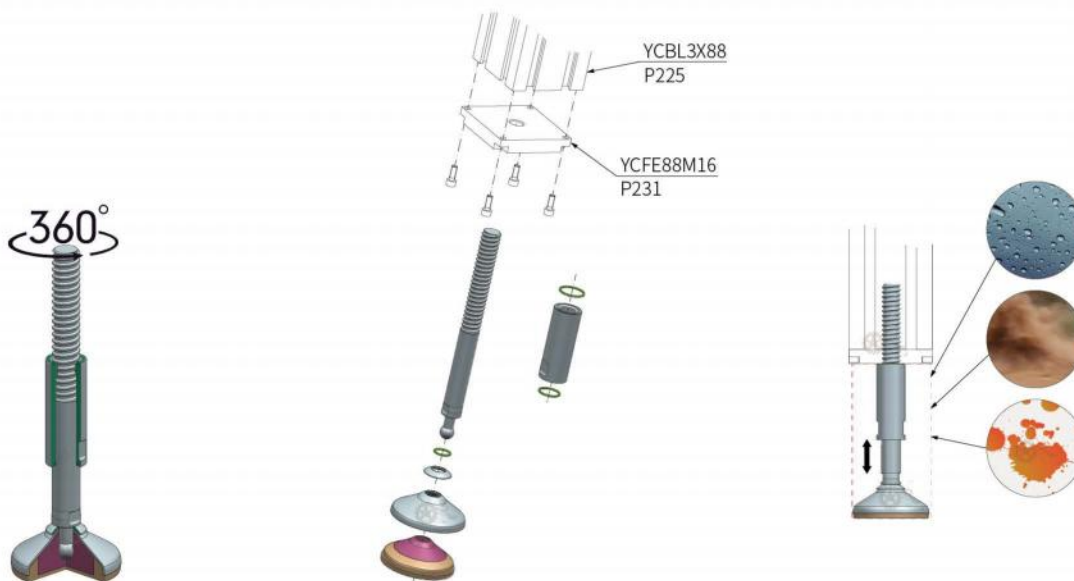
Characteristic ④	Colour	Material		
		Base	Pad	Thread
1	Black	PA6	PVC	SUS304
2				Nickel plated CS



DGC80F Stainless steel fully sealed universal adjustable feet



Conveyor support



How to choose ①-④ Item ①-Thread dia ②-Thread length ③-Characteristic ④

Part. DGC80F-M16-L200-C1

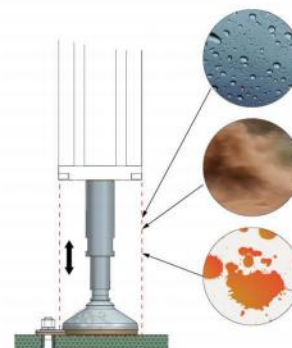
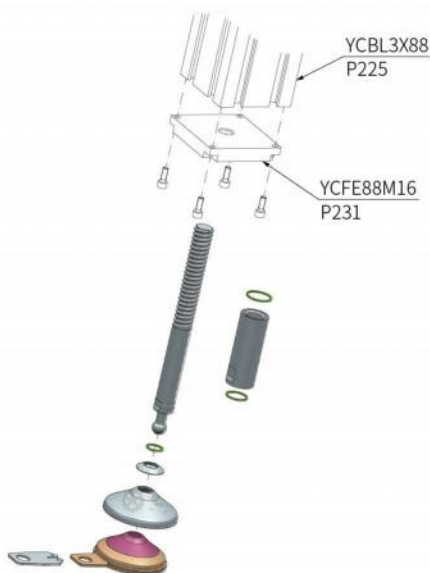
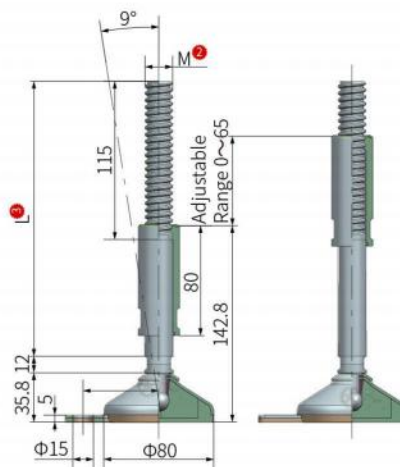
Item ①	Thread dia M ②	Thread length L ③	Adjustable Range	Load (Kg)	Weight (Kg)
DGC80F	16	200	0~65	2000	0.74
	20	200			0.97
	24	200			1.21

- ① For use in hygienically demanding environments such as the food industry, medical technology and the pharmaceutical industry.
- ② Angle adjustable ball head thread, for the unbalanced ground, to keep the balance of the machinery.
- ③ Excellent sealing, Anti-vibration, and anti-slip.
- ④ With net cover, safe and convenient.

Characteristic ④	Colour		Material	
	Body	Pad	Body	Pad
1	Silver	Light yellow	SUS304	Rubber



DGCA80F Stainless steel fully sealed universal adjustable feet



Conveyor support



How to choose ①-④	Item ①-Thread dia ②-Thread length ③-Characteristic ④
Part.	DGCA80F-M16-L200-C1

Item ①	Thread dia M ②	Thread length L ③	Adjustable Range	Load (Kg)	Weight (Kg)
DGCA80F	16	200	0~65	2000	0.76
	20	200			0.99
	24	200			1.23

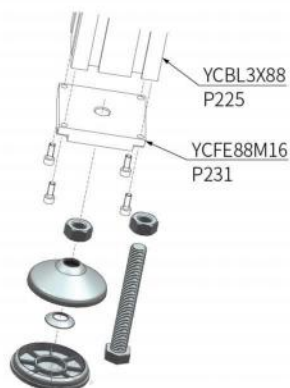
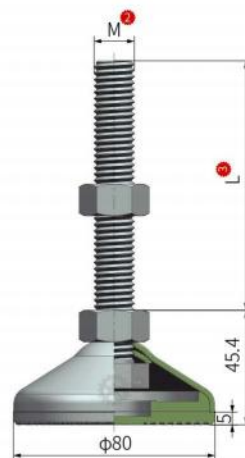
- ① For use in hygienically demanding environments such as the food industry, medical technology and the pharmaceutical industry.
- ② Angle adjustable ball head thread, for the unbalanced ground, to keep the balance of the machinery.
- ③ Excellent sealing, Anti-vibration, and anti-slip.
- ④ With net cover, safe and convenient.

Characteristic ④	Colour		Material	
	Body	Pad	Body	Pad
1	Silver	Light yellow	SUS304	Rubber





GDS80 Stainless steel fixed feet



Conveyor support



How to choose ¹-⁴ Item ¹-Thread dia ²-Thread length ³-Characteristic ⁴

Part. GDS80-M16-L100-C1

Item ¹	Thread dia M ²	Thread length L ³	Load (Kg)	Weight (Kg)
GDS80	12	100	1000	0.31
		150		0.34
		180		0.36
	16	150		0.39
		180		0.46
		200		0.50
	20	100		0.49
		150		0.59
		200		0.69

① For use in hygienically demanding environments such as the food industry, medical technology and the pharmaceutical industry.

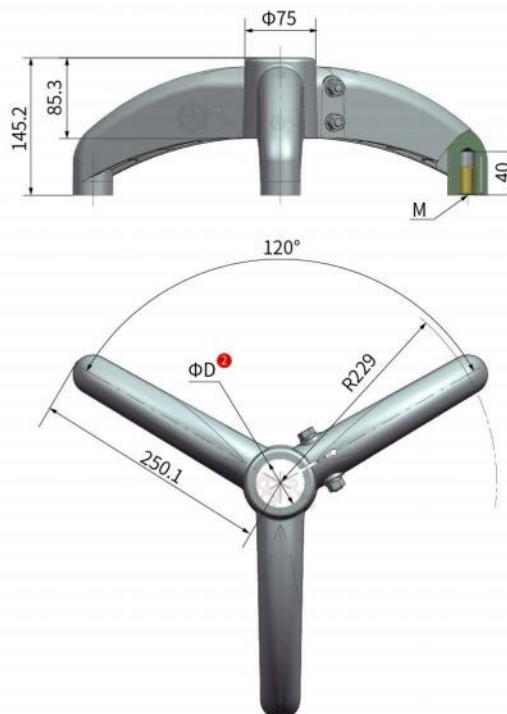
② Excellent sealing, Anti-vibration, and anti-slip.

③ With net cover, safe and convenient.


Characteristic ⁴	Colour		Material	
	Body	Pad	Body	Pad
1	Silver	Light yellow	SUS304	PVC



Tripod base



P232~239



Conveyor support



How to choose ^①-^③ Item ^①-Tube dia ^②-Characteristic ^③

Item ^①	Tube dia ^②	Insert dia ^③	Load (Kg)	Weight (Kg)
SZ	48.3	16	500	1.51
	50.9			1.38
	60.3			1.27

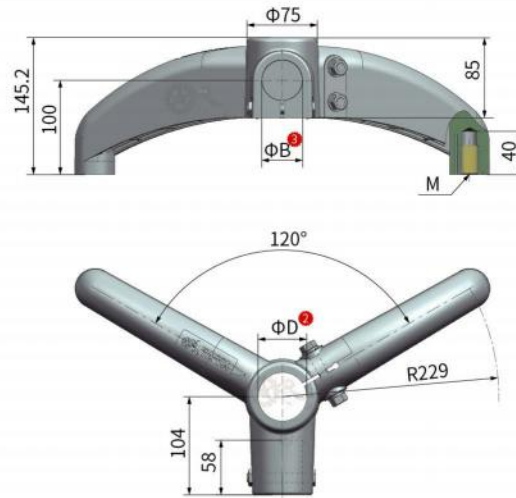
④ Suitable for mechanical equipment support.

Characteristic ^③	Colour	Material		
		Body	Fastener	Insert
1	Black	GF+PA6	SUS202	Brass
2			SUS202	Nickel plated CS
3			SUS304	Brass





120 Degree bipod base



Conveyor support



How to choose ①-④ Item ①-Tube dia ②-Side bore ③-Characteristic ④
Part. LZZ-120-D48.3-B38.1-C1

Item ①	Tube dia ② D	Side bore ③ B	Insert dia M	Load (Kg)	Weight (Kg)
LZZ-120	48.3	38.1 42	16	500	1.51
	50.9				1.38
	60.3				1.27

④ Suitable for mechanical equipment support.

Characteristic ④	Colour	Material		
		Body	Fastener	Insert
1	Black	GF+PA6	SUS202	Brass
2				Nickel plated CS
3			SUS304	Brass



230323



Width adjustment actuator



P015~078



P079~104



P132~147



P161~164



P213~218



P225

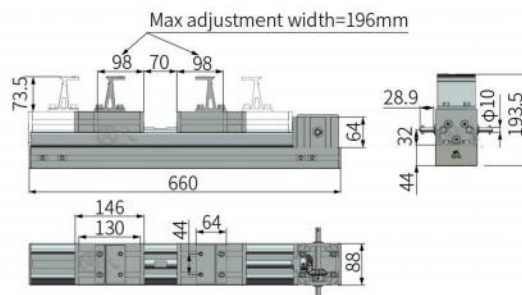



P228

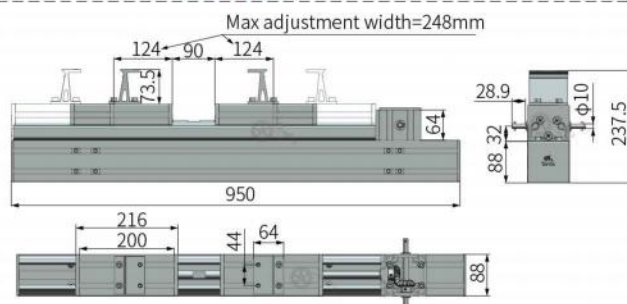


P299~312

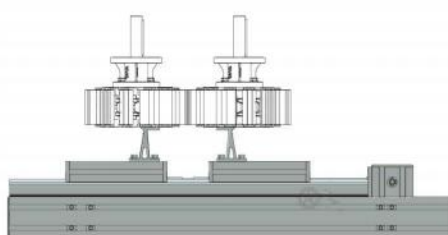
Conveyor support



Item : YCLA660A



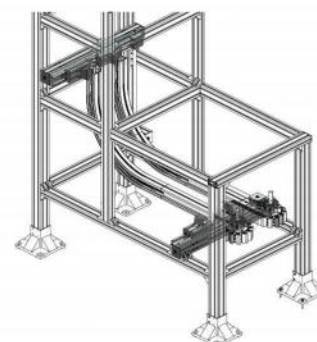
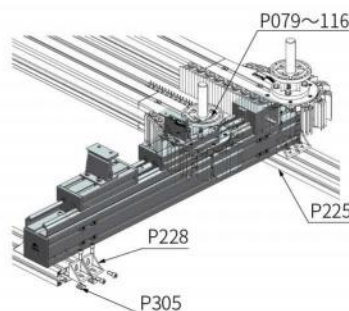
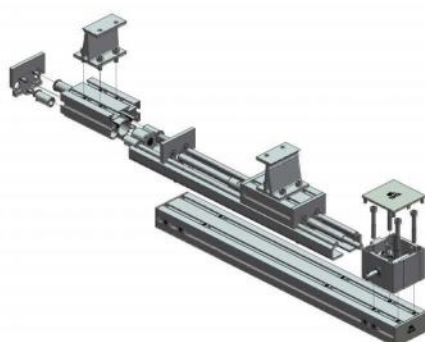
Item : YCLA950A



Minimum regulation limit



Maximum regulation limit



How to choose ①-② Item ①-Characteristic ②
Part. YCLA660A-C1

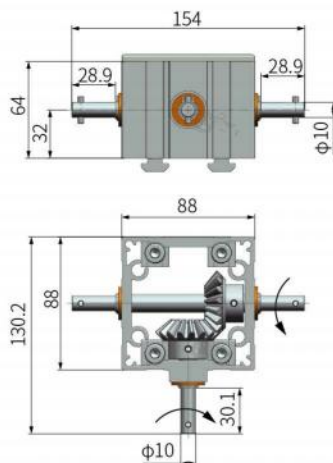

Item ①	Adjustment range	Maximum adjustment width	Adapted support beam	Weight (Kg)
YCLA660A	0~370	196	88X88, 44X88mm Support beam	6.48
YCLA950A	0~590	248		8.75

- ① Suitable for adjusting the distance between conveying tracks, mostly used for gripper conveyors.
- ② To adjust the distance between the two sliders.
- ③ Shaft protruding on both sides can be connected with shaft and handwheel.

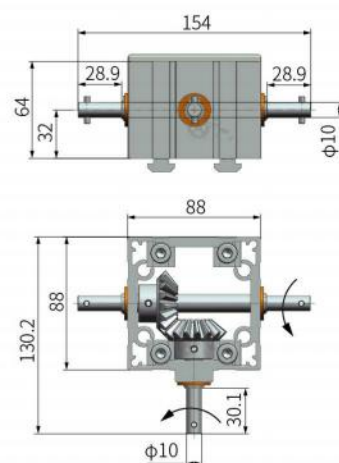
Characteristic ②	Colour	Surface treatment	Material		
			Body	Screw rod	Fastener
1	Silver	Frosting oxidation	A6063	Galvanized	SUS202



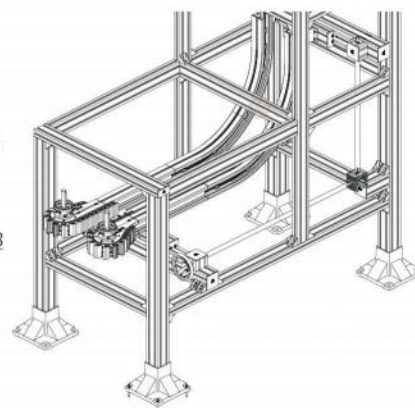
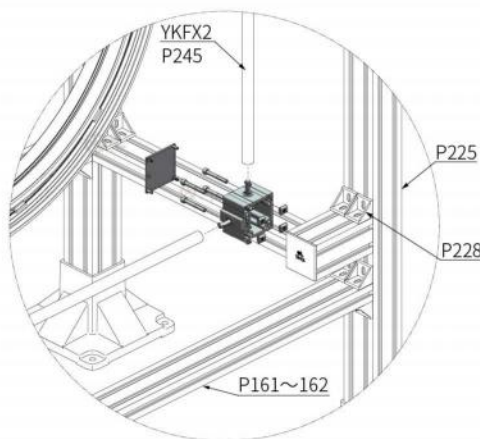

Angle gear unit



Item : YCFW90



Item : YCFW90A



Conveyor support



How to choose ①-②	Item ①-Characteristic ②
Part.	YCFW90-C1

Item ①	Direction	Adapted support beam	Weight (Kg)
YCFW90	Forward	88X88, 44X88mm Support beam	0.95
YCFW90A	Reverse		0.95

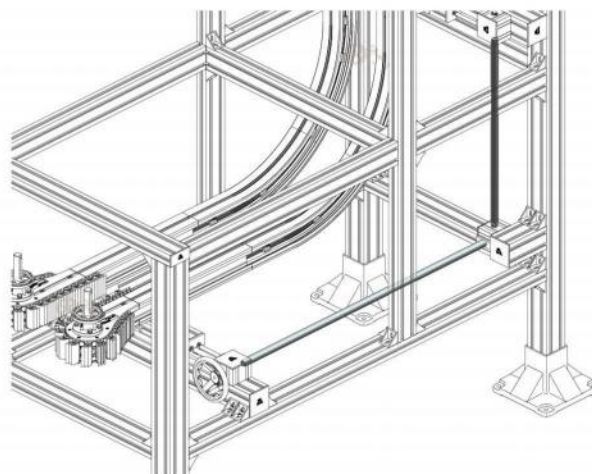
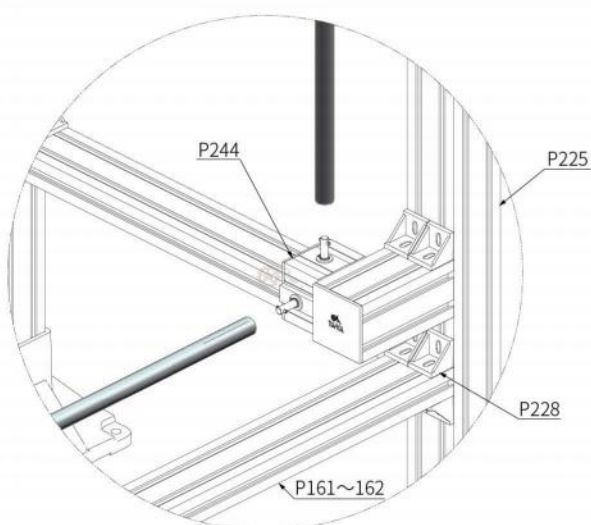
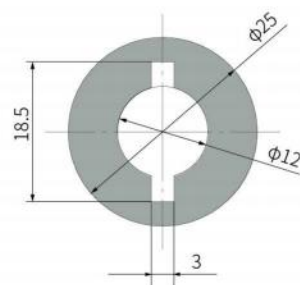
② Suitable for 90-degree reverse of the shaft rod.

Characteristic ②	Colour	Surface treatment	Material		
			Body	Screw rod	Fastener
1	Silver	Frosting oxidation	A6063	Galvanized	SUS202





Shaft



How to choose ^①-^② Item ^①-Characteristic ^②

Part. YLFX2-C1

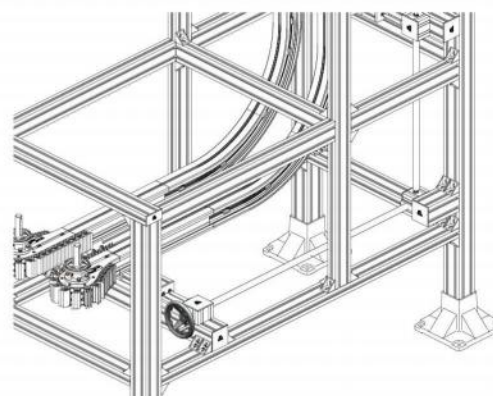
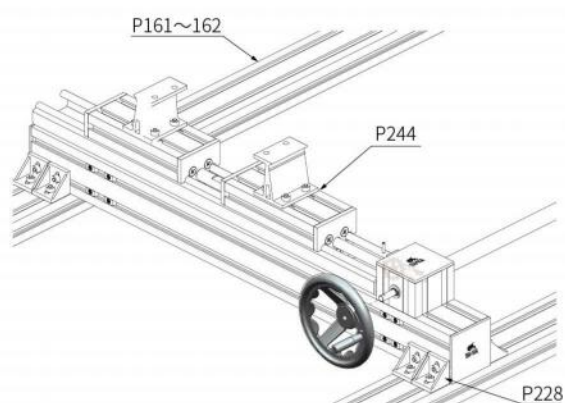
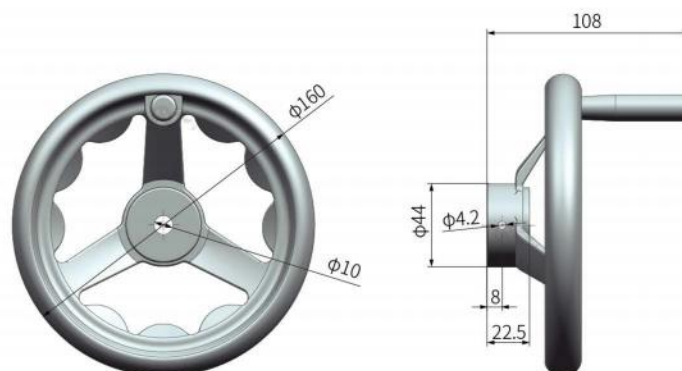
Item ^①	Length (M)	Weight (Kg)
YLFX2	2M	1.93
YLFX4	4M	3.86

① Suitable for the transmission of torsion in the width adjustment actuator.

Characteristic ^②	Colour	Surface treatment	Material
1	Silver	Frosting oxidation	A6063



Hand wheel



Conveyor support



How to choose ①-②	Item ①-Characteristic ②
Part.	YLAW160X10-C1

Item ①	Weight (Kg)
YLAW160X10	0.80

① Suitable for width adjustment actuator drive wheel.

Characteristic ②	Colour	Surface treatment	Material
1	Silver	Chromium electroplating	Iron



Guide rail



P161~164



P165~166



P186~194



P200~207



P248



P250



P251~252



P263~278

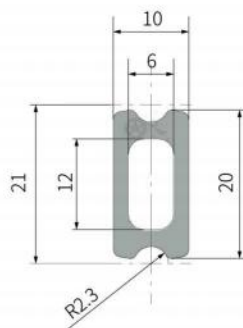


P282~286

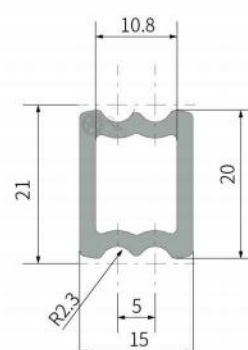


P299~312

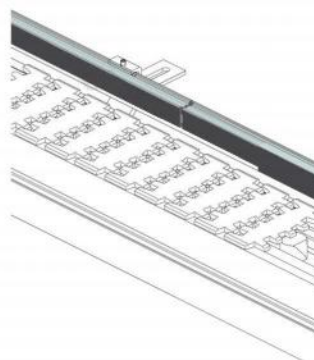
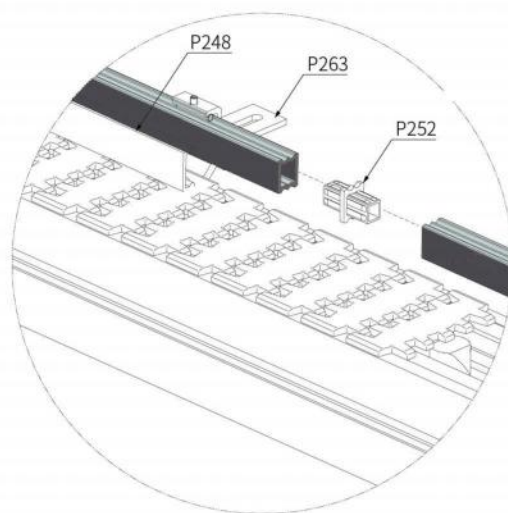
Guide



Item : YLRS3X10



Item : YLRS3X15



How to choose ①-②

Item ①-Characteristic ②

Part.

YLRS3X10-C1

Item ①	Length (M)	Weight (Kg)
YLRS3X10	3M	0.93
YLRS3X15		1.20

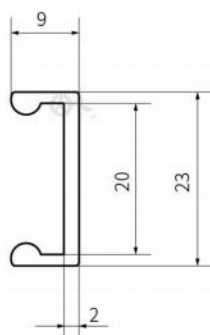
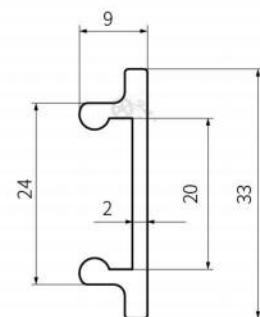
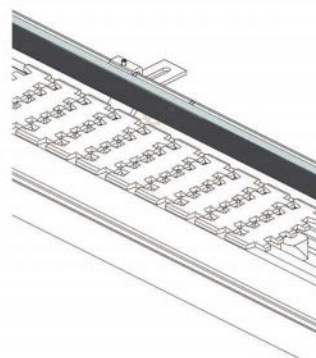
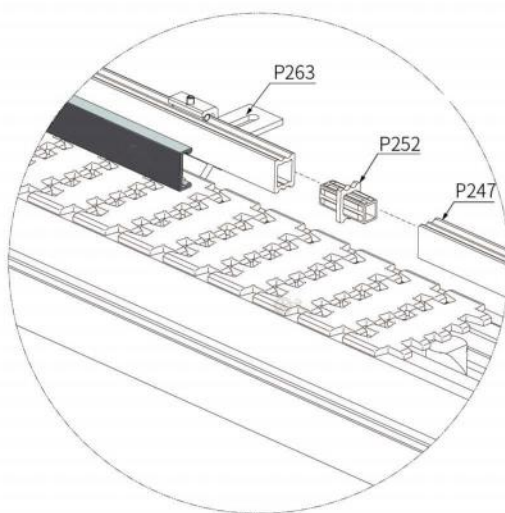
① Suitable for guiding and protecting the product on both sides of the conveyor.

② The grooves on both sides can be used for plastic cover or brackets.

Characteristic ②	Colour	Surface treatment	Material
1	Silver	Frosting oxidation	A6063



Guide rail cover


Item : **YLRT3X23U**

Item : **YLRT3X33U**


How to choose ¹ - ²	Item ¹ -Length ² -Characteristic ³
Part.	YLRT3X23U-3M-C1

Item ¹	Length ² (M)	Weight (Kg/M)
YLRT3X23U	3M, 50M	0.25
YLRT3X33U		0.35

- ➊ Suitable for guiding and protecting the product on both sides of the conveyor.
- ➋ Self-lubricating, low friction, no damage to the conveyed objects.
- ➌ The grooves on both sides can be used for plastic cover or brackets.

Characteristic ³	Colour	Material
1	Grey	1M UHMW-PE



Guide with cover



P161~164



P165~166



P186~194



P200~207



P250



P251~252



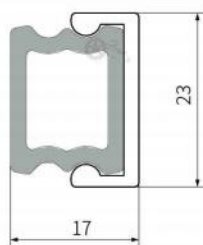
P263~278



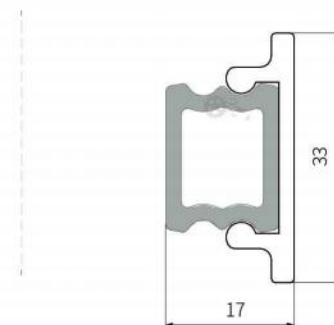
P282~286



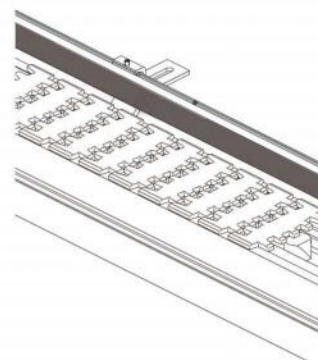
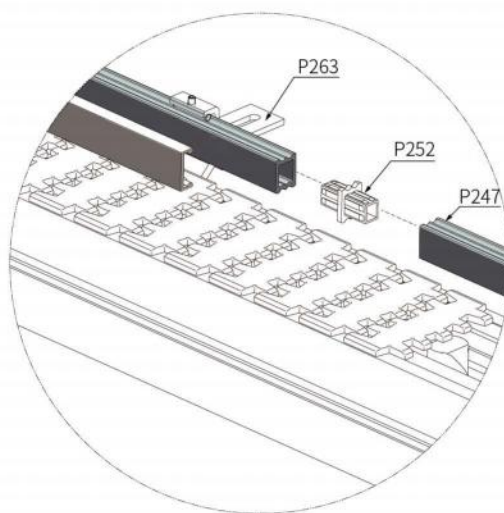
P299~312



Item : YLRT3X23



Item : YLRT3X33



How to choose ①-② Item ①-Characteristic ②

Part. YLRT3X23-C1

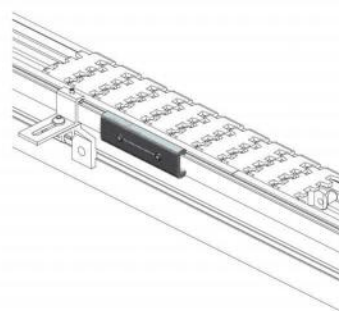
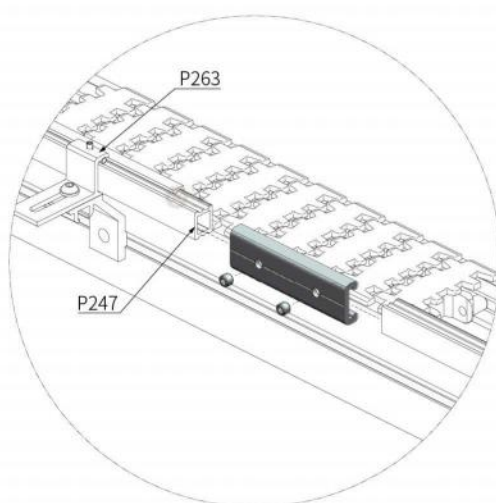
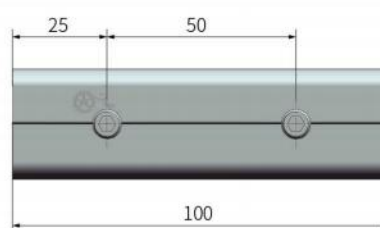
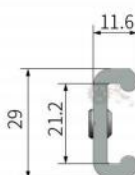
Item ①	W	Length (M)	Weight (Kg)
YLRT3X23	23	3M	1.45
YLRT3X33	33		1.55

- ① Suitable for guiding and protecting the product on both sides of the conveyor.
- ② Self-lubricating, low friction, no damage to the conveyed objects.
- ③ The grooves on both sides can be used for plastic cover or brackets.

Characteristic ②	Colour		Material	
	Profile	Aluminum	Profile	Aluminum
1	Grey	Silver	1M UHMW-PE	A6063



Connecting blocks



How to choose ¹ - ²	Item ¹ -Characteristic ²
Part.	YLRJ100-C1

Item ¹	Weight (Kg)
YLRJ100	0.05

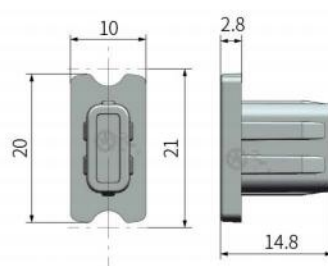
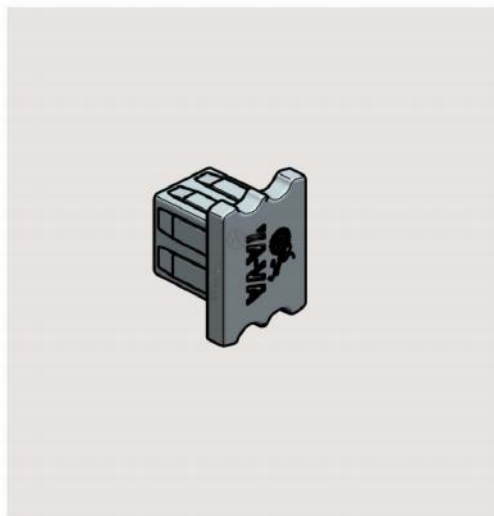
• Suitable for connecting the guardrail profiles.

Characteristic ²	Colour	Surface treatment	Material	
			Body	Fastener
1	Silver	Frosting oxidation	A6063	SUS202

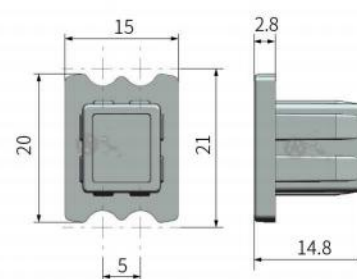




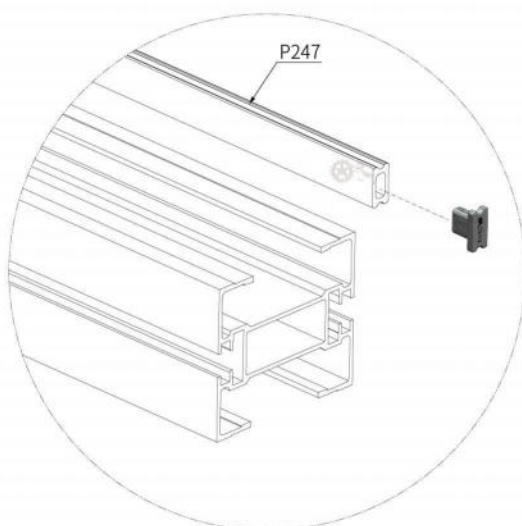
End plug



Item : YLRE10



Item : YLRE15



How to choose ¹ - ²	Item ¹ -Characteristic ²
Part.	YLRE10-C1

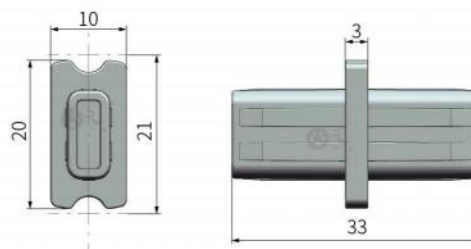
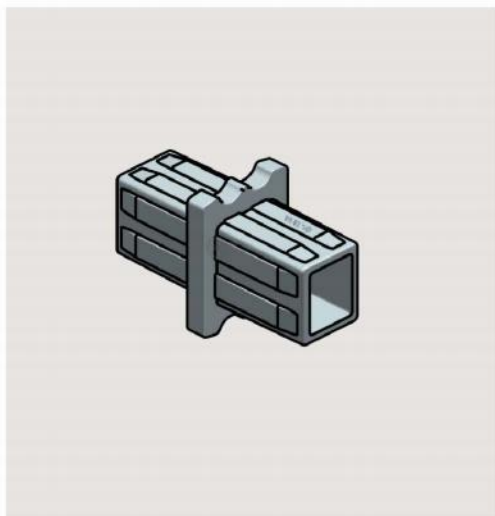
Item ¹	Weight (Kg)
YLRE10	0.01
YLRE15	0.01

● Suitable for guardrail end sealing plugs.

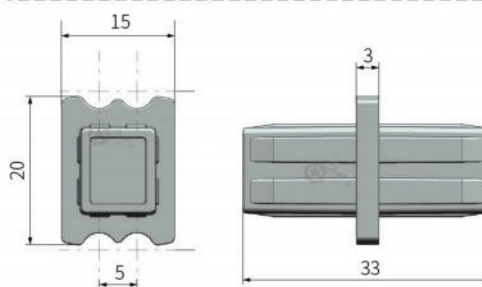
Characteristic ²	Colour	Material
1	Grey	PA6+GF



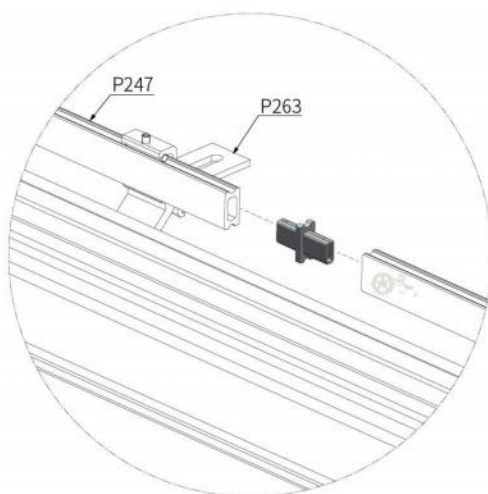
Connecting plug



Item : YLRJ10



Item : YLRJ15



P247



P249



How to choose ¹ - ²	Item ¹ -Characteristic ²
Part.	YLRJ10-C1

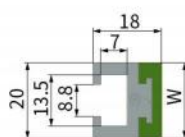

Item ¹	Weight (Kg)
YLRJ10	0.01
YLRJ15	0.01

¹ Suitable for the new guardrail end transition.

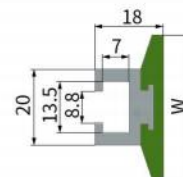
Characteristic ²	Colour	Material
1	Grey	PA6+GF



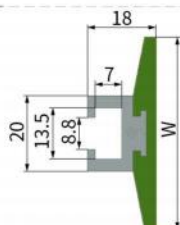
Rail guide



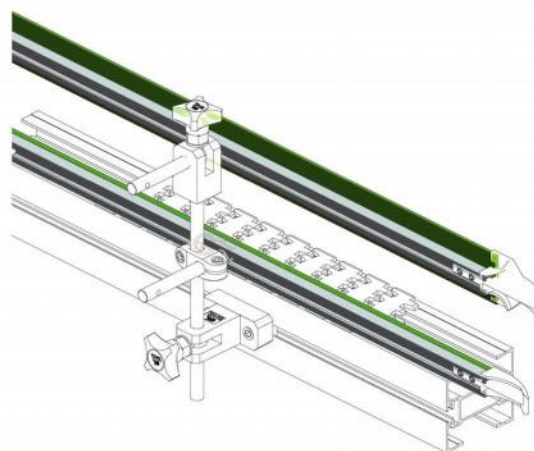
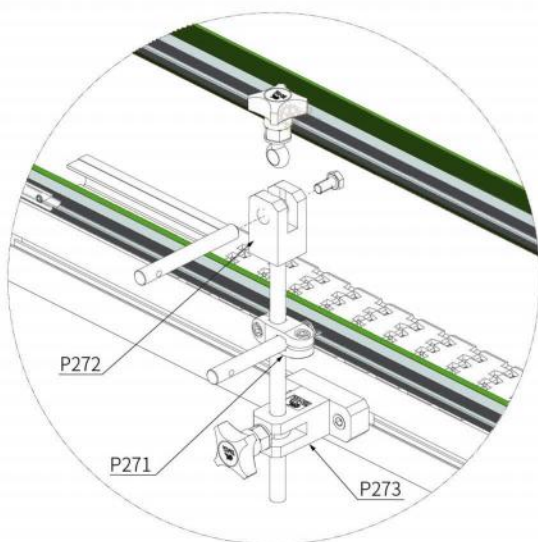
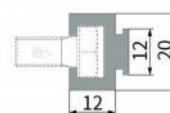
Item : YY-20.4



Item : YY-38.1



Item : YY-50.8



How to choose ^{①-②}	Item ^① -Characteristic ^②
Part.	YY-20.4-C1

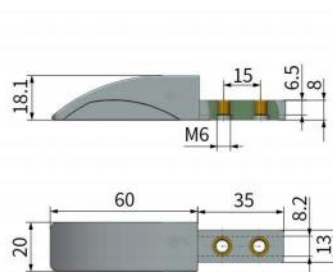
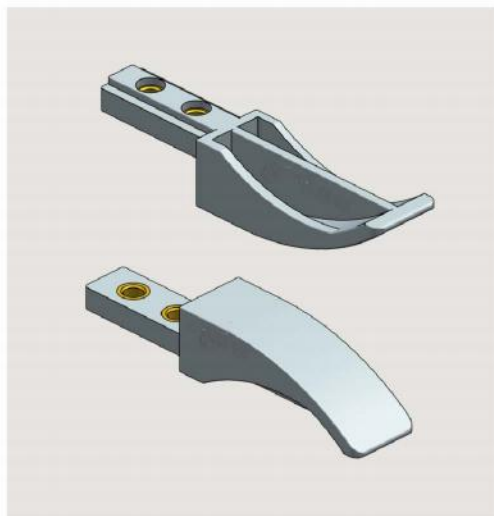
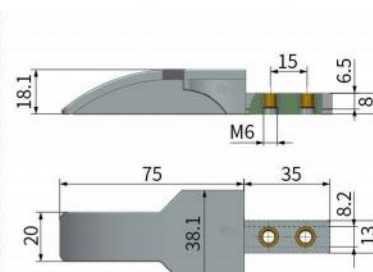
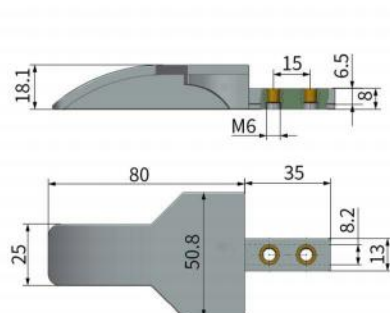
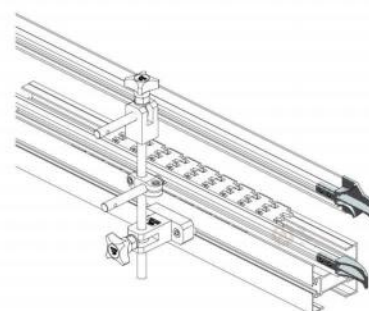
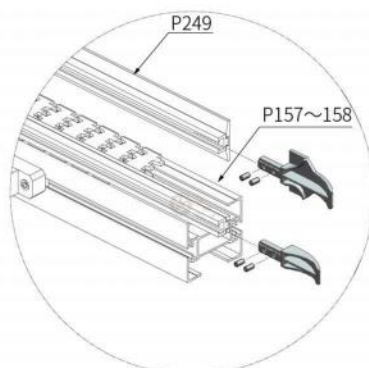
Item ^①	W	Length (M)	Weight (Kg)
YY-20.4	20.0	3M	1.45
YY-38.1	38.1		1.69
YY-50.8	50.8		1.85

- ① Plastic profile with self-lubrication, small friction coefficient, not easy to damage the products.
- ② The groove adapts the bolt, and then connects the fixing bracket.

Characteristic ^②	Colour		Material	
	Profile	Aluminum	Profile	Aluminum
1	White	Silver	1M UHMW-PE	A6063
2	Green		2.5M UHMW-PE	
3	Green			
4	White			



Guide connector


Item : **GDB-20.4**

Item : **GDB-38.1**

Item : **GDB-50.8**


How to choose ①-②	Item ^① -Characteristic ^②
Part.	GDB-20.4-C1

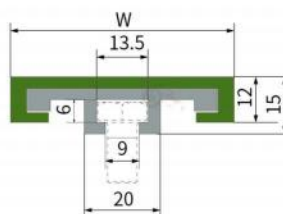

Item ^①	Weight (Kg)
GDB-20.4	0.02
GDB-38.1	0.03
GDB-50.8	0.04

- ① Lead the products into the conveyor track.
- ② Fasten the thread, limiting protective cover sliding.

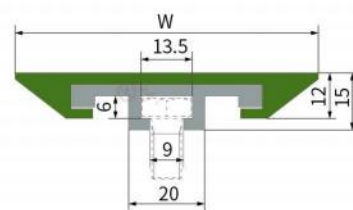
Characteristic ^②	Colour	Material	
		Body	Fastener
1	Grey	PA6+GF	SUS202



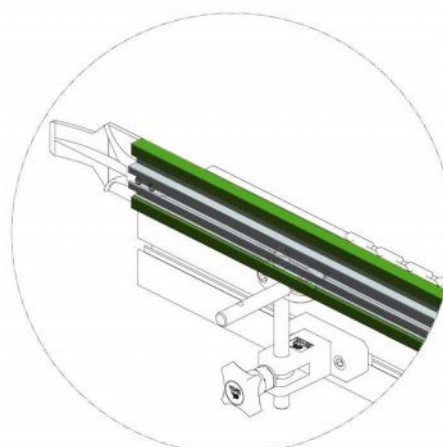
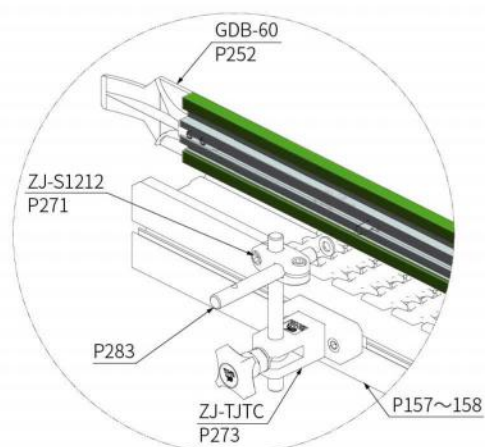
Aluminum guide +C guide rail



Item : PD-G-59



Item : PD-G-80/100



How to choose ①-②	Item ①-Characteristic ②
Part.	PD-G-59-C1

Item ①	W	Length (M)	Weight (Kg)
PD-G-59	60	3M	2.80
PD-G-80	80		3.10
PD-G-100	100		4.35

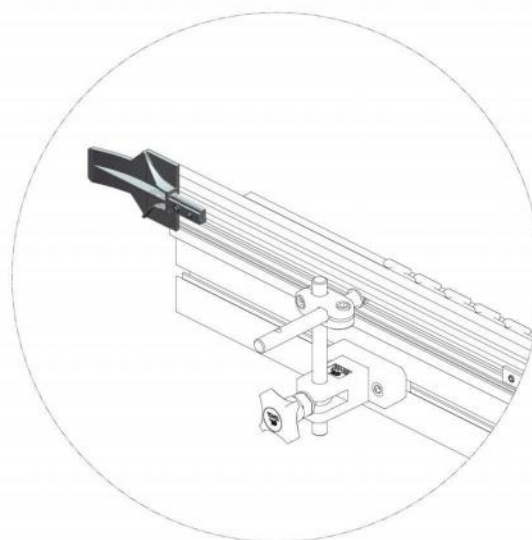
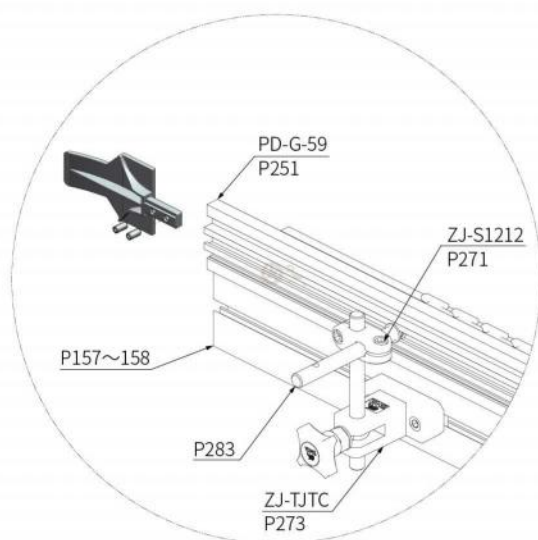
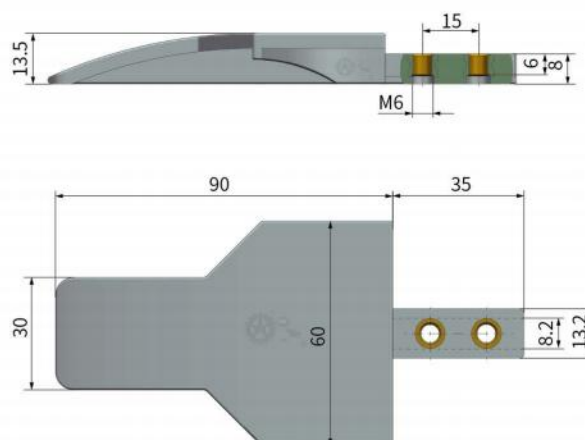
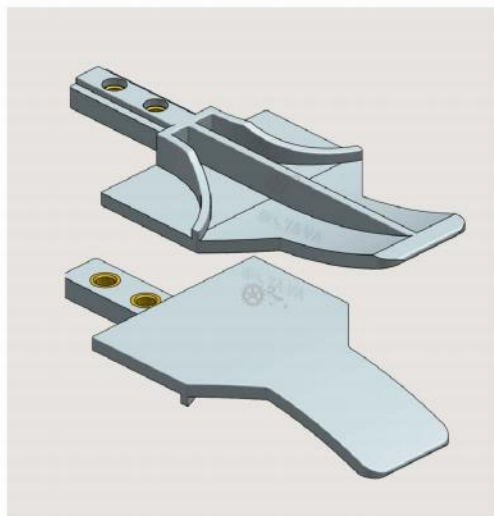
① Plastic profile with self-lubrication, small friction coefficient, not easy to damage the products.

② The groove adapts the bolt, and then connects the fixing bracket.

Characteristic ②	Colour		Material	
	Profile	Aluminum	Profile	Aluminum
1	Green	Silver	1M UHMW-PE	A6063
2	Black			
3	White			
4	Green		2.5M UHMW-PE	
5	Black			
6	White			



Guide connector



How to choose ^{①-②}	Item ^① -Characteristic ^②
Part.	GDB-60-C1

Item ^①	Weight (Kg)
GDB-60	0.04

- ① Lead the products into the conveyor track.
- ② Fasten the thread, limiting protective cover sliding.

Characteristic ^②	Colour	Material	
		Body	Fastener
1	Grey	PA6+GF	SUS202



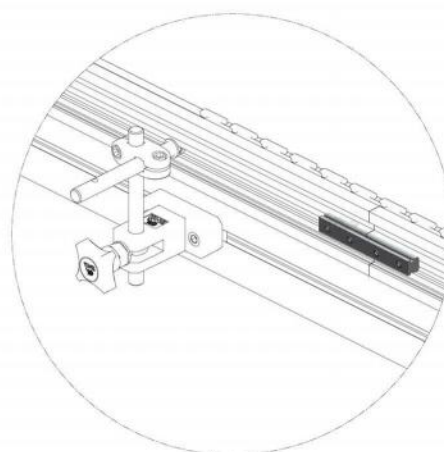
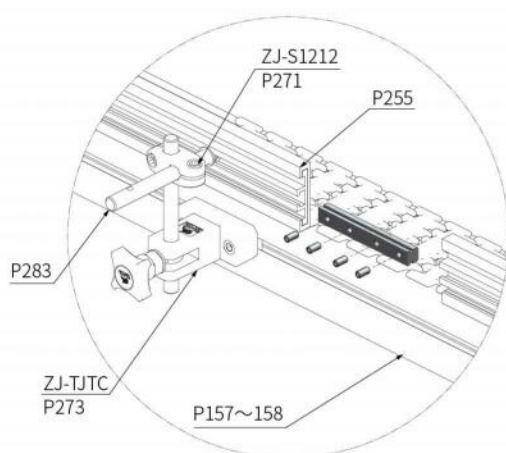
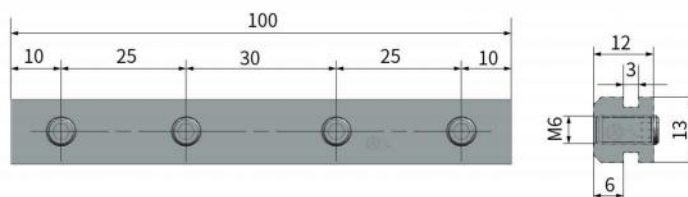


P253



P255

Connecting bar



How to choose ①-②	Item ①-Characteristic ②
Part.	YS-LJT-C1

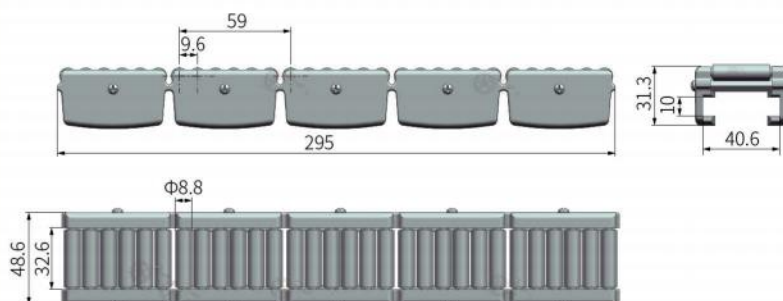
Item ①	Weight (Kg)
YS-LJT	0.04

- ① Convenient to use. connection in firm and beautiful state.
- ② With the grooves of the type, the thread is locked and fixed.

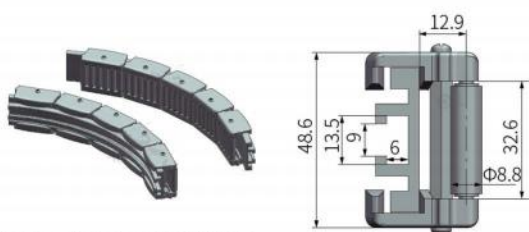
Characteristic ②	Colour	Material	
		Body	Fastener
1	Silver	A6063	SUS202



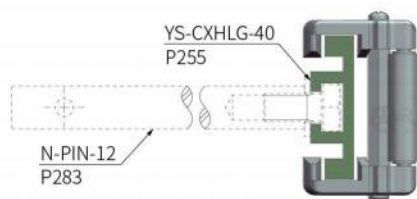
Roller side guide



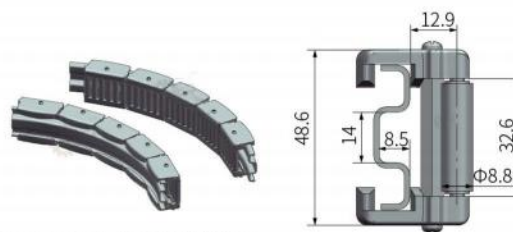
Suit to C type guide rail



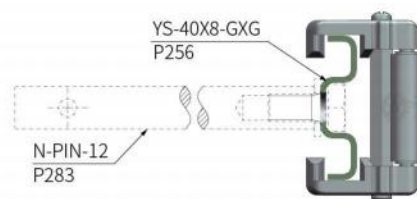
Minimum external radius:250mm
Minimum internal radius:250mm



Suit to metal profile



Minimum external radius:250mm
Minimum internal radius:250mm



How to choose ①-②	Item ①-Characteristic ②
Part.	GZ-HL-1-C-C1

Item ①	Length (M)	Weight (Kg/m)
GZ-HL-1-C	0.295M	1.06

- ① Easy in layout, can be straight or curve application, with bow steel impact resistance.
- ② Multi-module combination, back with fixed skeleton.

Characteristic ②	Colour		Material		
	Body	Rollers	Body	Rollers	Pin
1	Black	Orange	PA6	POM	SUS202



P161~164/
171~172



P165~166/
173~174



P186~199



P200~212



P259~260



P263~281



P282~298

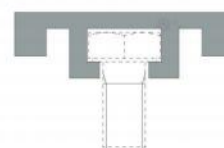
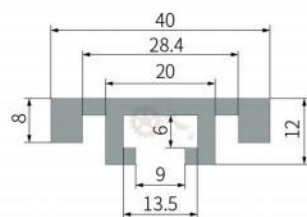


P299~312





C type guide rail



How to choose ^{①-②}	Item ^① - Characteristic ^②
Part.	YS-CXHLG-40-C1

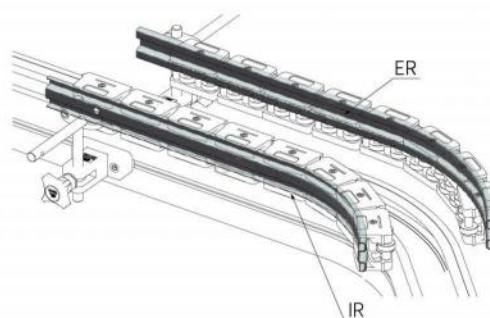
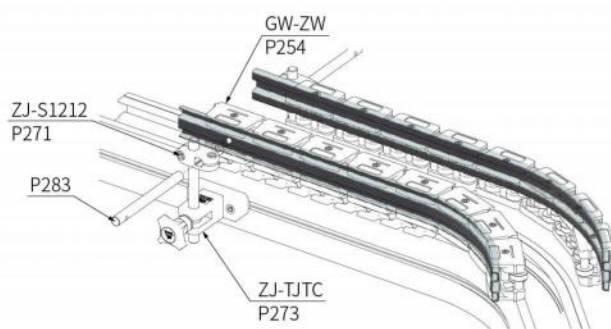
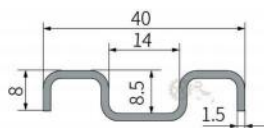

Item ^①	Length (M)	Weight (Kg)
YS-CXHLG-40	3M	2.00

- ① As roller guide back support.
- ② Easy to shape, easy to put the layout.
- ③ The back groove design, it is very easy to fasten the screws and bolts.

Characteristic ^②	Colour	Surface treatment	Material
1	Silver	Frosting oxidation	A6063



Metal profile



How to choose ^①-^② Item ^①-Characteristic ^②

Part.

YS-40X8-GXG-C1

Item ^①	Length (M)	Weight (Kg)
YS-40X8-GXG	3M	3.00

- ① As roller guide back support.
- ② High structural strength, impact resistance and it is not easy to deform.
- ③ The back groove can be fixed with outer hexagon bolt but it need to do the holes.

Characteristic ^②	Colour	Material
1	Silver	SUS304



Side guide



P171~172



P173~174



P195~199



P208~212



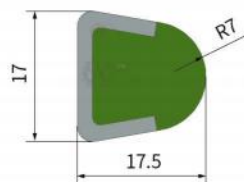

P274~281



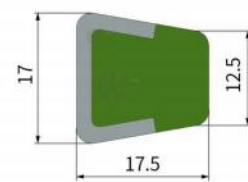
P286~298



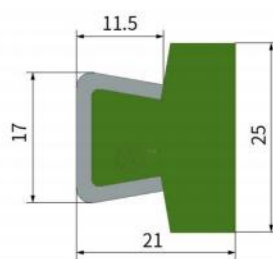
P309~312



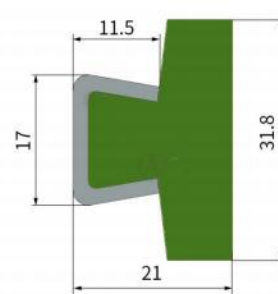
Item : PD-G-D19



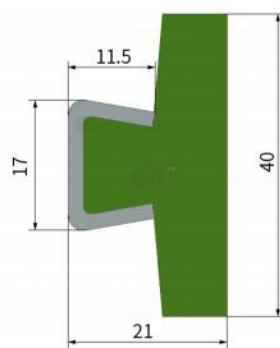
Item : PD-G-D12



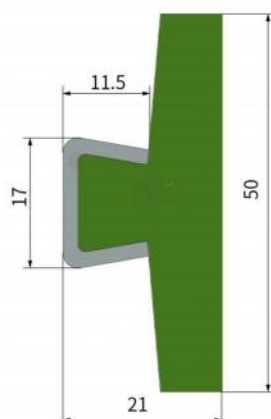
Item : PD-G-D25



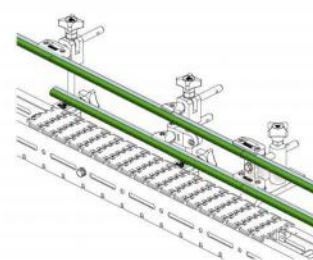
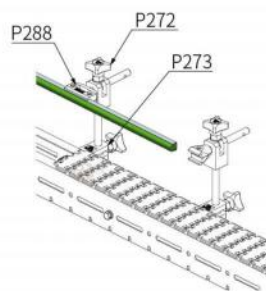
Item : PD-G-D31



Item : PD-G-D40



Item : PD-G-D50



How to choose ①-② Item ①-Characteristic ②

Part.	Item ①-Characteristic ②
	PD-G-D19-C1

Item ①	Length (M)	Weight (Kg)
PD-G-D19	3M	1.67
PD-G-D12		1.60
PD-G-D25		1.75
PD-G-D31		1.90
PD-G-D40		2.10
PD-G-D50		2.30

① Suitable for high and low temperature environment, the profile is not easy to slip..

② Stainless steel skeleton bending and tightening profile, use square clamp to tighten the bracket.

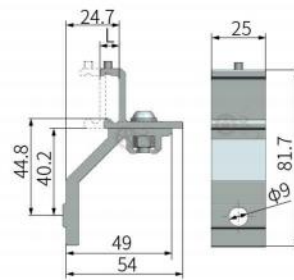
Characteristic ②	Colour		Material	
	Profile	Metal	Profile	Metal
1	White	Silver	1M UHMW-PE	SUS304
			2.5M UHMW-PE	



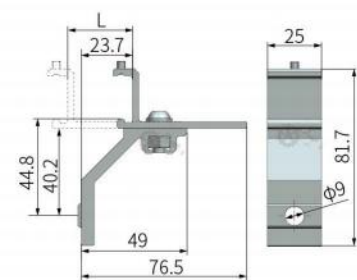
230323



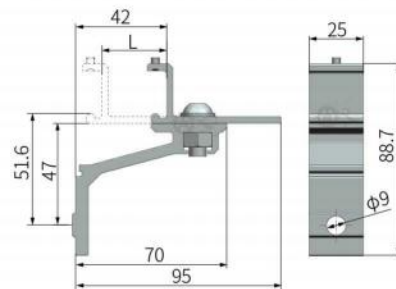
Adjustable support bracket



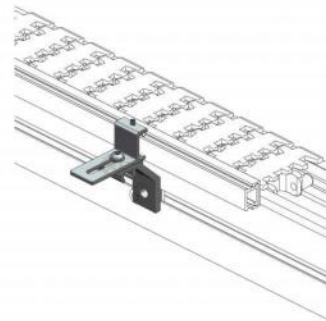
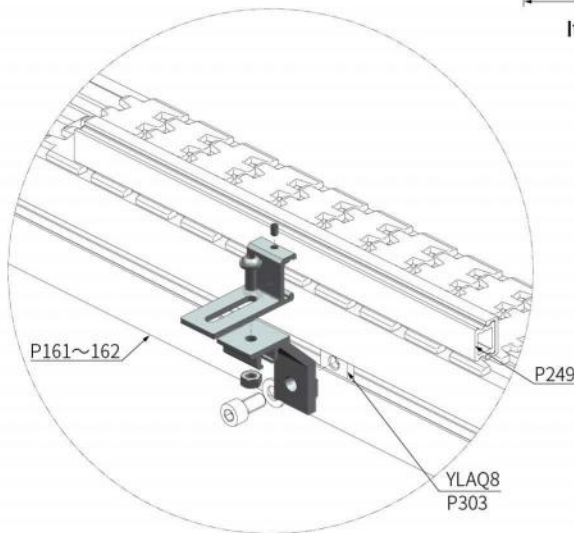
Item : YLRA26X9X45



Item : YLRA26X30X45



Item : YLRA41X30X52



How to choose ①-②	Item ①-Characteristic ②
Part.	YLRA26X9X45-C1

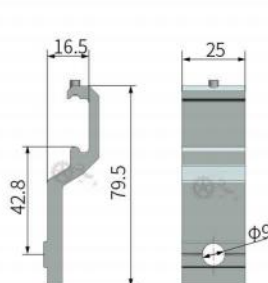
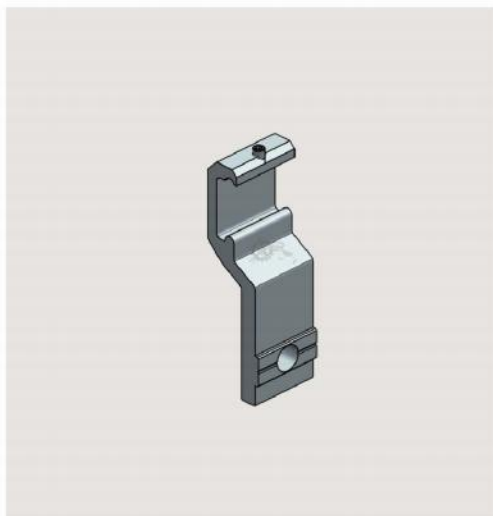
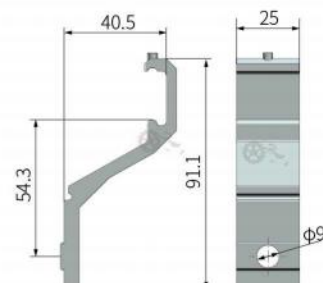
Item ①	Adjustable range	Weight (Kg)
YLRA26X9X45	9	0.05
YLRA26X30X45	30	0.05
YLRA41X30X52	30	0.06

- ① Suitable for guardrails on both sides of the conveyor beam.
- ② Fixed height, the distance can be adjusted a little between the two sides.
- ③ Can cooperate with the distance piece to increase the width.

Characteristic ②	Colour	Surface treatment	Material	
			Body	Fastener
1	Silver	Frosting oxidation	A6063	SUS202



Fixed support bracket


Item : **YLRB16X54**

Item : **YLRB40X54**


P161~164



P179~182



P186~194



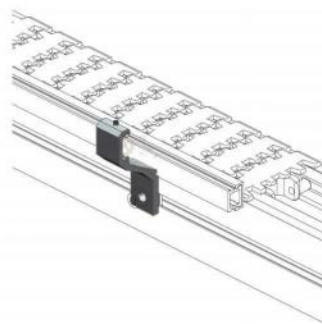
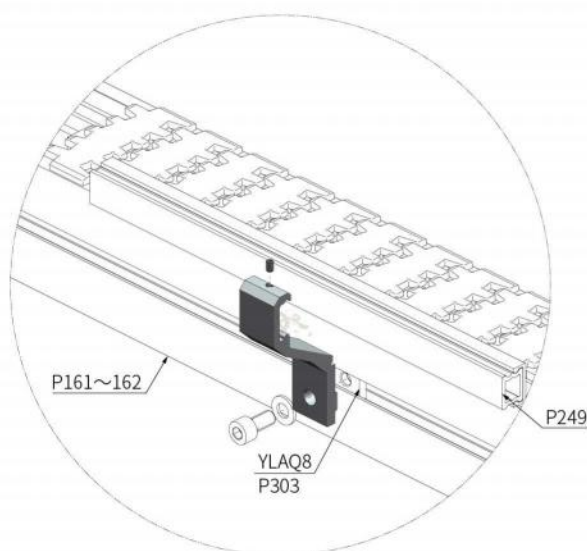
P200~207



P247~260



P282~286



How to choose ^{①-②}	Item ^① - Characteristic ^②
Part.	YLRB16X54-C1

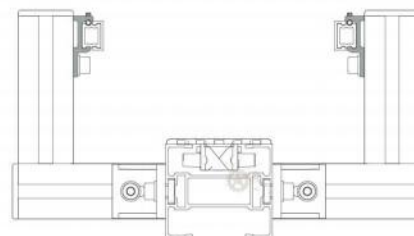
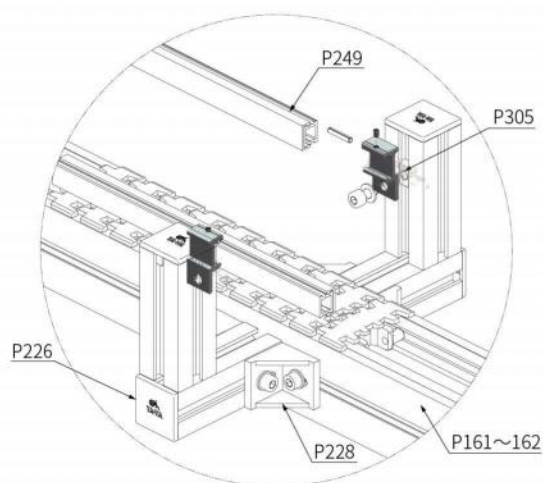
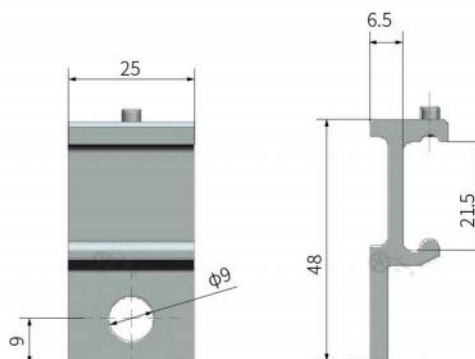
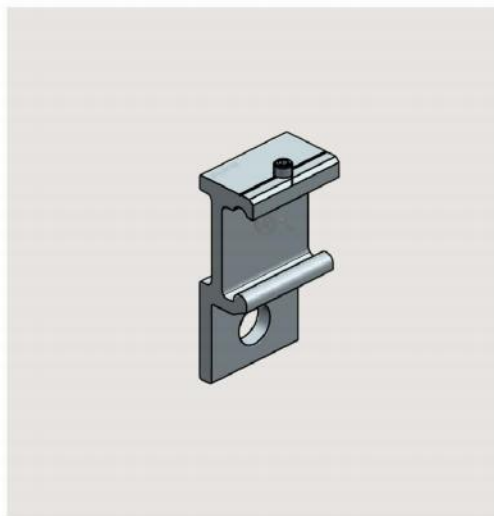
Item ^①	Weight (Kg)
YLRB16X54	0.02
YLRB40X54	0.03

② Suitable for guardrails on both sides of the conveyor beam.

Characteristic ^②	Colour	Surface treatment	Material
1	Silver	Frosting oxidation	A6063



Guide bracket



How to choose ^{①-②} Item ^①-Characteristic ^②

Part. YLRC20-C1

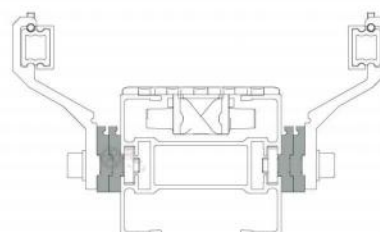
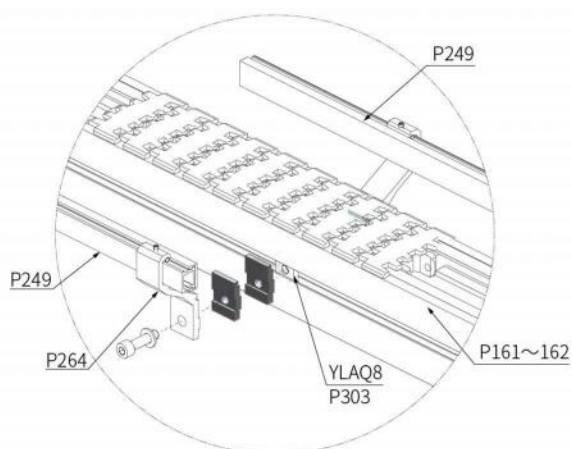
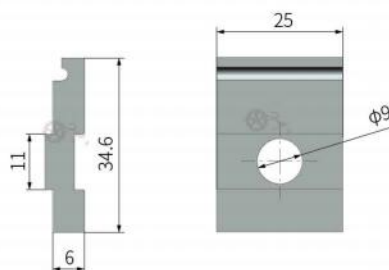
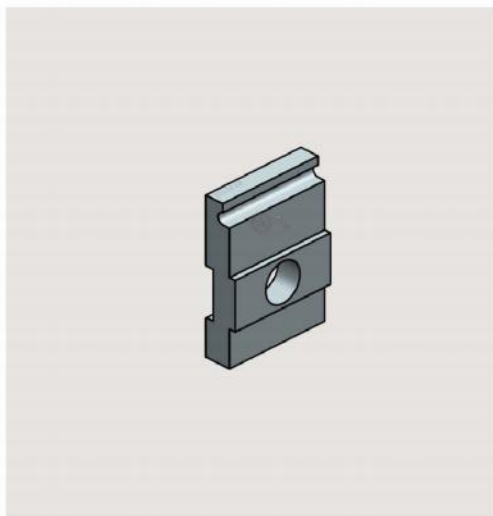
Item ^①	Weight (Kg)
YLRC20	0.03

② Suitable for the guardrails.

Characteristic ^②	Colour	Surface treatment	Material
1	Silver	Frosting oxidation	A6063



Distance piece



How to choose ^{①-②}	Item ^① -Characteristic ^②
Part.	YLRD6-C1

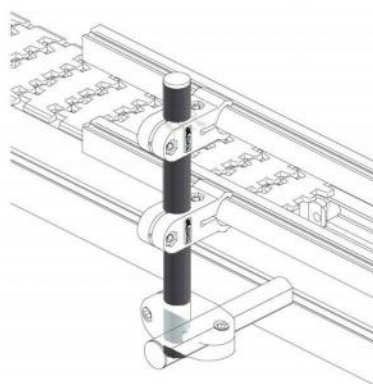
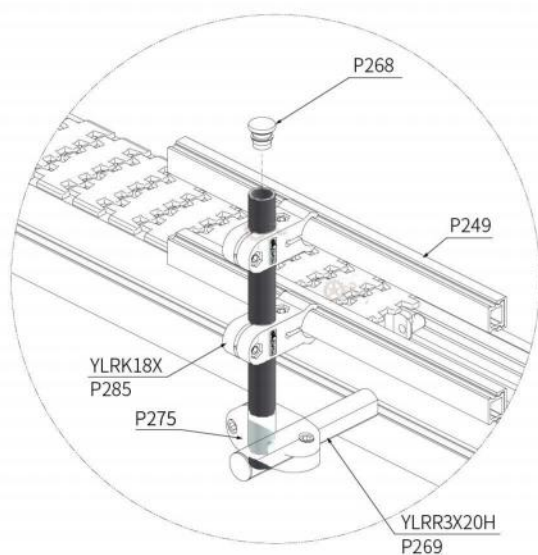
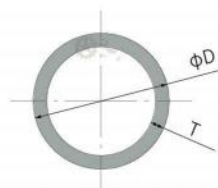
Item ^①	Thickness	Weight (Kg)
YLRD6	6	0.01

- ① Suitable for the width adjustment of guide guide.
- ② Can be stacked in multiple layers.

Characteristic ^②	Colour	Surface treatment	Material
1	Silver	Frosting oxidation	A6063



Aluminium tube



How to choose ^①-^② Item ^①-Characteristic ^②

Part.

YLRR3X18C-C1

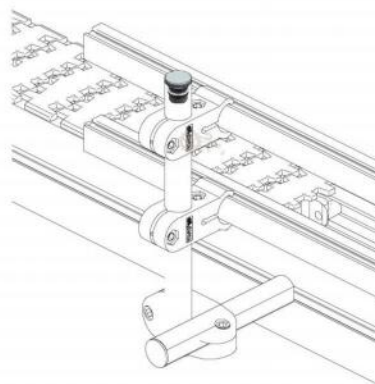
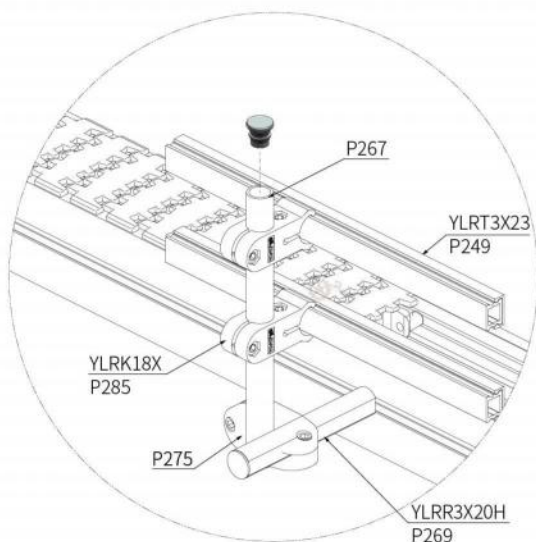
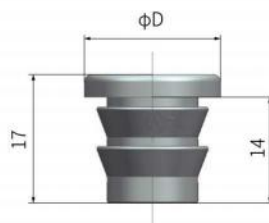
Item ^①	Dia D	Wall thickness T	Length (M)	Weight (Kg)
YLRR3X18C	18	1.8	3M	0.70

① Suitable for the connection of brackets and guardrails.

Characteristic ^②	Colour	Surface treatment	Material
1	Silver	Frosting oxidation	A6063



Aluminium tube plug



How to choose ¹ - ²	Item ¹ -Characteristic ²
Part.	YLRE18-C1

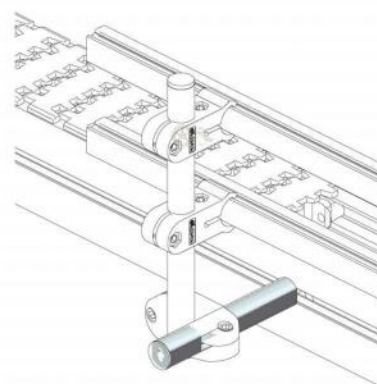
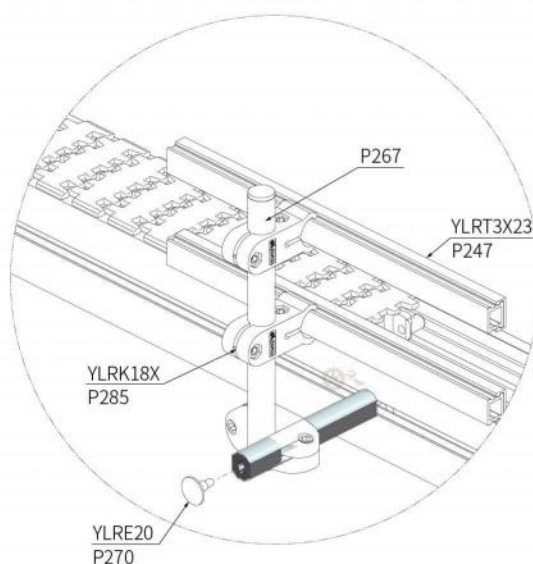
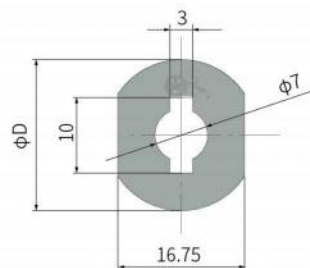
Item ¹	Dia D	Weight (Kg)
YLRE18	18	0.01

¹ Suitable for aluminum tube end plugs.

Characteristic ²	Colour	Material
1	Grey	PA6+35%GF



Flat aluminium tube



How to choose 1-2 Item 1-Characteristic 2

Part.	Item 1-Characteristic 2
	YLRR3X20H-C1

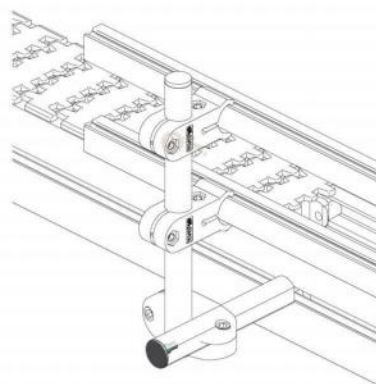
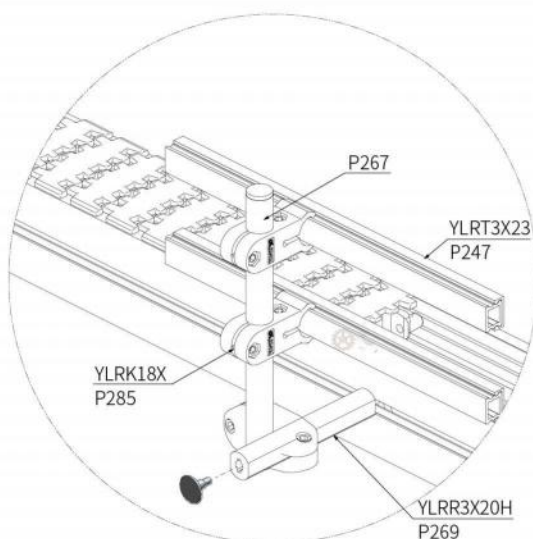
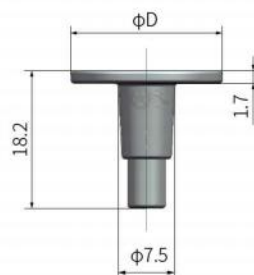
Item 1	Dia D	Length (M)	Weight (Kg)
YLRR3X20H	20	3M	2.00

1 Suitable for the connection of brackets and guardrails.

Characteristic 2	Colour	Surface treatment	Material
1	Silver	Frosting oxidation	A6063



Flat aluminium tube plug



How to choose ①-②	Item ①-Characteristic ②
Part.	YLRE20-C1

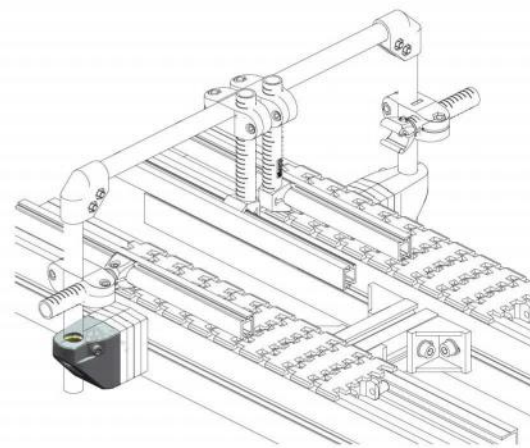
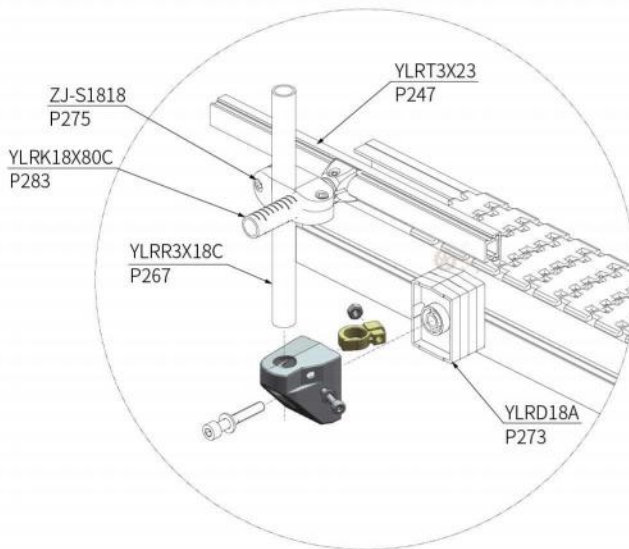
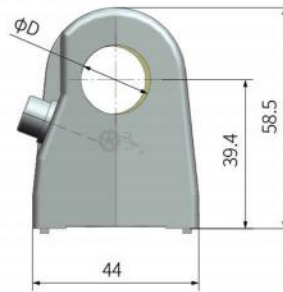

Item ①	Dia D	Weight (Kg)
YLRE20	20	0.01

② Suitable for end plugs of flat aluminum tubes.

Characteristic ②	Colour	Material
1	Black	PA66



Guide rail bracket support Type V



How to choose ①-②	Item ①-Characteristic ②
Part.	YLRF42X18V-C1

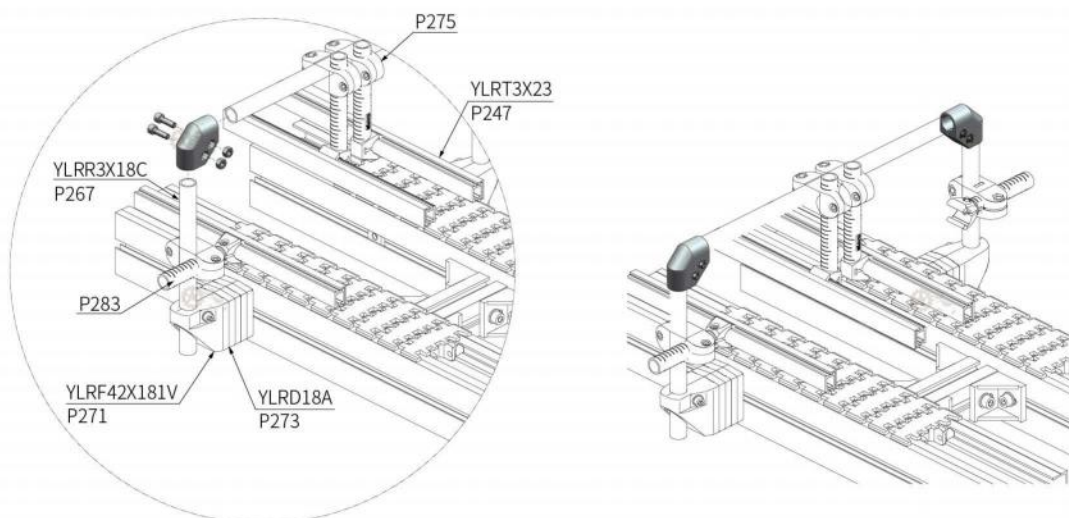
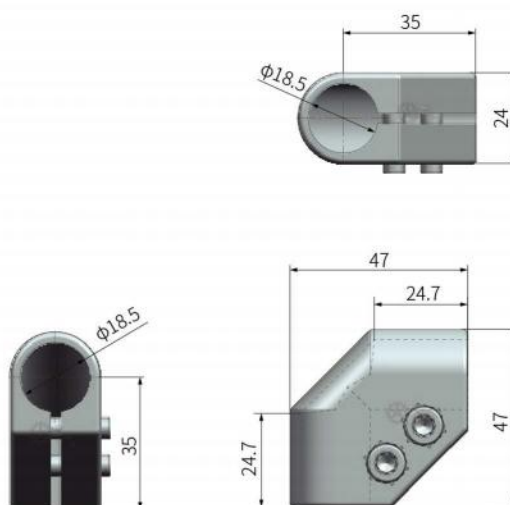
Item ①	Dia D	Weight (Kg)
YLRF42X18V	18	0.08

- ① Suitable for conveyor support structural parts.
- ② Locking side bolts clamp round rods.
- ③ A type spacer can be used for the height increased.

Characteristic ②	Colour	Material	
		Body	Fastener
1	Grey	PA6+35%GF	SUS202



Corner connector



How to choose ①-② Item ①-Characteristic ②

Part.	Item ①-Characteristic ②
YLRX18C-C1	

Item ①	Dia D	Dia B	Weight (Kg)
YLRX18C	18	18	0.03

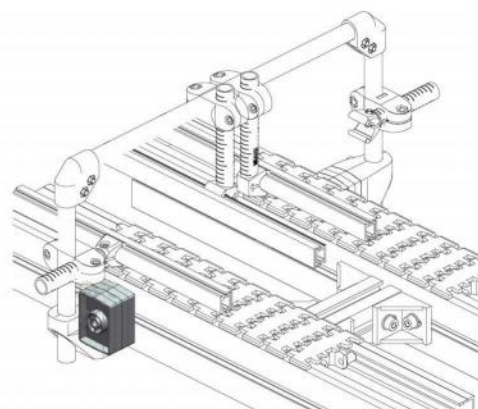
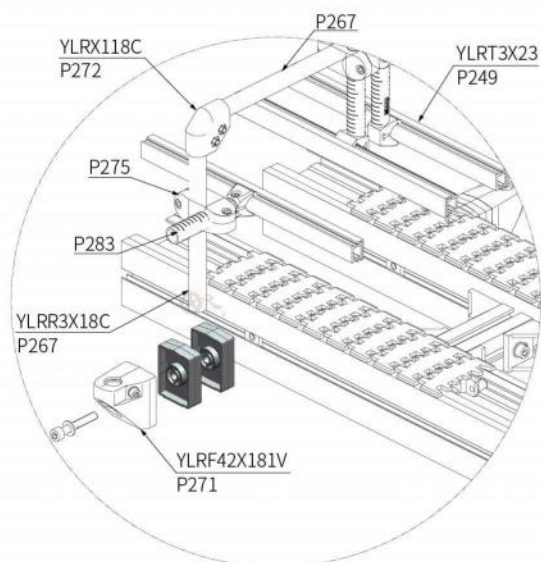
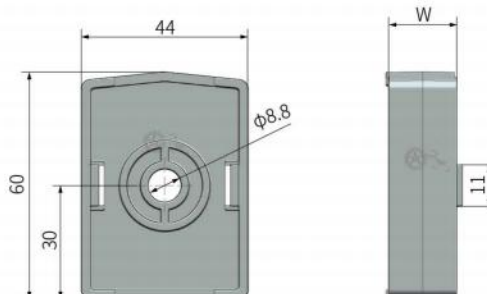
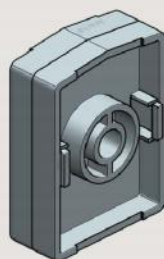
① Suitable for conveyor support structural parts.

② Locking bolts clamp round rods.

Characteristic ②	Colour	Material	
		Body	Fastener
1	Grey	PA6+35%GF	SUS202



A type spacer for guide rail bracket support



How to choose ①-②	Item ①-Characteristic ②
Part.	YLRD18A-C1

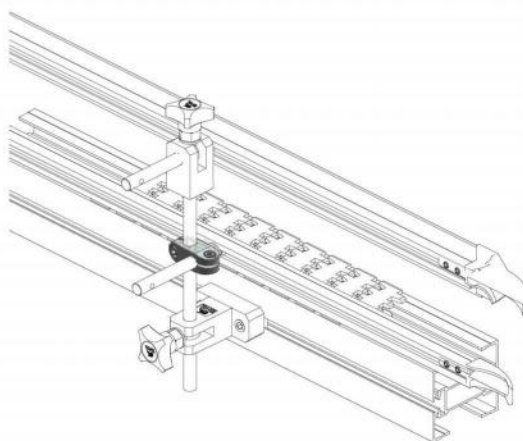
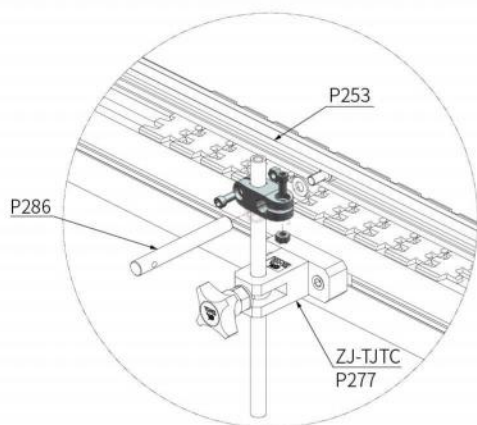
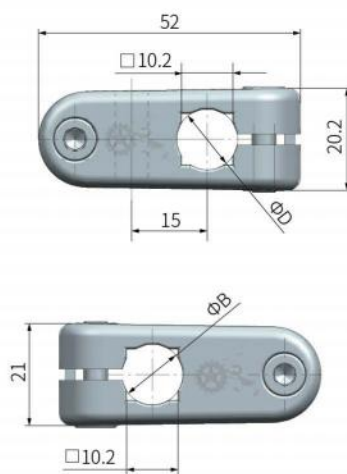
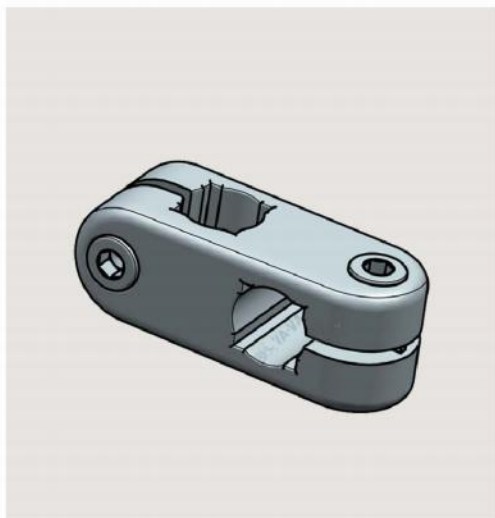
Item ①	Thickness W	Weight (Kg)
YLRD18A	18	0.03

- ① Used for the V type support bracket.
- ② Can be stacked in multiple layers.

Characteristic ②	Colour	Material
1	Grey	PA6+35%GF



Small clamp



How to choose ^①-^② Item ^①-Characteristic ^②

Part.

ZJ-S1010-C1

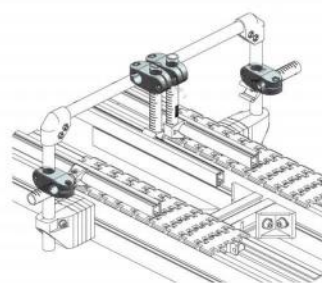
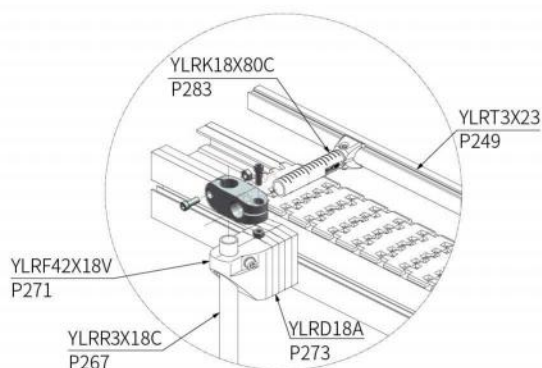
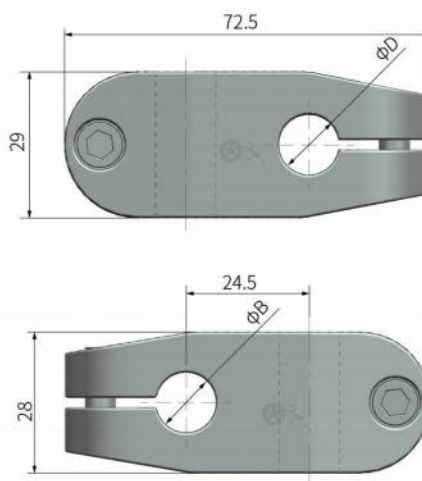
Item ^①	Dia D	Dia B	Weight (Kg)
ZJ-S1010	10	10	0.12
ZJ-S1210	12	12	0.10

- ① Suitable for conveyor support structural parts.
- ② Tighten the rod by fixing bolts.
- ③ Avoid excessive locking to avoid damage to the body and fastener screws.

Characteristic ^②	Colour	Material	
		Body	Fastener
1	Black	PA6	SUS202
2			SUS304
3	Grey		SUS202
4			SUS304



Large cross clamp



How to choose ①-② Item ①-Characteristic ②

Part. ZJ-S1212-C1

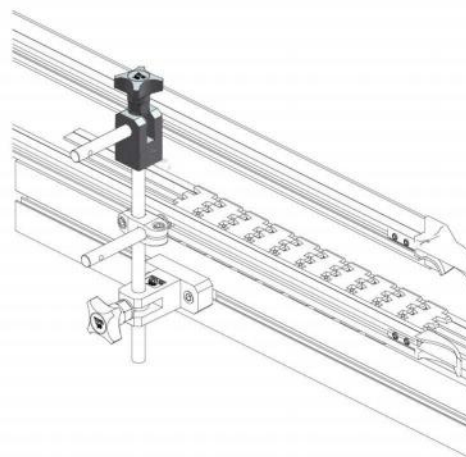
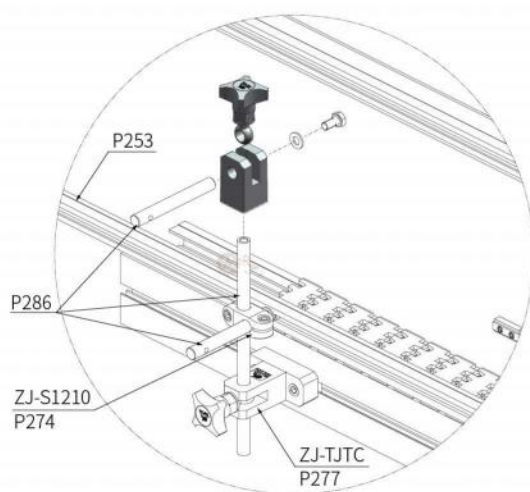
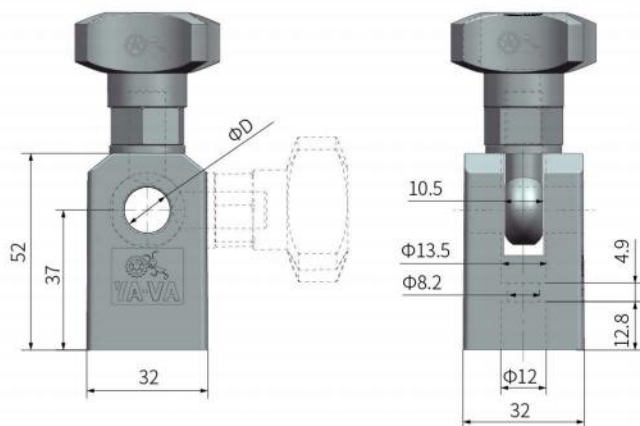
Item ①	Dia D	Dia B	Weight (Kg)
ZJ-S1212	12	12	0.07
ZJ-S1216		16	0.07
ZJ-S1218		18	0.06
ZJ-S1616	16	16	0.06
ZJ-S1818	18	18	0.06
ZJ-S2012	20	12	0.06
ZJ-S2018		18	0.05
ZJ-S2020		20	0.05

- ① Suitable for conveyor support structural parts.
- ② Tighten the rod by fixing bolts.
- ③ Avoid excessive locking to avoid damage to the body and fastener screws.

Characteristic ②	Colour	Material	
		Body	Fastener
1	Black	PA6	SUS202
2			SUS304
3	Grey	PA6+GF	SUS202
4			SUS304



Cross clamp with eyebolt



How to choose ①-② Item ①-Characteristic ②

Part.

ZJ-LJT-C1

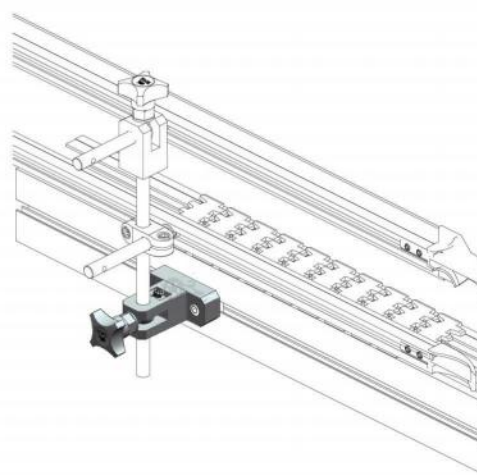
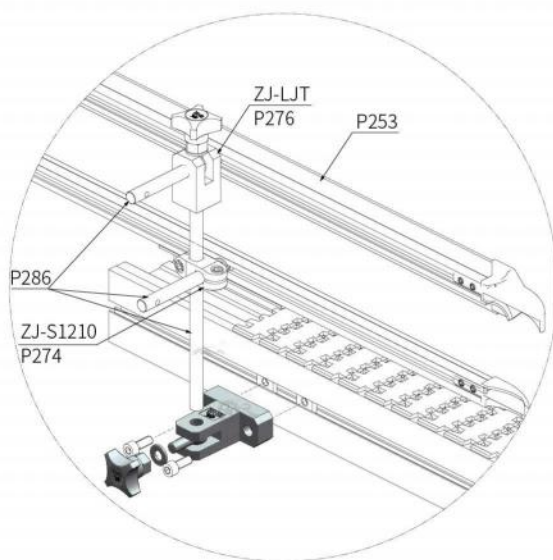
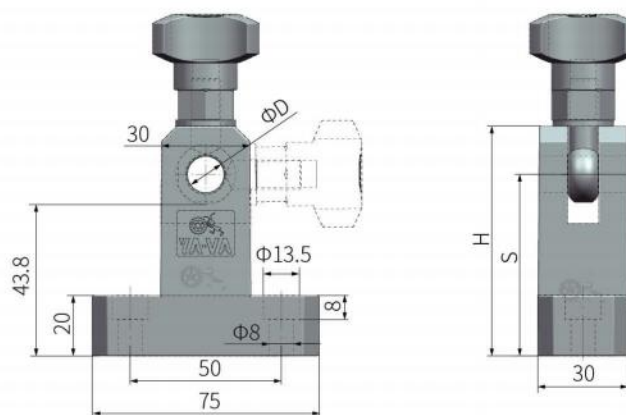
Item ①	Dia D	Weight (Kg)
ZJ-LJT	12.5	0.10

- ① Suitable for conveyor support structural parts.
- ② Eyebolt knob for locking the rod.
- ③ Side mounted T clamp to save the space.
- ④ The bottom of the clamp can also be connected the adjustable rod with screw.

Characteristic ②	Colour	Material	
		Body	Fastener
1	Black	PA6	Nickel plated CS
2			SUS304
3	Grey	PA6+GF	Nickel plated CS
4			SUS304



T clamp with eyebolt



How to choose ①-②	Item ①-Characteristic ②
Part.	ZJ-TJTC-C1

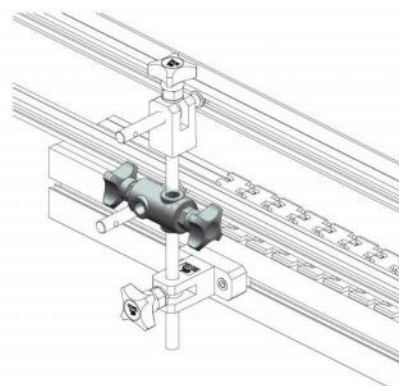
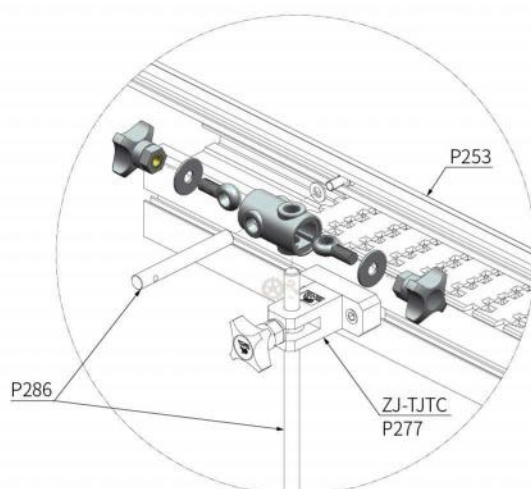
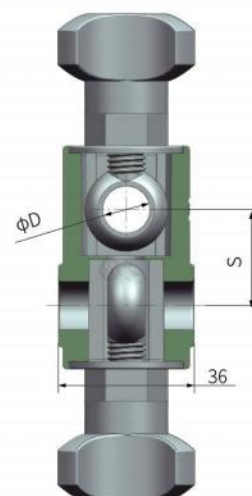
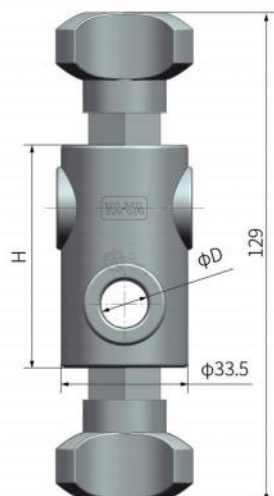
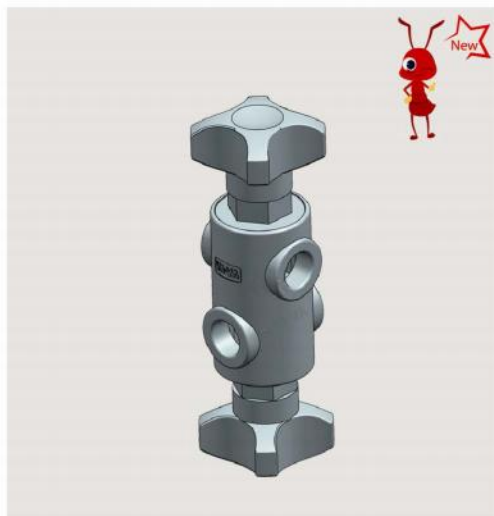
Item ①	Dia D	Height H	Height S	Weight (Kg)
ZJ-TJTC	12.5	76	60	0.12

- Suitable for conveyor support structural parts.
- Eyebolt knob for locking the rod.
- Side mounted T clamp to save the space.

Characteristic ②	Colour	Material	
		Body	Fastener
1	Black	PA6	Nickel plated CS
2			SUS304
3	Grey	PA6+GF	Nickel plated CS
4			SUS304



Cross joint



How to choose ^{①-②} Item ^①-Characteristic ^②

Part.

ZJ-SZJT-C1

Item ^①	Dia D	Height H	Hole distance S	Weight (Kg)
ZJ-SZJT	12.5	59	25.4	0.12

- ① Suitable for conveyor support structural parts.
- ② The two rods form an Angle of 90° and are fixed easily.
- ③ Eyebolt knob for locking the rod.

Characteristic ^②	Colour	Material	
		Body	Fastener
1	Black	PA6	Nickel plated CS
2			SUS304



Swivel head



P171~172



P183~185



P195~199



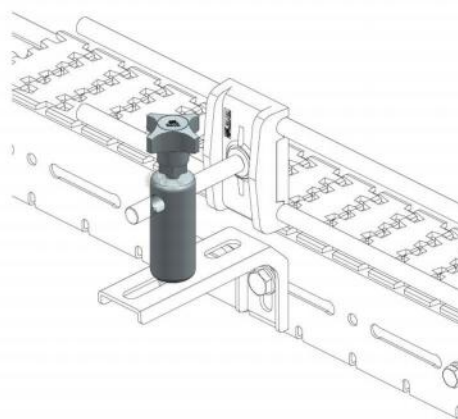
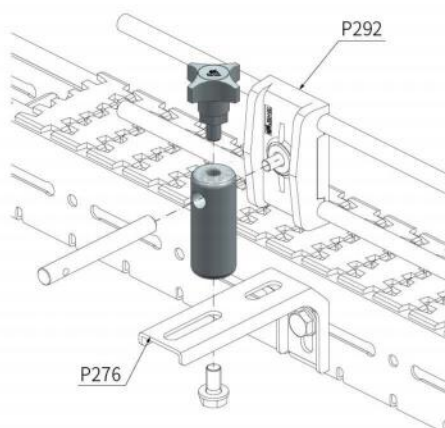
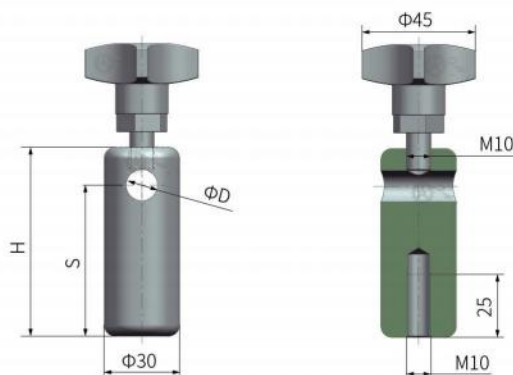
P208~212



P253~261



P286~298



How to choose ①-②	Item ①-Characteristic ②
Part.	DZJ-43.3-C1

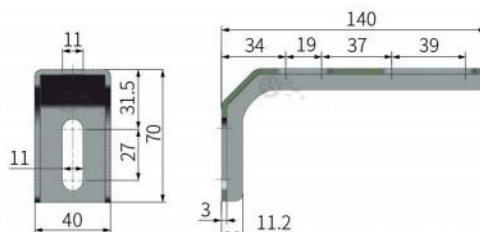
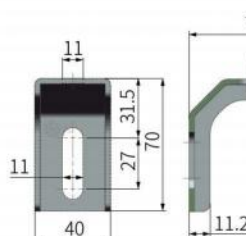
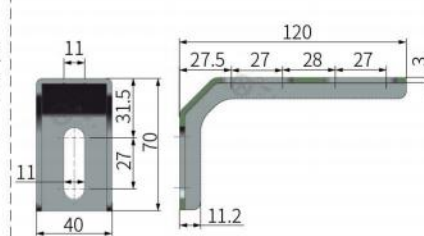
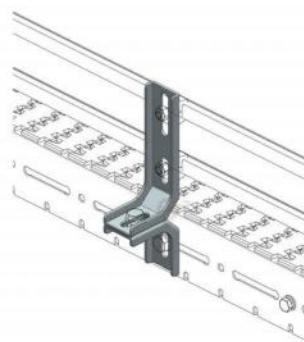
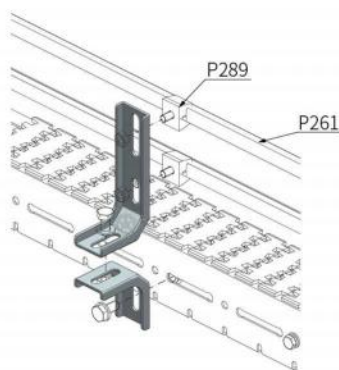
Item ①	Dia D	Height H	Height S	Weight (Kg)
DZJ-43.3	12.5	43.3	28.5	0.19
DZJ-75		75	60.0	0.36

- ① Suitable for conveyor support structural parts.
- ② can swivel the angle and adjust the bracket direction.
- ③ Swivel the knob to achieve the purpose of locking of rod.

Characteristic ②	Colour		Material		
	Body	Handle	Body	Handle	Fastener
1	Silver	Black	SUS304	PA6	SUS202
2			Nickel plated CS		SUS304
3	Beige				SUS202



Side bracket


Item : **YS-802**

Item : **YS-804**

Item : **YS-807**


How to choose ①-②	Item ①-Characteristic ②
Part.	YS-802-C1

Item ①	Length	Weight (Kg)
YS-802	140	0.28
YS-804	70	0.17
YS-807	120	0.25

- ① Suitable for conveyor support structural parts.
- ② High fixed strength, easy to clean.

Characteristic ②	Colour	Material
1	Silver	SUS304



P171~172



P183~185



P195~199



P208~212



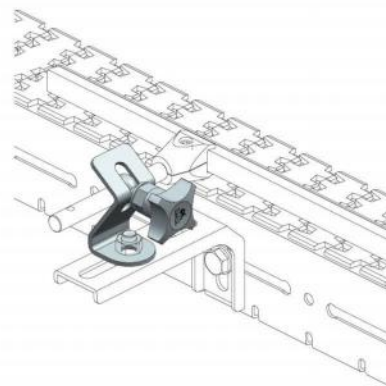
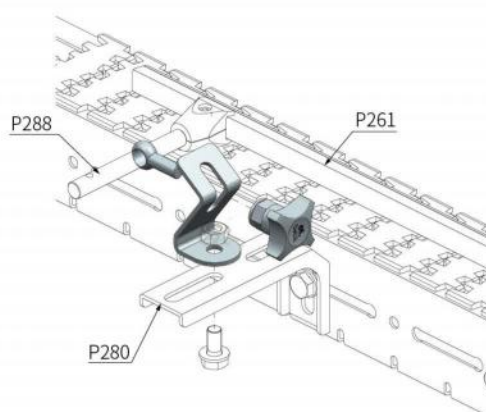
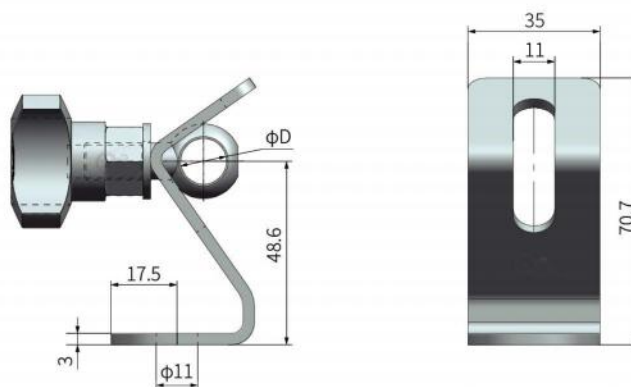
P253~261



P286~298



Side bracket



How to choose ¹ - ²	Item ¹ -Characteristic ²
Part.	YS-806-A-C1

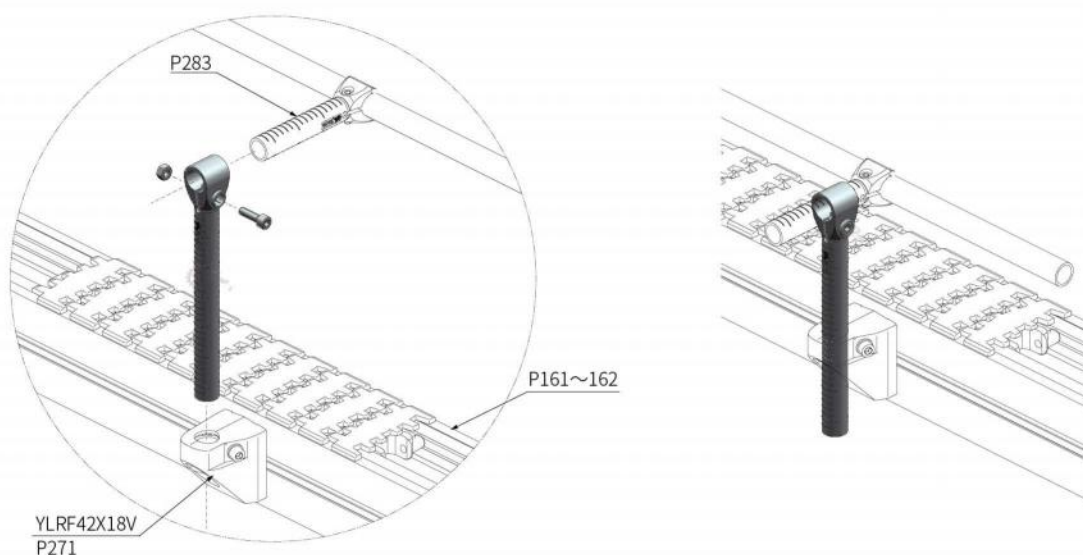

Item ¹	Dia D	Weight (Kg)
YS-806-A	12.5	0.20

- Suitable for conveyor support structural parts.
- High fixed strength, easy to clean, convenient to install.
- Bracket with eye-bolt and the body are parts, the bracket tightening the rod.

Characteristic ²	Colour		Material		
	Body	Handle	Body	Handle	Fastener
1	Silver	Black	SUS304	PA6	SUS304



CA-Guide rail clamp



How to choose ^{①-②}	Item ^① -Characteristic ^②
Part.	YLRL18X60CA-C1

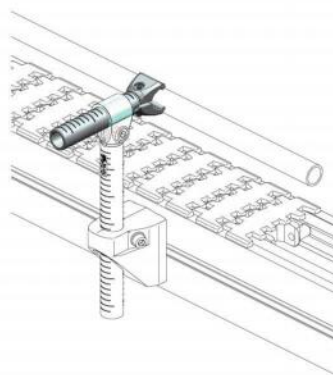
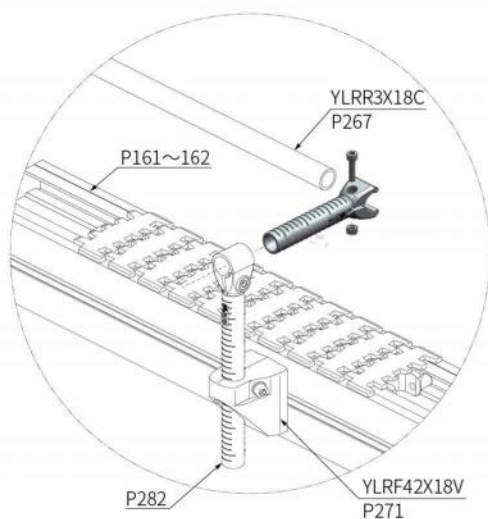
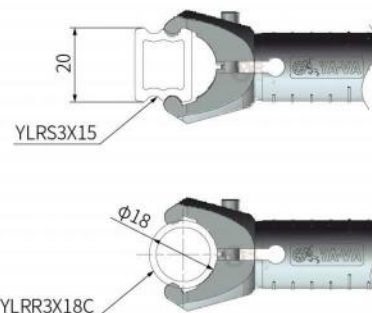
Item ^①	Length L	Weight (Kg)
YLRL18X60CA	60	0.02
YLRL18X110CA	110	0.03
YLRL18X160CA	160	0.03

- ① Suitable for conveyor support structural parts.
- ② Locking bolts clamp round rods.
- ③ Avoid excessive locking to avoid damage to the body and fastener screws.

Characteristic ^②	Colour	Material	
		Body	Fastener
1	Grey	PA6+GF	SUS202



Guide rail clamp C



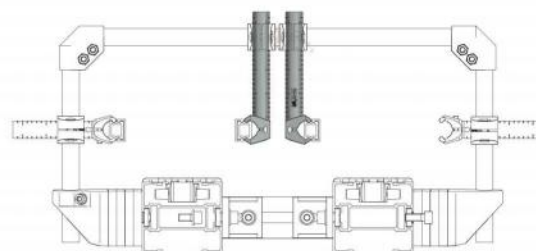
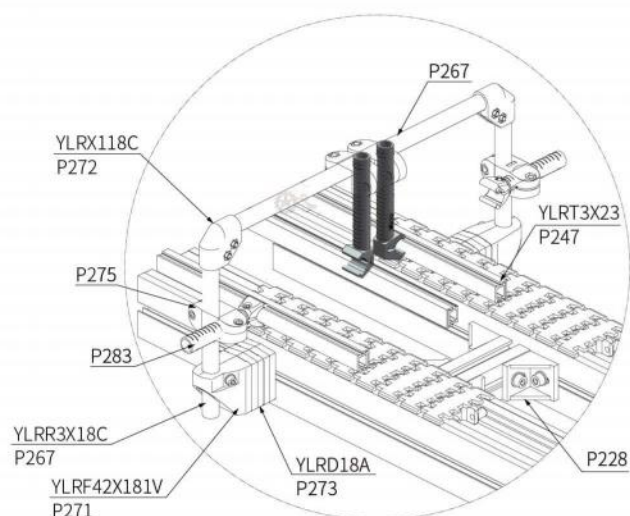
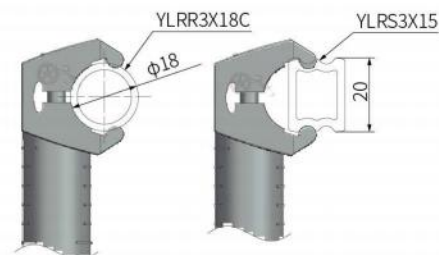
How to choose ①-②	Item ①-Characteristic ②
Part.	YLRK18X40C-C1

Item ①	Length L	Weight (Kg)
YLRK18X40C	40	0.02
YLRK18X60C	60	0.02
YLRK18X80C	80	0.02

- ① Suitable for conveyor support structural parts.
- ② Locking bolts clamp round rods.
- ③ Avoid excessive locking to avoid damage to the body and fastener screws.

Characteristic ②	Colour	Material	
		Body	Fastener
1	Grey	PA6+GF	SUS202



Guide rail clamp B


How to choose ①-②	Item ^① -Characteristic ^②
Part.	YLRK18X110B-C1

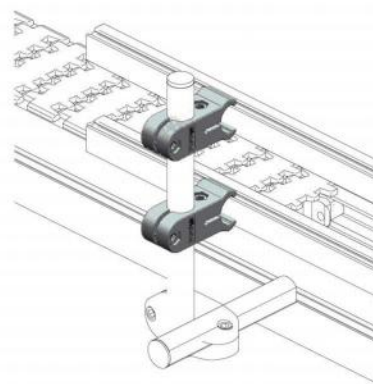
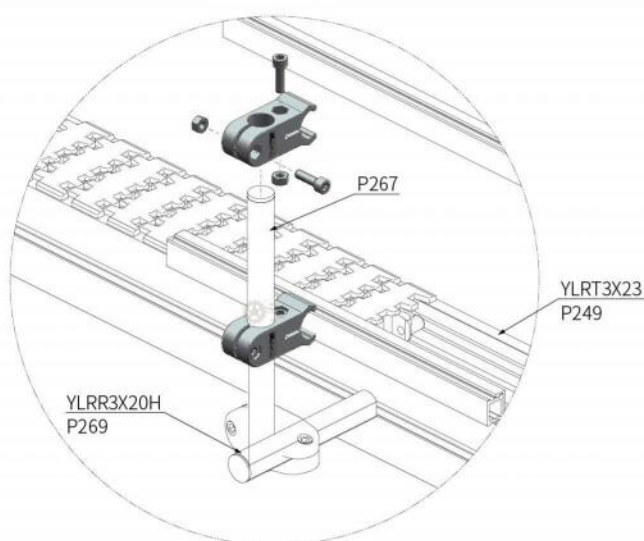
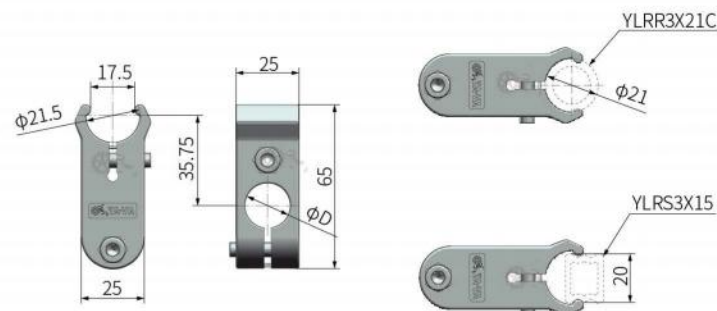
Item ^①	Length L	Weight (Kg)
YLRK18X110B	110	0.03

- ① Suitable for conveyor support structural parts.
- ② Locking bolts clamp round rods.
- ③ Avoid excessive locking to avoid damage to the body and fastener screws.

Characteristic ^②	Colour	Material	
		Body	Fastener
1	Grey	PA6+GF	SUS202



Guide rail clamp



Brackets



How to choose ①-②	Item ①-Characteristic ②
Part.	YLRK18X-C1

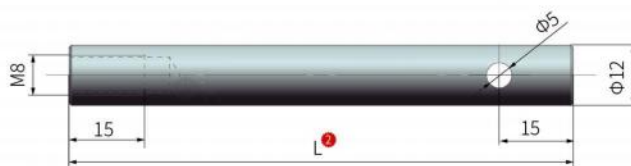
Item ①	Dia D	Weight (Kg)
YLRK18X	18	0.03

- ① Suitable for conveyor support structural parts.
- ② Locking bolts clamp round rods.
- ③ Avoid excessive locking to avoid damage to the body and fastener screws.

Characteristic ②	Colour	Material	
		Body	Fastener
1	Grey	PA6+GF	SUS202



Rod



How to choose ①-③	Item ①-Rod length ②-Characteristic ③
Part.	N-PIN-12-L100-C1

Item ①	Rod length L ②	Weight (Kg)
N-PIN-12	100	0.09
	150	0.13
	200	0.17
	250	0.21

- ① suits the connection between the brackets and guide rail.
- ② different style bracket for convenient connection.
- ③ Internal thread connection, $\phi 5$ round hole for easy rotation and locking.

Characteristic ③	Colour	Material
1	Silver	SUS202
2		SUS304



Guide rail clamp



P171~172



P183~185



P195~199



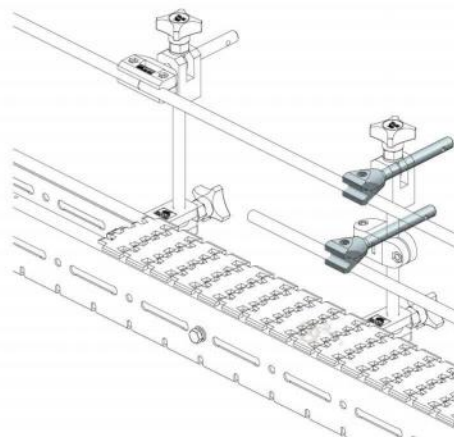
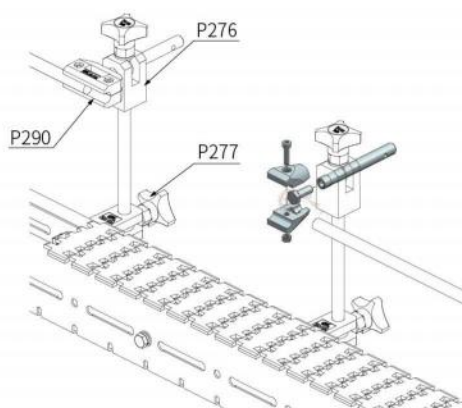
P208~212



P253~261



P274~281



How to choose ①-③ Item ①-Rod length ②-Characteristic ③

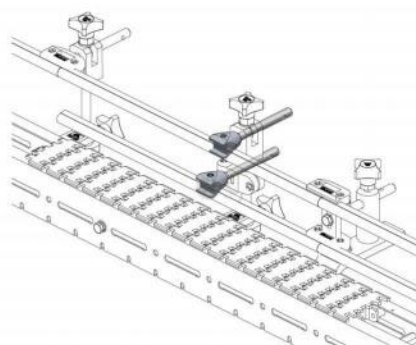
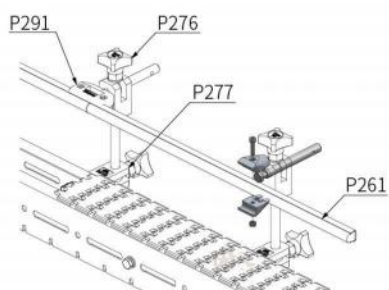
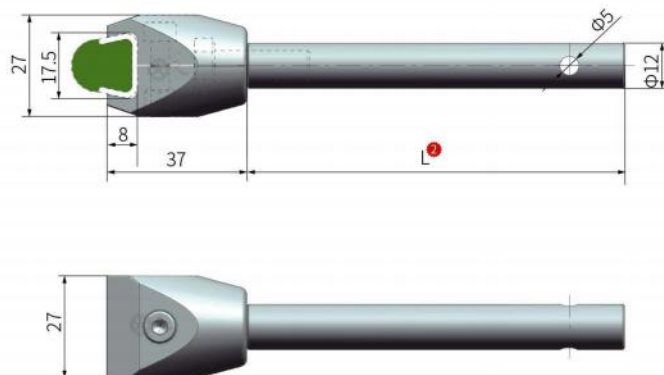

Item ①	Rod length ② L	Weight (Kg)
JB-CL	100	0.11
	150	0.13
	200	0.15

- ① Suit equipment guide rail connection.
- ② Locking bolt can tighten the round rod.
- ③ The length of round rod can be adjustable to the size range of guide rail.

Characteristic ③	Colour		Material		
	Body	PIN	Body	PIN	Fastener
1	Black	Silver	PA6	SUS202	SUS202
2				SUS304	SUS304



Guide rail clamp



How to choose ①-③ Item ①-Rod length ②-Characteristic ③

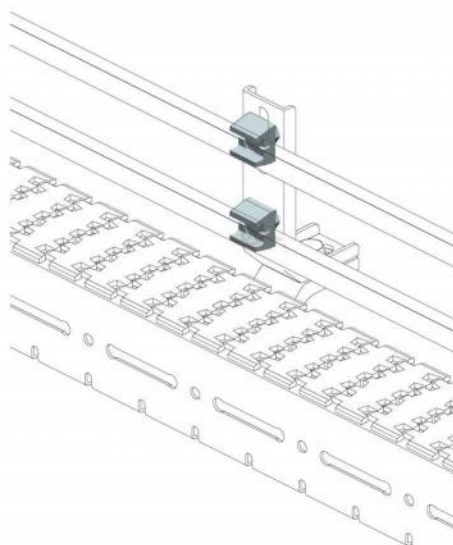
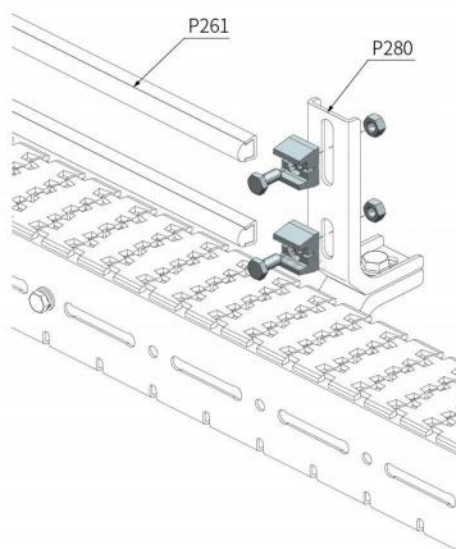
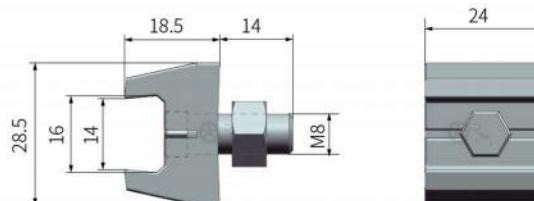
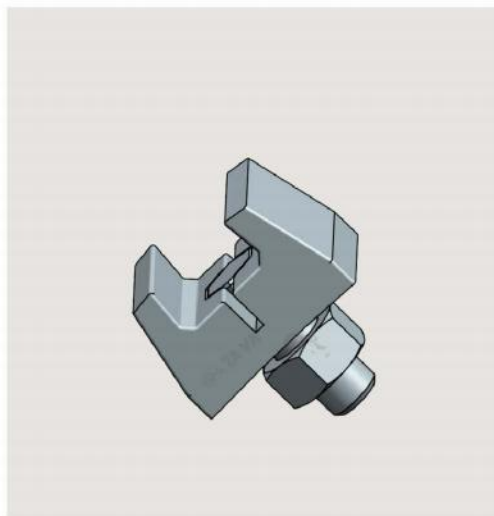
Item ①	Rod length L ②	Weight (Kg)
JB-BL	100	0.11
	150	0.13
	200	0.15

- ① Suit equipment guide rail connection.
- ② Locking bolt can tighten the round rod.
- ③ The length of round rod can be adjustable to the size range of guide rail.

Characteristic ③	Colour		Material		
	Body	PIN	Body	PIN	Fastener
1	Black	Silver	PA6	SUS202	SUS202
2				SUS304	SUS304



Single square clamp



Brackets



How to choose ^① - ^②	Item ^① -Characteristic ^②
Part.	JB-BL-2-C1

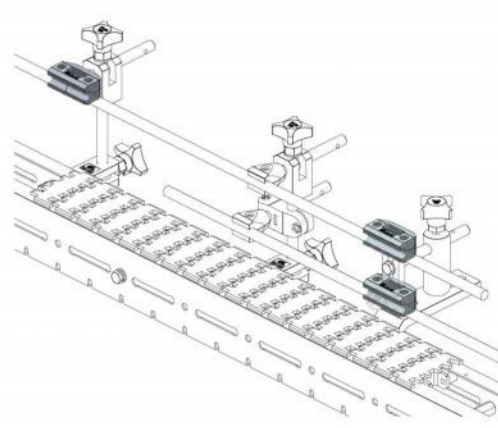
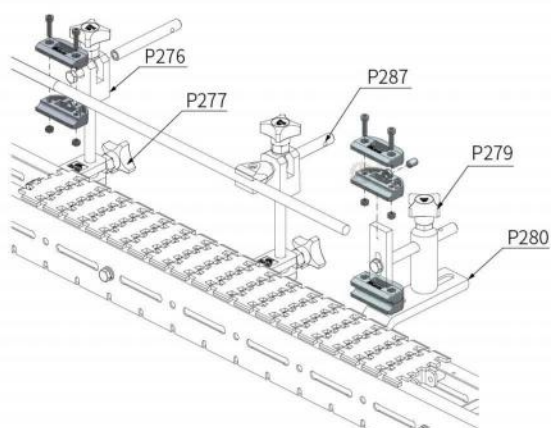
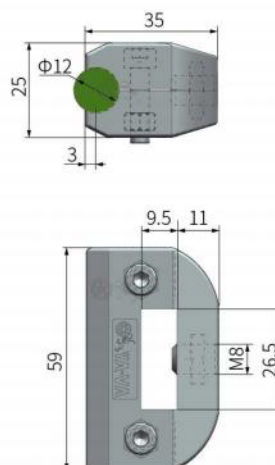
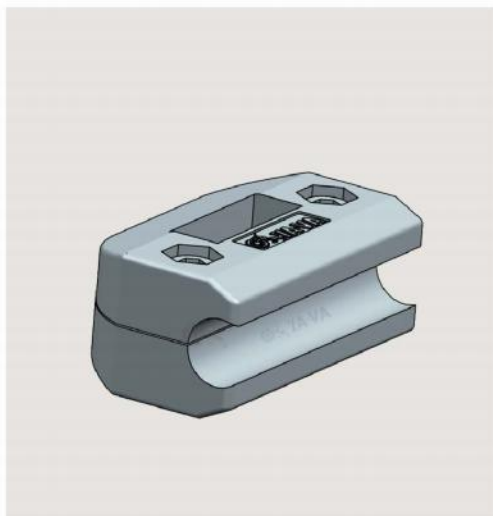
Item ^①	Weight (Kg)
JB-BL-2	0.03

- Suits guide rail fixing.
- Locking bolt can tighten the guide rail.
- Simple structure and convenient use.

Characteristic ^②	Colour	Material	
		Body	Fastener
1	Black	PA6	SUS202
2			SUS304



Adjustable single round clamp



How to choose ^{①-②}	Item ^① -Characteristic ^②
Part.	JB-TR-C1

Item ^①	Weight (Kg)
JB-TR	0.05

- ① Suits guide rail fixing.
- ② Locking bolt can tighten the round rod.
- ③ The middle position can be fixed 6-8 mm plate, top wire locking.

Characteristic ^②	Colour	Material	
		Body	Fastener
1	Black	PA6	SUS202
2			SUS304



Adjustable single square clamp



P171~172



P183~185



P195~199



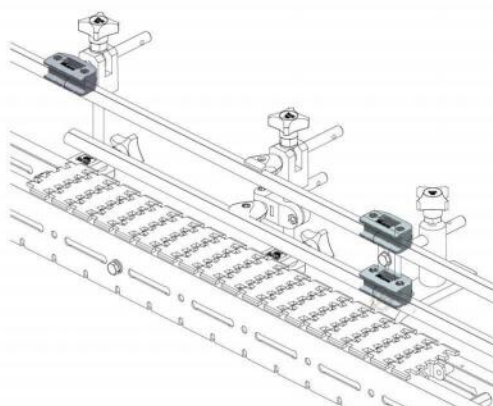
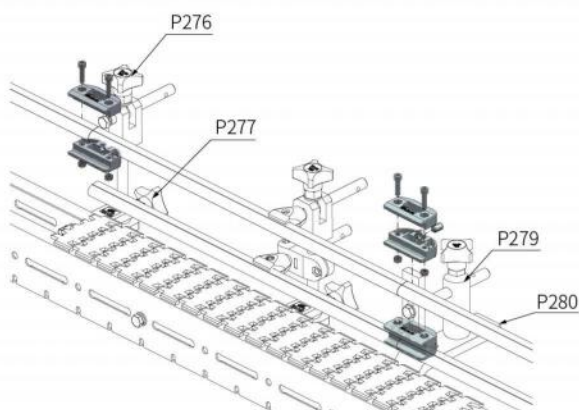
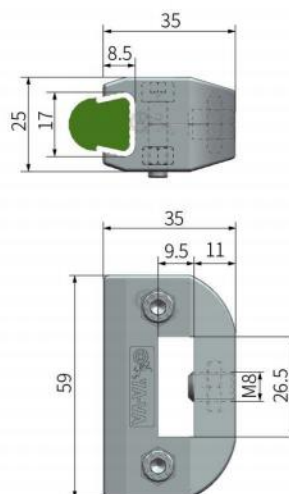
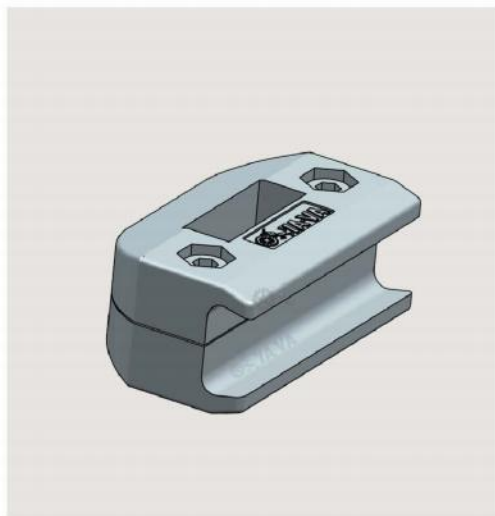
P208~212



P253~261



P274~281



How to choose ①-②	Item ①-Characteristic ②
Part.	JB-D-C1

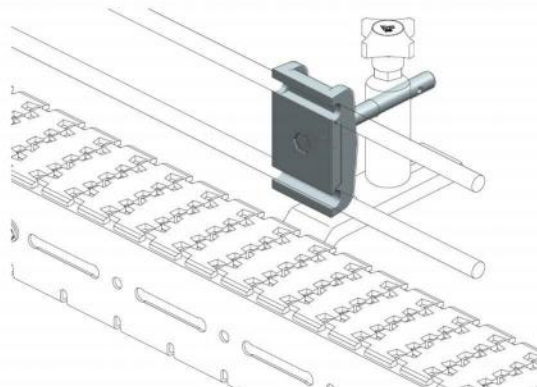
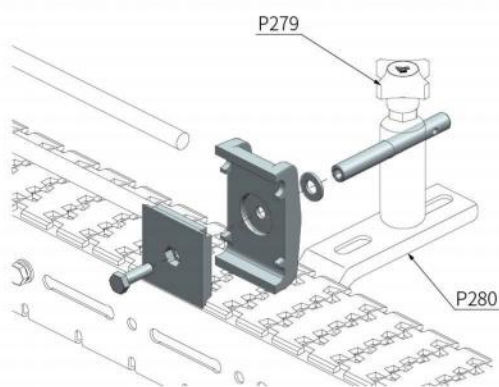
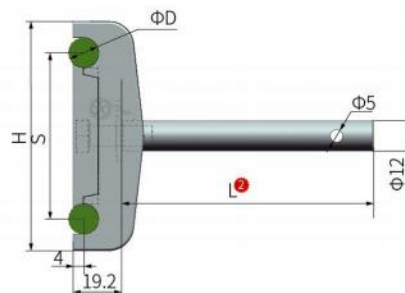
Item ①	Weight (Kg)
JB-D	0.05

- ① Suits guide rail fixing.
- ② Locking bolt can tighten the guide rail.
- ③ The middle position can be fixed 6-8 mm plate, top wire locking.

Characteristic ②	Colour	Material	
		Body	Fastener
1	Black	PA6	SUS202
2			SUS304



Double round guide rail clamp (with pin)



How to choose ①-③	Item ①-Rod length ②-Characteristic ③
Part.	JB-AL-A-L100-C1

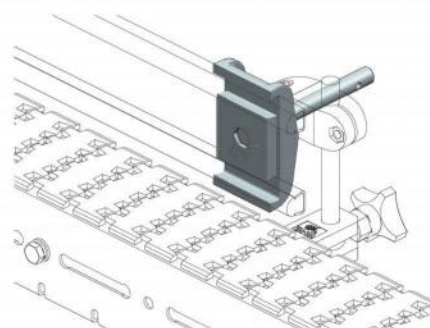
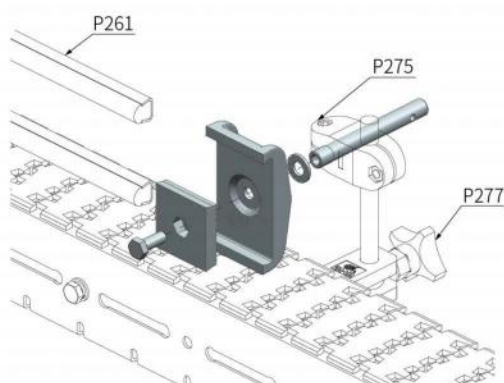
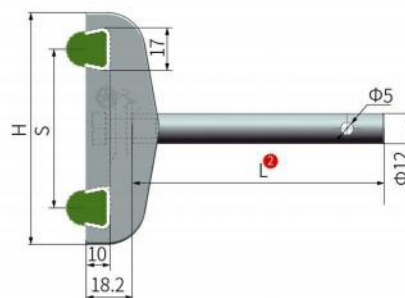

Item ①	Tube dia D	Height H	Height S	Rod length L ②	Weight (Kg)
JB-AL-A	12.0	91	66	100, 150, 200	0.18
JB-AL-B	12.0	63	40		0.18
JB-AL-C	12.7	91	66		0.16

- ① Suits double row guide rail fixing.
- ② Locking the round rod can tighten the guide rail.
- ③ The length of round rod can be adjustable to the size range of guide rail.

Characteristic ③	Colour		Material		
	Body	PIN	Body	PIN	Fastener
1	Black	Silver	PA6	SUS202	SUS202
2				SUS304	SUS304



Double square guide rail clamp (with pin)



How to choose ^①- ^② Item ^①-Rod length ^②-Characteristic ^③

Part.

JB-DL-2-L100-C1

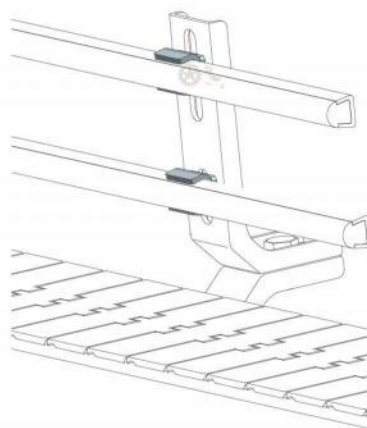
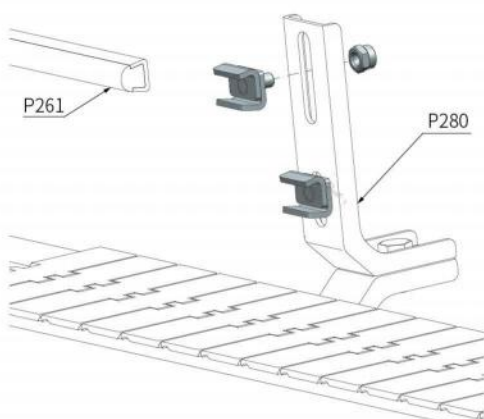
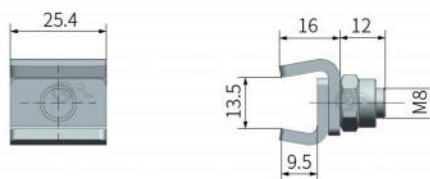
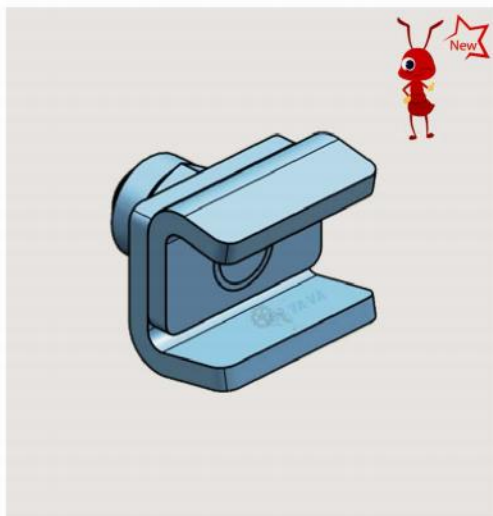
Item ^①	Height H	Height S	Rod length L ^②	Weight (Kg)
JB-DL-2	92	63	100, 150, 200	0.17

- ① Suits double row guide rail fixing.
- ② Locking the round rod can tighten the guide rail.
- ③ The length of round rod can be adjustable to the size range of guide rail.

Characteristic ^③	Colour		Material		
	Body	PIN	Body	PIN	Fastener
1	Black	Silver	PA6	SUS202	SUS202
2				SUS304	SUS304



SUS304 square guide clamp



How to choose ^{①-②}	Item ^① -Characteristic ^②
Part.	BXGJ-DGJ-C1

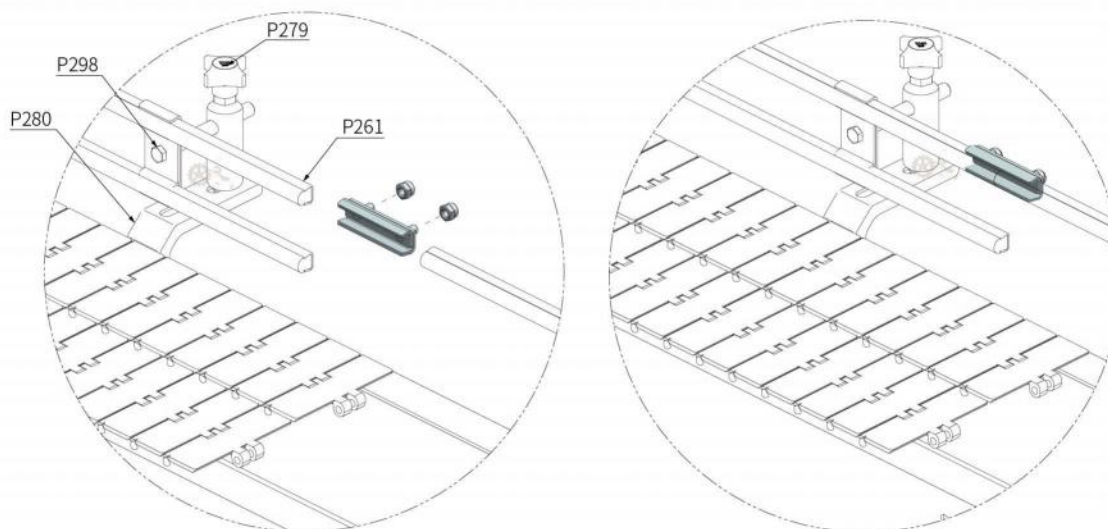
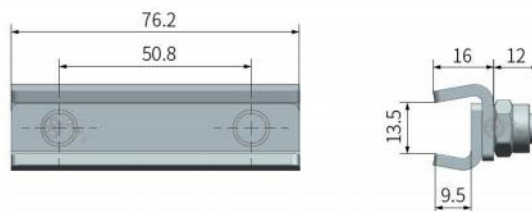
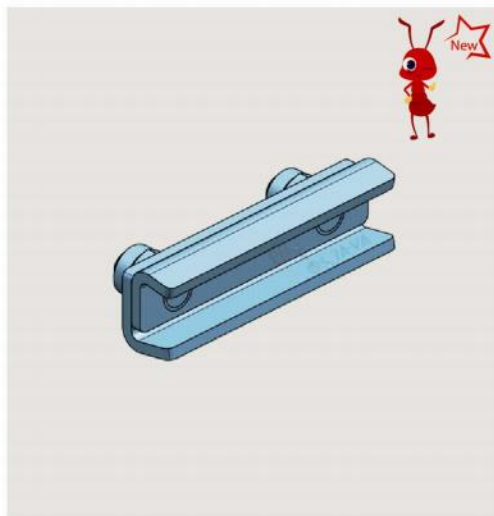
Item ^①	Weight (Kg)
BXGJ-DGJ	0.07

- Suit equipment guide rail connection with large temperature difference and cleaning environment.
- Locking nut can tighten the guide rail.
- Simple structure and convenient use.

Characteristic ^②	Colour	Material	
		Body	Fastener
1	Silver	SUS304	SUS304



SUS304 adjustable square guide clamp



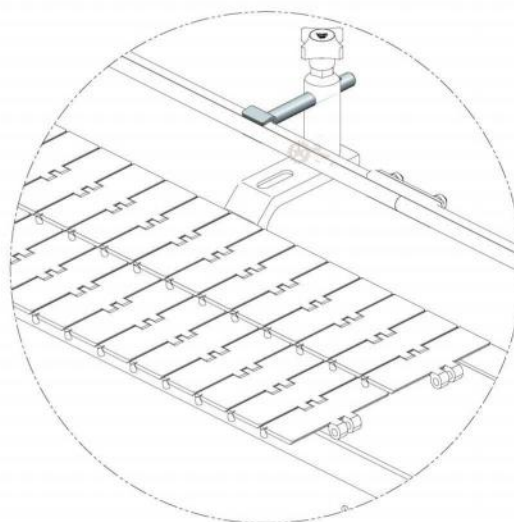
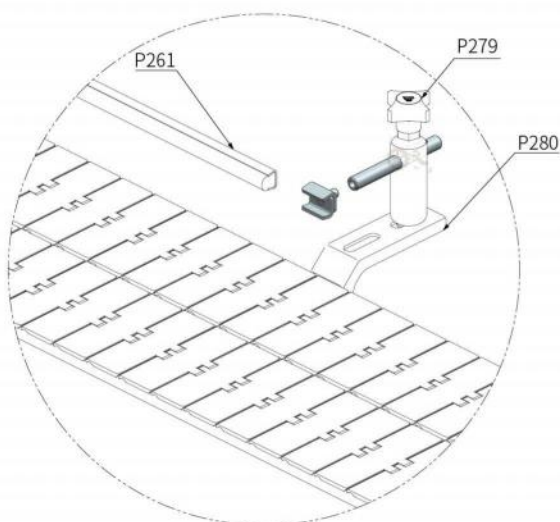
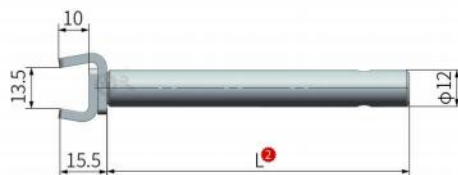
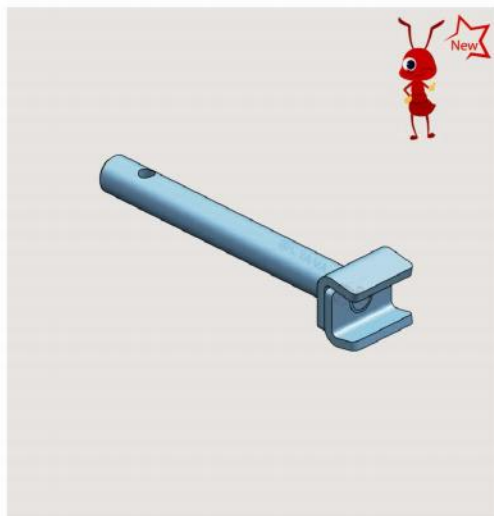
How to choose ^{①-②}	Item ^① -Characteristic ^②
Part.	BXGJ-DGJT-C1

Item ^①	Weight (Kg)
BXGJ-DGJT	0.14

- Suit equipment guide rail connection with large temperature difference and cleaning environment.
- The two ends of the guardrail are butt jointed.
- Locking nut can tighten the guide rail.

Characteristic ^②	Colour	Material	
		Body	Fastener
1	Silver	SUS304	SUS304



SUS304 guide rail clamp


How to choose ①-③	Item ① - Rod length ② - Characteristic ③
Part.	JB-FDGJ-L100-C1

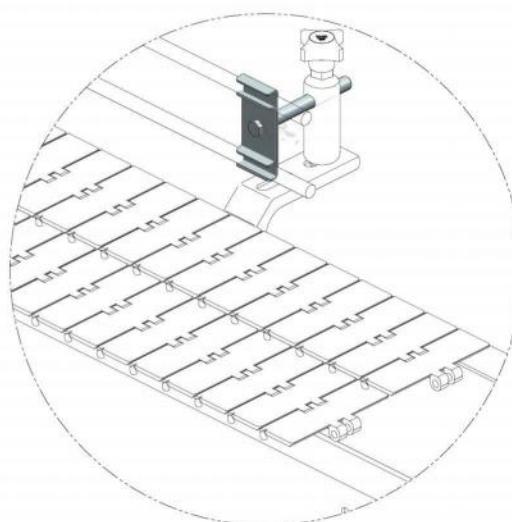
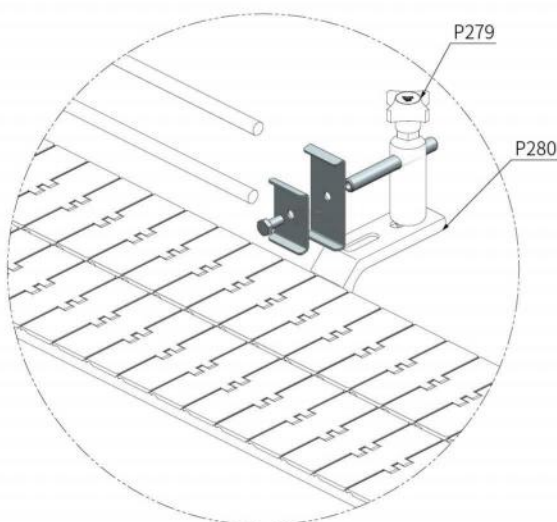
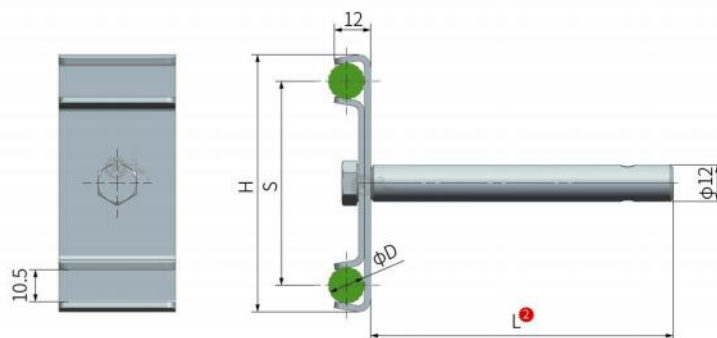
Item ①	Rod length L ②	Weight (Kg)
JB-FDGJ	100	0.15
	150	0.23
	200	0.30

- ① Suit equipment guide rail connection with large temperature difference and cleaning environment.
- ② Locking bolt can tighten the round rod.
- ③ The length of round rod can be adjustable to the size range of guide rail.

Characteristic ③	Colour	Material		
		Body	PIN	Fastener
1	Silver	SUS304	SUS304	SUS304



SUS304 double round guide rail clamp (with pin)



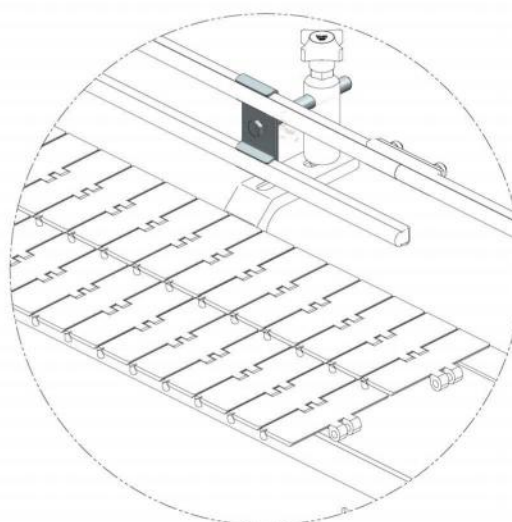
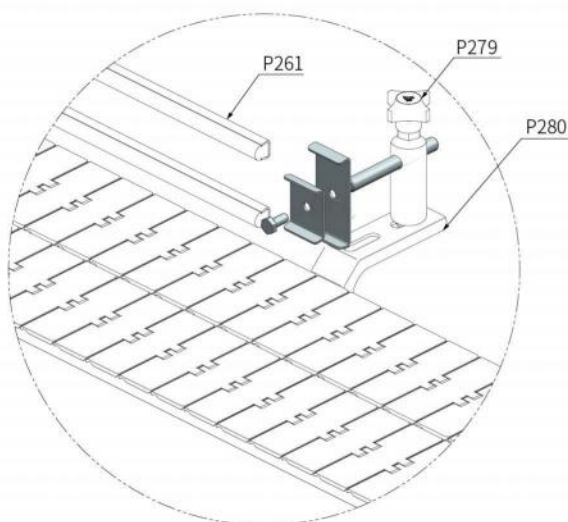
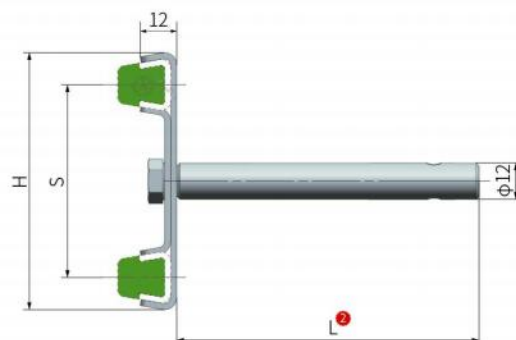
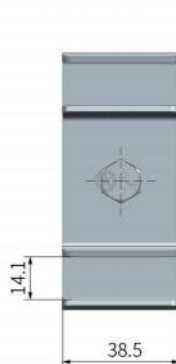
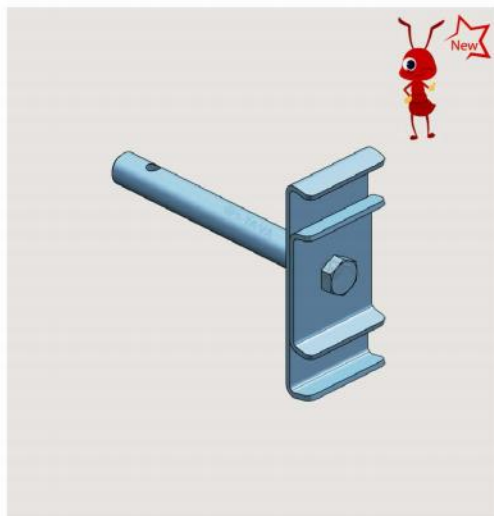
How to choose ①-③	Item ①-Rod length ②-Characteristic ③
Part.	JB-YSGJ-L100-C1

Item ①	Tube dia D	Height H	Height S	Rod length L ②	Weight (Kg)
JB-YSGJ	12	85	67.5	100	0.30
				150	0.38
				200	0.45

- ① Suits double row guide rail fixing with large temperature difference and cleaning environment.
- ② Locking the round rod can tighten the guide rail.
- ③ The length of round rod can be adjustable to the size range of guide rail.

Characteristic ①	Colour	Material		
		Body	PIN	Fastener
1	Silver	SUS304	SUS304	SUS304



SUS304 double square guide rail clamp (with pin)


How to choose ①-③	Item ① - Rod length ② - Characteristic ③
Part.	JB-FSGJ-L100-C1

Item ①	Height H	Height S	Rod length L ②	Weight (Kg)
JB-FSGJ	85	63.5	100	0.30
			150	0.38
			200	0.45

- ① Suits double row guide rail fixing with large temperature difference and cleaning environment.
- ② Locking the round rod can tighten the guide rail.
- ③ The length of round rod can be adjustable to the size range of guide rail.

Characteristic ①	Colour	Material		
		Body	PIN	Fastener
1	Silver	SUS304	SUS304	SUS304



Connecting strip with set screws for conveyor beam



P161~164



P165~166



P186~194



P200~207



P213~218



P225



P228



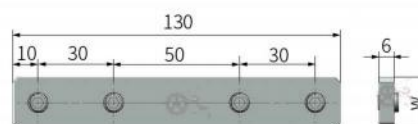

P232~239



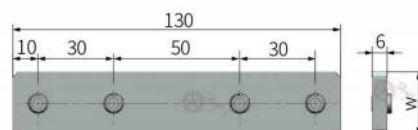
P243



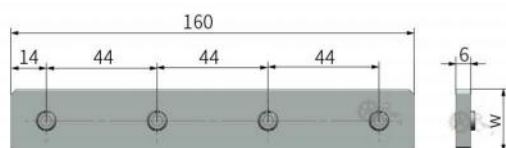
P247~260



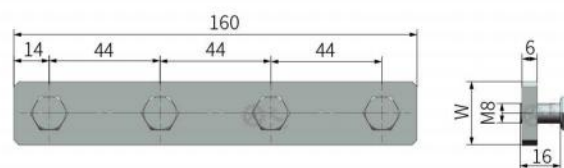
Item : YSCJ6X130



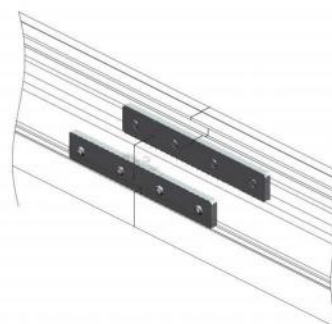
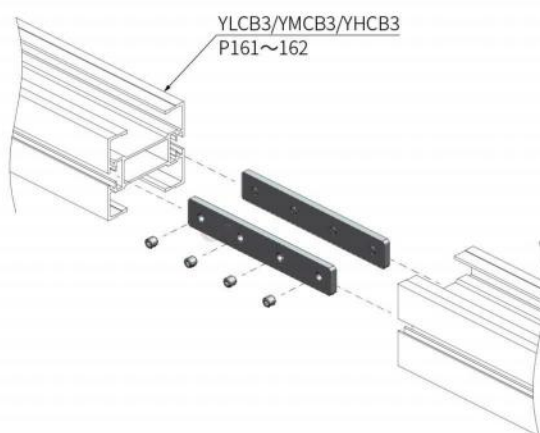
Item : YLCJ6X130



Item : YLCJ6X160



Item : YBNCJ6X160



How to choose ①-②	Item ①-Characteristic ②
Part.	YSCJ6X130-C1

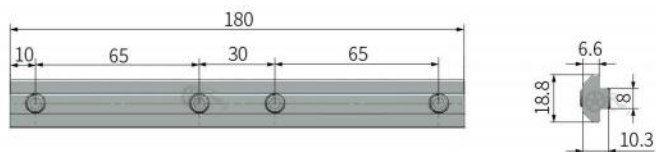
Item ①	Width W	Length	Adapted conveyor beam	Weight (Kg)
YSCJ6X130	20	130	YS	0.11
YLCJ6X130	25	130	YL, YM, YH, YB145, YB155, YB175, YB300	0.15
YLCJ6X160		160		0.18
YBNCJ6X160		160	YB145, YB155	0.19

② Use to connecting two section of conveyor beams.

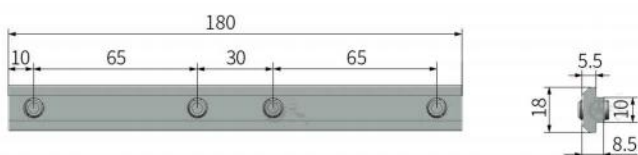
Characteristic ②	Colour	Surface treatment	Material	
			Body	Fastener
1	Blue	Galvanized	Q235	SUS202



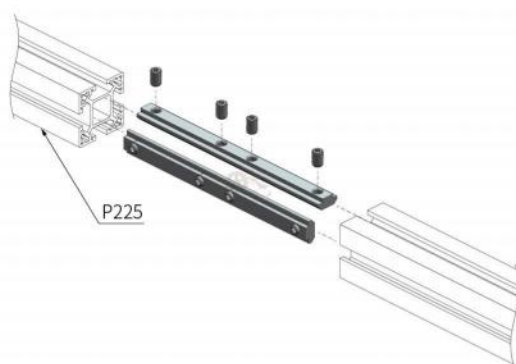
Connecting strip with set screws for support beam



Item : YCAP8X180



Item : YCAP10X180



How to choose ①-②	Item ①-Characteristic ②
Part.	YCAP8X180-C1

Item ①	Adapted support beam	Weight (Kg)
YCAP8X180	40X40, 80X80, 40X80mm	0.15
YCAP10X180	44X44, 64X64, 88X88, 44X88mm	0.15

① Use to connecting two section of stainless steel conveyor beams.

Characteristic ②	Colour	Surface treatment	Material	
			Body	Fastener
1	Silver	Frosting oxidation	A6063	SUS202



Parallel connection block



P161~164



P165~166



P186~194



P200~207



P213~218



P225



P228



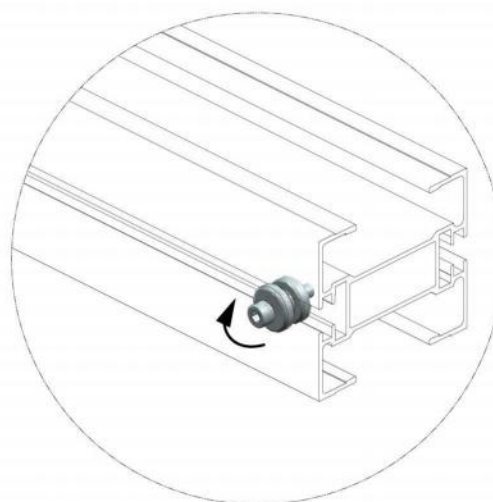
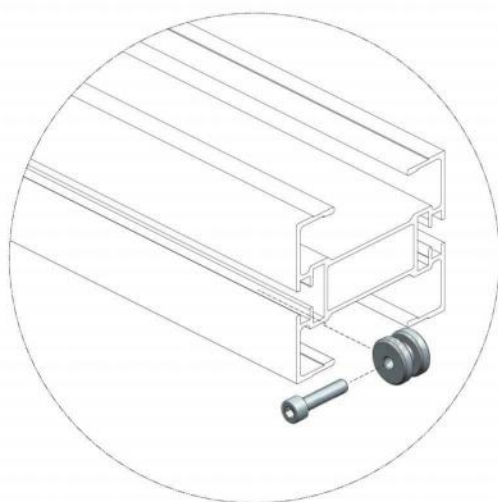
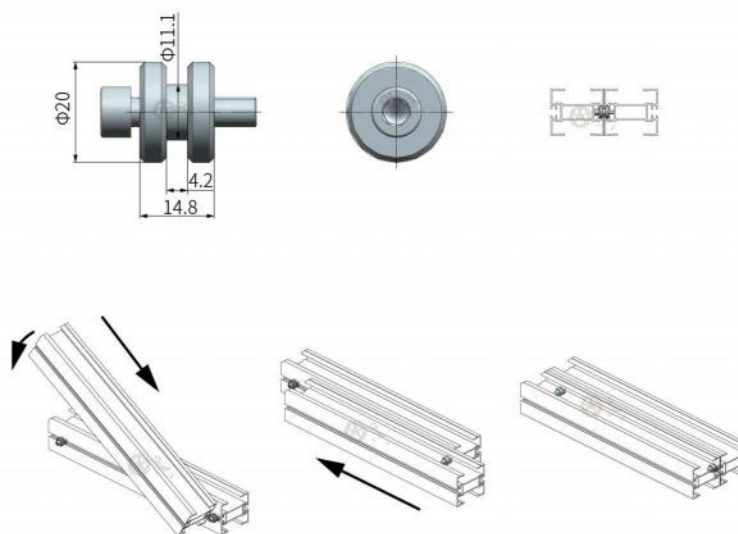
P232~239



P243



P247~260

How to choose ^①-^② Item ^①-Characteristic ^②

Part.

YLAK-C1

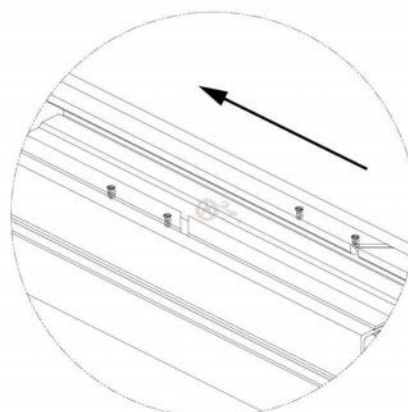
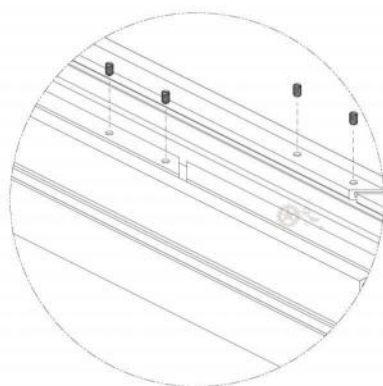

Item ^①	Adapted conveyor beam	Weight (Kg)
YLAK	All conveyor beams	0.02

① Use to connect two parallel conveyor beam.

Characteristic ^②	Colour	Surface treatment	Material	
			Body	Fastener
1	Silver	Sandblasting oxidation	A6063	SUS202



Plastic screw



How to choose ¹ - ²	Item ¹ -Characteristic ²
Part.	YLAG4-C1

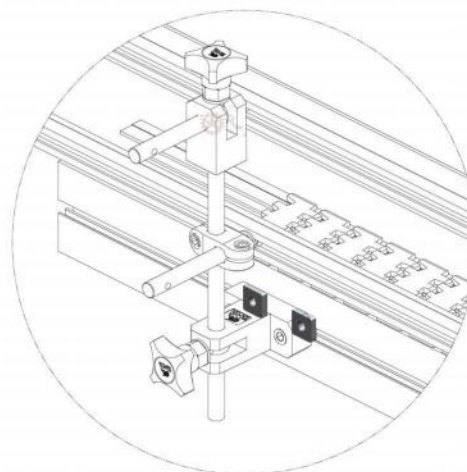
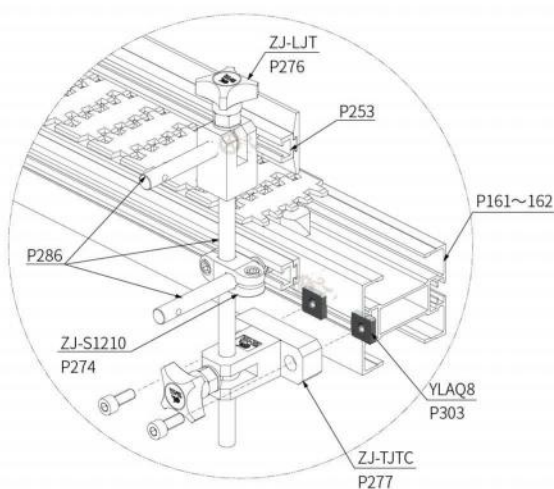
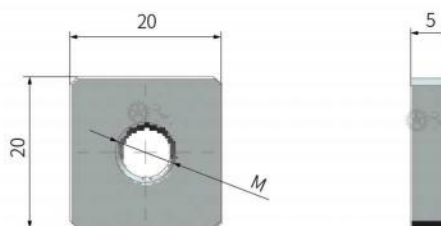
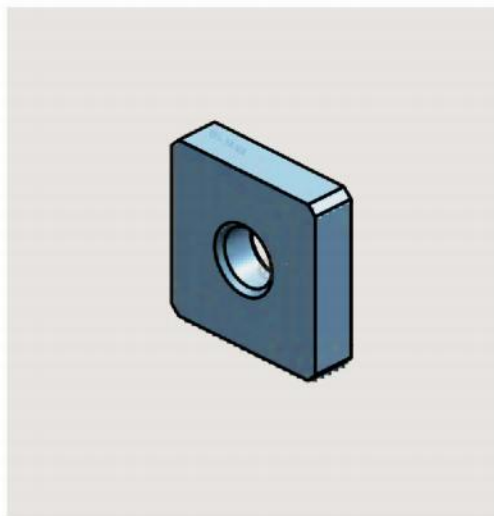
Item ¹	Weight (Kg)
YLAG4	0.01

● Use to fixed the plastic slide rail on the conveyor beam.

Characteristic ²	Material
1	PA6



Square nut



How to choose ①-② Item ①-Characteristic ②

Part.	Item ①-Characteristic ②
	YLAQ5-C1

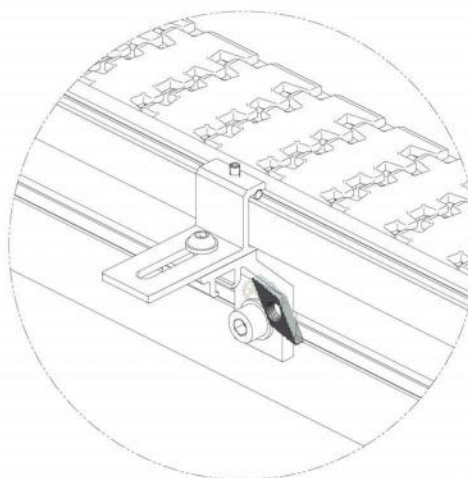
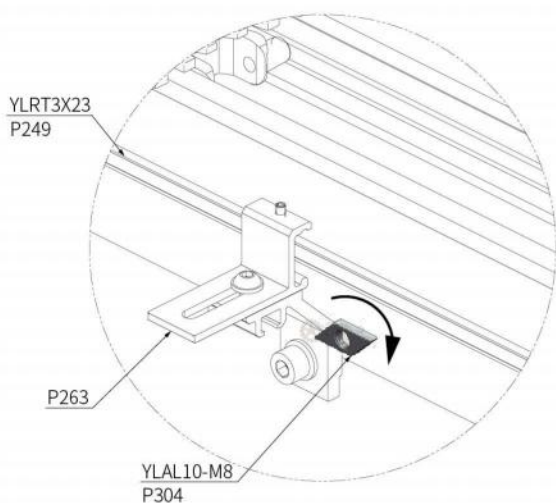
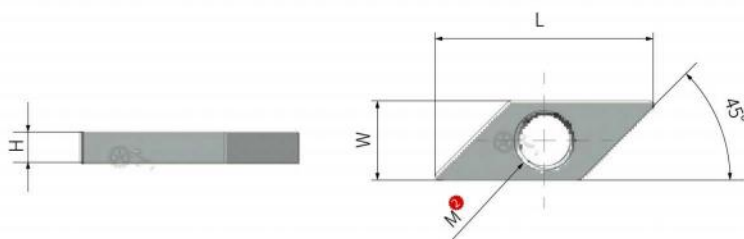
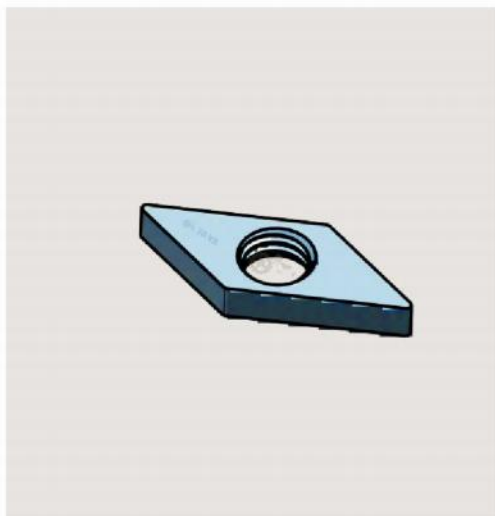
Item ①	Thread dia M	Weight (Kg)
YLAQ5	5	0.01
YLAQ6	6	0.01
YLAQ8	8	0.01

- ① Use to connect the brackets on the conveyor beam.
- ② It can only be inserted from the end with enough quantity.

Characteristic ②	Material
1	GMS
2	SUS304



Square nut



How to choose ①-③	Item ①-Thread dia ②-Characteristic ③
Part.	YLAL8-M6-C1

Item ①	Thread dia M ②	Width W	Length L	Weight (Kg)
YLAL8	6	8	22	0.01
YLAL10	6、8	10	28	0.01

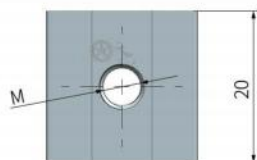
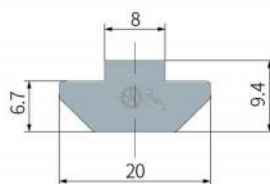
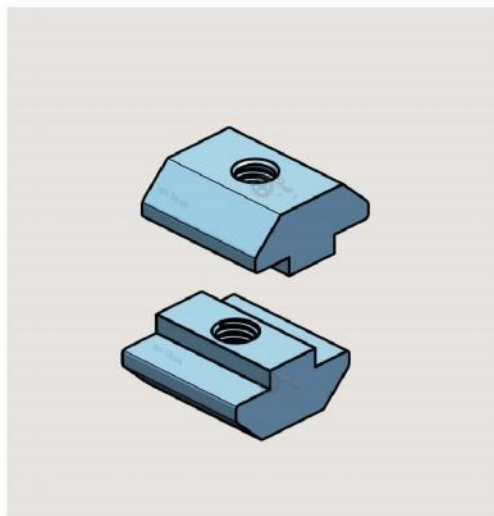
① Can use the remedial nut when there is no square nut or the quantity is not enough.

② Also known as remedial nut, avoid to use in main structure.

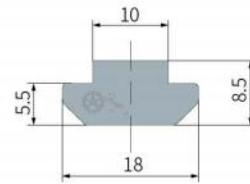
Characteristic ③	Material
1	GMS
2	SUS304



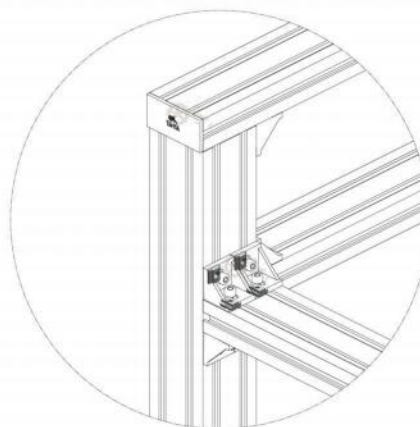
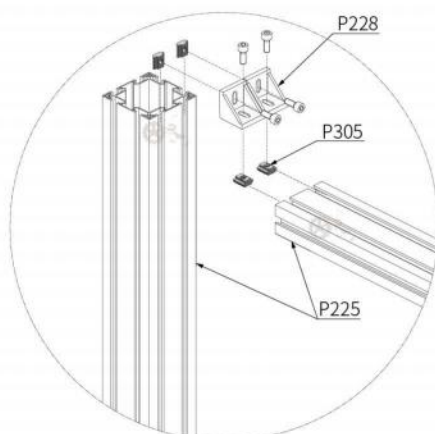
T-slot nut



Item : YCAN5/6/8



Item : YDAN8



How to choose ①-② Item ①-Characteristic ②

Part.	Item ①-Characteristic ②
-------	-------------------------

YCAN5-C1

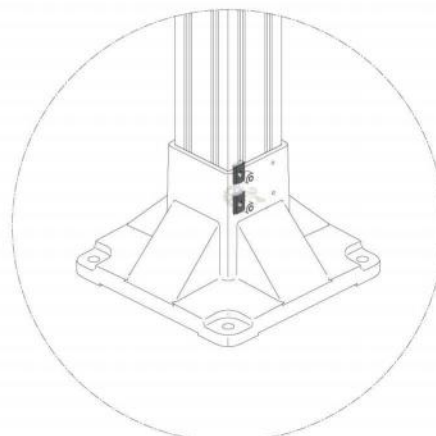
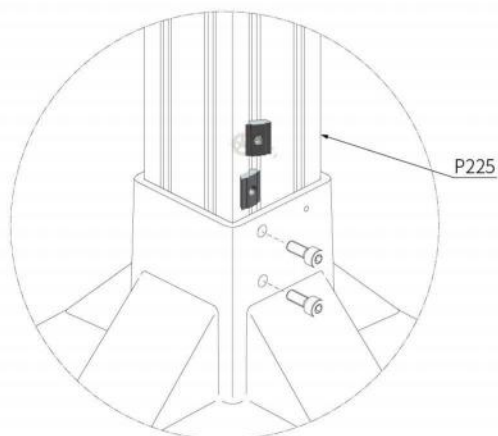
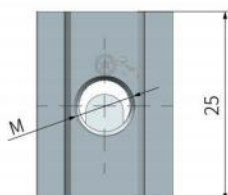
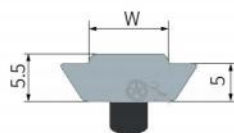
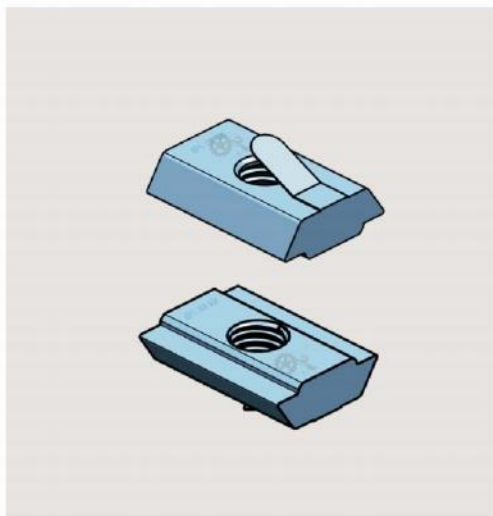
Item ①	Thread dia M	Adapted support beam	Weight (Kg)
YCAN5	5	40X40、80X80、40X80mm	0.01
YCAN6	6		0.01
YCAN8	8		0.01
YDAN8	8	44X44、64X64、88X88、44X88mm	0.01

- ① Use to connect the support beam with aluminum feet or support bracket.
- ② It can only be inserted from the end with enough quantity.

Characteristic ②	Material
1	GMS
2	SUS304



Spring nut



How to choose ①-②	Item ①-Characteristic ②
Part.	JL-8-TPM8-C1

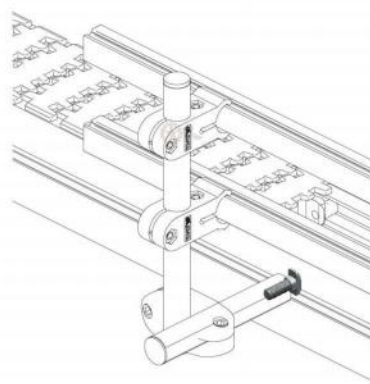
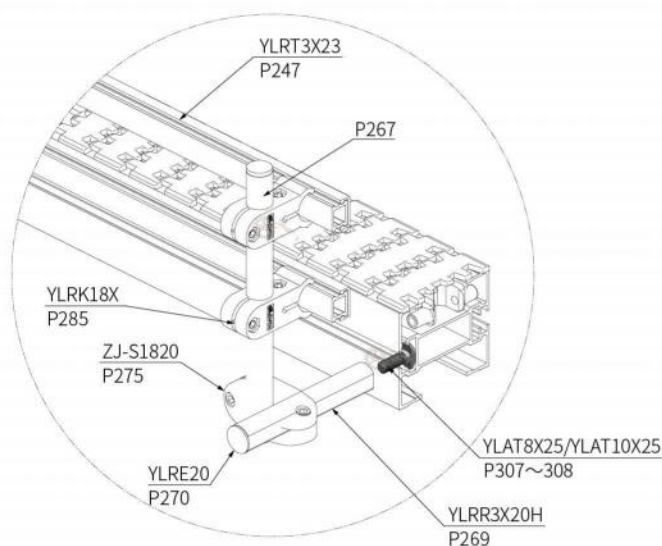
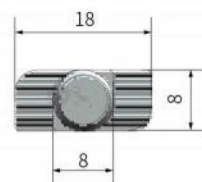


Item ①	Thread dia M	Slot width W	Adapted support beam	Weight (Kg)
JL-8-TPM8	8	8	40X40, 80X80, 40X80mm	0.01
JL-10-TPM8		10	44X44, 64X64, 88X88, 44X88mm	0.01

- ① Can use the remedial nut when there is no T-slot nut or the T-slot nut is not enough.
- ② Also known as remedial nut, avoid to use in main structure.

Characteristic ②	Material
1	GMS



T-bolt A



How to choose ①-② Item ①-Characteristic ②

Part.

YLAT8X17-C1

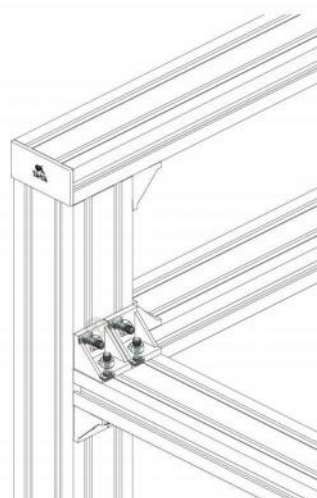
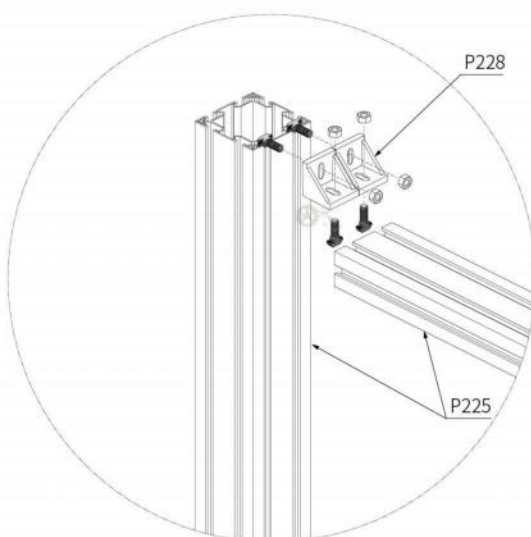
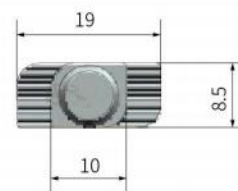
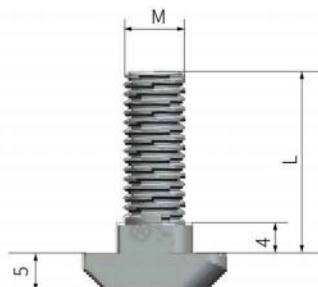

Item ①	Thread dia M	Adapted Profile	Weight (Kg)
YLAT8X17	8	40X40、80X80、40X80mm support beam and all conveyor beams	0.02
YLAT8X20			0.02
YLAT8X25			0.03
YLAT8X35			0.03

- ① Use to put the fasteners to the profile groove.
- ② Put vertically from the profile groove, rotate 90° to stop.

Characteristic ②	Material
1	Nickel plated CS



T-bolt B



How to choose ①-②	Item ①-Characteristic ②
Part.	YLAT10X20-C1

Item ①	Thread dia M	Adapted Profile	Weight (Kg)
YLAT10X20	8	44X44, 64X64, 88X88, 44X88mm support beam and YL, YM, YH, YB conveyor beams	0.02
YLAT10X25			0.03
YLAT10X35			0.03

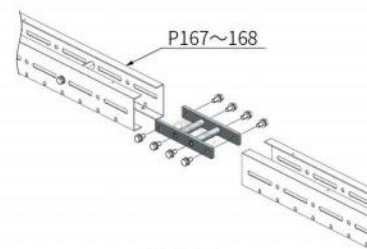
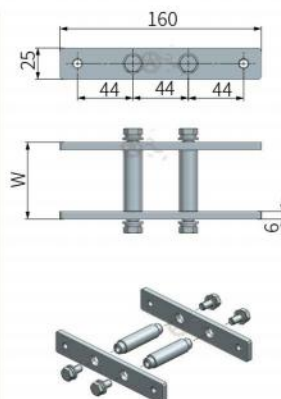

- ① Use to put the fasteners to the profile groove.
- ② Put vertically from the profile groove, rotate 90° to stop.

Characteristic ②	Material
1	Nickel plated CS

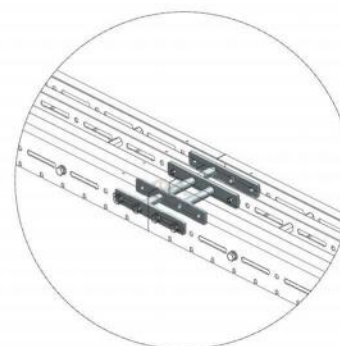
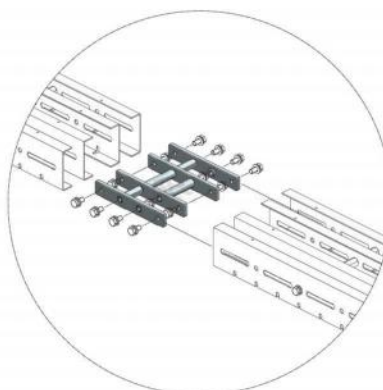
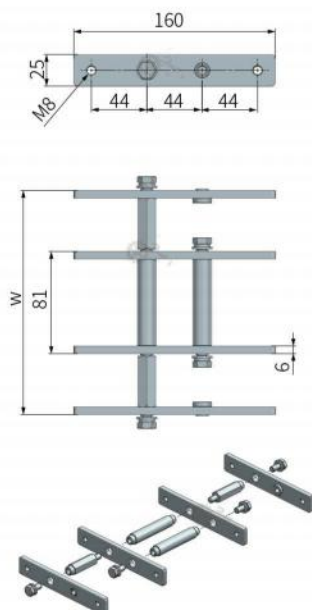




Connecting strip for stainless steel



Item : YLCX160/YMCX160/YHCX160



Item : YB180CX160/YB300CX160



How to choose ①-②	Item ①-Characteristic ②
Part.	YLCX160-C1

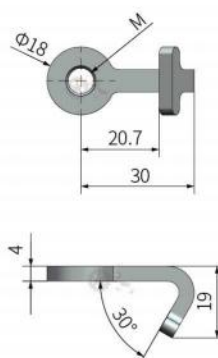
Item ①	Width W	Length	Adapted conveyor beam	Weight (Kg)
YLCX160	61	160	YL	0.55
YMCX160	81		YM	0.60
YHCX160	101		YH	0.66
YB180CX160	178		YB180	1.09
YB300CX160	296		YB300	1.25

● Use to connecting two section of stainless steel conveyor beams.

Characteristic ②	Colour	Surface treatment	Material	
			Body	Fastener
1	Silver	Brushed	SUS304	SUS304



Opposite nut



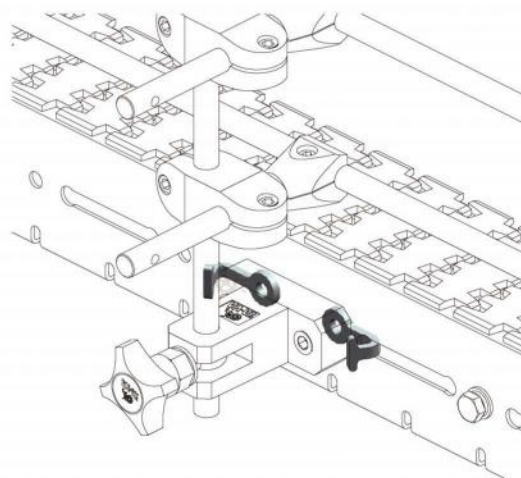
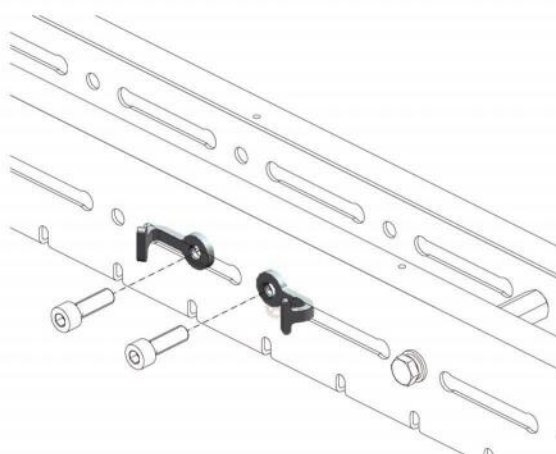
P171~172



P195~199



P208~212



How to choose ^①-^② Item ^①-Characteristic ^②

Part.

YFXM6-C1

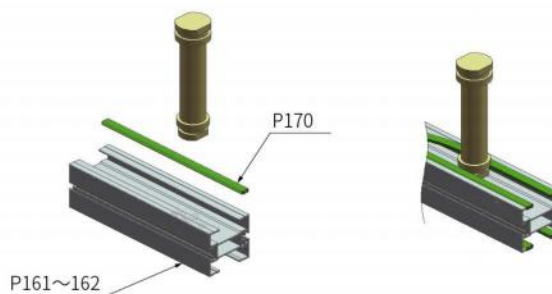
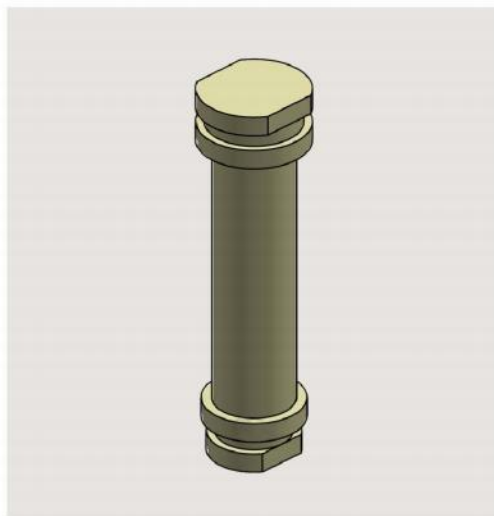
Item ^①	Thread dia M	Weight (Kg)
YFXM6	6	0.01
YFXM8	8	0.01
YFXM10	10	0.01

① Mounted the side bracket.

Characteristic ^②	Material
1	SUS304



Mounting tool for slide rail

P161~162/
171~172P165~166/
175~176

P186~199



P200~212



P213~218



P225



P228



P232~239



P243



P247~260



How to choose ①	Item ①
Part.	YLMR140

Item ①	Applicable series	Weight (Kg)
YLMR140	YS、YL	0.14
YHMR200	YM、YH、YB	0.32

Characteristic	Colour	Material
1	Light yellow	PA66



Pin insertion tool for chain



How to choose ①	Item ①
Part.	YLMJ4

Item ①	Gun head dia	Applicable series	Weight (Kg)
YLMJ4	4	YS, YL	1.00
YMMJ6	6	YM, YH, YB	1.00

① Use to connect or remove the chain.

Characteristic	Material
1	Galvanized



Cutting pliers



How to choose ①	Item ①
Part.	DP-JDJ

Item ①	Weight (Kg)
DP-JDJ	0.55



① Use to cut the plastic slide rail.

Characteristic	Surface treatment Blade	Material Blade
1	Nickel plated	#45











B

BXGJ-DGJ 294
BXGJ-DGJT 295

D

DDGS80 234
DG60 235
DG80 236
DGC80F 237
DGCA80F 238
DGS40 232
DGS80 233
DP-162 170
DP-98C 170
DP-JDJ 312
DZJ-43.3 279
DZJ-75 279

F

FS-48.3 223
FS-48.3A 222
FS-50.9 223
FS-50.9A 222
FS-60.3 223

G

GDB-20.4 254
GDB-38.1 254
GDB-50.8 254
GDB-60 256
GDS80 239
GZ-HL-1-C 258

J

JB-AL-A 292
JB-AL-B 292
JB-AL-C 292
JB-BL 288
JB-BL-2 289
JB-CL 287
JB-D 291
JB-DL-2 293
JB-FDGJ 296
JB-FSGJ 298
JB-TR 290
JB-YSGJ 297
JL-10-TPM8 306
JL-8-TPM8 306

L

LS-38.1B 224
LS-48.3B 224
LS-50.9B 224
LZB-120 241

N

N-PIN-12 286

P

PD-G-100 255
PD-G-59 255
PD-G-80 255
PD-G-D12 261
PD-G-D19 261
PD-G-D25 261
PD-G-D31 261
PD-G-D40 261
PD-G-D50 261

S

SS812-K325 077
SS881TAB-K325 076
SZ 240

Y

YB145CC160 165
YB145GD 159
YB155CC160 165
YB180CC160 165
YB180CX160 309
YB180GD 159
YB180XBP30R1000 198
YB180XBP30R500 198
YB180XBP30R700 198
YB180XBP45R1000 198
YB180XBP45R500 198
YB180XBP45R700 198
YB180XBP60R1000 198
YB180XBP60R500 198
YB180XBP60R700 198
YB180XBP90R1000 198
YB180XBP90R500 198
YB180XBP90R700 198
YB180XBV10R400 211
YB180XBV15R400 211
YB180XBV30R400 211
YB180XBV45R400 211
YB180XBV5R400 211
YB180XBV60R400 211
YB180XBV90R400 211
YB180XCB2.4 171
YB180XCC160 173
YB180XEB315LP 115
YB180XEB315RP 115
YB180XEJ315 157
YB300CC160 165
YB300CX160 309
YB300GD 159
YB300XBP30R1000 199
YB300XBP30R700 199
YB300XBP45R1000 199
YB300XBP45R700 199

YB300XBP60R1000 199
YB300XBP60R700 199
YB300XBP90R1000 199
YB300XBP90R700 199
YB300XBV10R400 212
YB300XBV15R400 212
YB300XBV30R400 212
YB300XBV45R400 212
YB300XBV5R400 212
YB300XBV60R400 212
YB300XBV90R400 212
YB300XCB2.4 171
YB300XCC160 173
YB300XEB315LP 116
YB300XEB315RP 116
YB300XEJ315 158
YBBP30A145R10 190
YBBP30A145R5 190
YBBP30A145R7 190
YBBP30A155R10 191
YBBP30A155R5 191
YBBP30A155R7 191
YBBP30A180R10 192
YBBP30A180R5 192
YBBP30A180R7 192
YBBP30A300R10 193
YBBP30A300R7 193
YBBP45A145R10 190
YBBP45A145R5 190
YBBP45A145R7 190
YBBP45A155R10 191
YBBP45A155R5 191
YBBP45A155R7 191
YBBP45A180R10 192
YBBP45A180R5 192
YBBP45A180R7 192
YBBP45A300R10 193
YBBP45A300R7 193
YBBP60A145R10 190
YBBP60A145R5 190
YBBP60A145R7 190
YBBP60A155R10 191
YBBP60A155R5 191
YBBP60A155R7 191
YBBP60A180R10 192
YBBP60A180R5 192
YBBP60A180R7 192
YBBP60A300R10 193
YBBP60A300R7 193
YBBP90A145R10 190
YBBP90A145R5 190
YBBP90A145R7 190
YBBP90A155R10 191
YBBP90A155R5 191
YBBP90A155R7 191
YBBP90A180R10 192
YBBP90A180R5 192
YBBP90A180R7 192
YBBP90A300R10 193
YBBP90A300R7 193
YBBV15A145R750 204
YBBV15A155R750 205

YBBV15A180R750 206
YBBV15A300R750 207
YBBV45A145R750 204
YBBV45A155R750 205
YBBV45A180R750 206
YBBV45A300R750 207
YBBV5A145R750 204
YBBV5A155R750 205
YBBV5A180R750 206
YBBV5A300R750 207
YBCB3A145 161
YBCB3A155 161
YBCB3A180 161
YBCB3A300 161
YBEB145MP 121
YBEB155MP 122
YBEB180MP 123
YBEB300MP 124
YBEB315A145LP 090
YBEB315A145RP 090
YBEB315A155LP 091
YBEB315A155RP 091
YBEB315A180LP 092
YBEB315A180RP 092
YBEB315A300LP 093
YBEB315A300RP 093
YBEJA145 142
YBEJA155 143
YBEJA180 144
YBEJA300 145
YBNCJ6X160 299
YBTL140 065
YBTL140F 066
YBTL140T 063
YBTL140TF 064
YBTL150 067
YBTL150F 068
YBTL150J 069
YBTL175 070
YBTL175F 071
YBTL175J 072
YBTL175X46R 073
YBTL295 074
YBTL295F 075
YCAN5 305
YCAN6 305
YCAN8 305
YCAP10X180 300
YCAP8X180 300
YCBE30 226
YCBE30X60 226
YCBE30X90 226
YCBE40 226
YCBE40X80 226
YCBE44 226
YCBE44X88 226
YCBE50 226
YCBE60 226
YCBE64 226
YCBE80 226
YCBE88 226
YCL3X40X80 225

YCBL3X44.....	225	YHEB325RP-DG.....	087	YHXCC160.....	173	YLCB3H.....	163
YCBL3X44X88.....	225	YHEB325RP-EG.....	088	YHXC.....	220	YLCC160.....	165
YCBL3X64.....	225	YHEB325RP-WF.....	089	YHXT105.....	219	YLCE29X25.....	164
YCBL3X80.....	225	YHEBLP.....	100	YHXEB325LP.....	111	YLCJ6X130.....	299
YCBL3X88.....	225	YHEBLP-DG.....	101	YHXEB325LP-DG.....	112	YLCJ6X160.....	299
YCFE44M12.....	231	YHEBLP-EG.....	102	YHXEB325LP-EG.....	113	YLCRL.....	170
YCFE44M8.....	231	YHEBMP.....	120	YHXEB325LP-WF.....	114	YLCs44.....	214
YCFE64M12.....	231	YHEBRP.....	100	YHXEB325RP.....	111	YLCs64.....	214
YCFE64M16.....	231	YHEBRP-DG.....	101	YHXEB325RP-DG.....	112	YLCs88.....	214
YCFE88M12.....	231	YHEBRP-EG.....	102	YHXEB325RP-EG.....	113	YLCt21X140X60.....	217
YCFE88M16.....	231	YHEBTL.....	160	YHXEB325RP-WF.....	114	YLCt21X140X78.....	217
YCFf44X130C.....	229	YHEJ325.....	139	YHXEJ325.....	154	YLCt21X140X85.....	217
YCFf64X210.....	230	YHEJ325-DGL.....	140	YHXEJ325-DGL.....	155	YLCU73.....	218
YCFf80X260.....	230	YHEJ325-DGR.....	140	YHXEJ325-DGR.....	155	YLCX160.....	309
YCFf88X260.....	230	YHEJ325-EGL.....	141	YHXEJ325-EGL.....	156	YLEB320LP.....	080
YCFW90.....	244	YHEJ325-EGR.....	141	YHXEJ325-EGR.....	156	YLEB320LP-DG.....	801
YCFW90A.....	244	YHEW180R170.....	128	YHXEW180R170.....	131	YLEB320LP-EG.....	082
YCLA660A.....	243	YHEW90R170.....	128	YHXEW90R170.....	131	YLEB320RP.....	080
YCLA950A.....	243	YHMR200.....	311	YHXTS.....	177	YLEB320RP-DG.....	081
YDAN8.....	305	YHTL103.....	050	YLAD11.....	227	YLEB320RP-EG.....	082
YFXD-130.....	221	YHTL103F.....	051	YLAD8.....	227	YLEBLP.....	094
YFXM10.....	310	YHTL103FA.....	053	YLAG4.....	302	YLEBLP-DG.....	095
YFXM6.....	310	YHTL103J.....	052	YLAK.....	301	YLEBLP-EG.....	096
YFXM8.....	310	YHTL103R.....	057	YLAL10.....	304	YLEBMP.....	118
YH105GD.....	159	YHTL103TF.....	060	YLAL8.....	304	YLEBRP.....	094
YHBH180R170.....	182	YHTL103U.....	059	YLAQ5.....	303	YLEBRP-DG.....	095
YHBH30R170.....	182	YHTL103WF.....	061	YLAQ6.....	303	YLEBRP-EG.....	096
YHBH45R170.....	182	YHTL103WFJ.....	062	YLAQ8.....	303	YLEBTL.....	160
YHBH90R170.....	182	YHTL103X15A.....	055	YLAT10X20.....	308	YLEJ320.....	133
YHBP30R1000.....	189	YHTL103X20.....	054	YLAT10X25.....	308	YLEJ320-DGL.....	134
YHBP30R500.....	189	YHTL103X20A.....	055	YLAT10X35.....	308	YLEJ320-DGR.....	134
YHBP30R700.....	189	YHTL103X20R.....	058	YLAT8X17.....	307	YLEJ320-EGL.....	135
YHBP45R1000.....	189	YHTL103X30.....	054	YLAT8X20.....	307	YLEJ320-EGR.....	135
YHBP45R500.....	189	YHTL103X30A.....	055	YLAT8X25.....	307	YLEW180R150.....	126
YHBP45R700.....	189	YHTL103X40A.....	055	YLAT8X35.....	307	YLEW90R150.....	126
YHBP60R1000.....	189	YHTL103X45.....	054	YLAW160X10.....	246	YLFA40.....	228
YHBP60R500.....	189	YHTL103X46R.....	056	YLBH180R150.....	180	YLFA44B.....	228
YHBP60R700.....	189	YHTS.....	169	YLBH30R150.....	180	YLFx2.....	245
YHBP90R1000.....	189	YHXBH180R170.....	185	YLBH45R150.....	180	YLFx4.....	245
YHBP90R500.....	189	YHXBH30R170.....	185	YLBH90R150.....	180	YLMJ4.....	312
YHBP90R700.....	189	YHXBH45R170.....	185	YLBP30R1000.....	187	YLMR140.....	311
YHBV15R400.....	203	YHXBH90R170.....	185	YLBP30R500.....	187	YLRA26X30X45.....	263
YHBV30R400.....	203	YHXP30R1000.....	197	YLBP30R700.....	187	YLRA26X9X45.....	263
YHBV45R1000.....	203	YHXP30R500.....	197	YLBP45R1000.....	187	YLRA41X30X52.....	263
YHBV45R400.....	203	YHXP30R700.....	197	YLBP45R500.....	187	YLRB16X54.....	264
YHBV5R400.....	203	YHXP45R1000.....	197	YLBP45R700.....	187	YLRB40X54.....	264
YHBV60R400.....	203	YHXP45R500.....	197	YLBP60R1000.....	187	YLRc20.....	265
YHBV7R400.....	203	YHXP45R700.....	197	YLBP60R500.....	187	YLRD18A.....	273
YHBV90R1000.....	203	YHXP60R1000.....	197	YLBP60R700.....	187	YLRD6.....	266
YHBV90R400.....	203	YHXP60R500.....	197	YLBP90R1000.....	187	YLRE10.....	251
YHCB3.....	161	YHXP60R700.....	197	YLBP90R500.....	187	YLRE15.....	251
YHCB3H.....	163	YHXP90R1000.....	197	YLBP90R700.....	187	YLRE18.....	268
YHCC160.....	165	YHXP90R500.....	197	YLBV15R300.....	201	YLRE20.....	270
YHCE69X30.....	164	YHXP90R700.....	197	YLBV30R300.....	201	YLRf42X18V.....	271
YHCS80.....	216	YHXBV10R400.....	210	YLBV45R1000.....	201	YLRJ10.....	252
YHCS88B.....	216	YHXBV15R400.....	210	YLBV45R300.....	201	YLRJ100.....	250
YHCX160.....	309	YHXBV30R400.....	210	YLBV5R300.....	201	YLRJ15.....	252
YHEB325LP.....	086	YHXBV45R400.....	210	YLBV60R300.....	201	YLRK18X.....	285
YHEB325LP-DG.....	087	YHXBV5R400.....	210	YLBV7R300.....	201	YLRK18X110B.....	284
YHEB325LP-EG.....	088	YHXBV60R400.....	210	YLBV90R1000.....	201	YLRK18X40C.....	283
YHEB325LP-WF.....	089	YHXBV90R400.....	210	YLBV90R300.....	201	YLRK18X60C.....	283
YHEB325RP.....	086	YHXC2.4.....	171	YLCB3.....	161	YLRK18X80C.....	283

YLRL18X110CA	282	YLXBV60R400	208	YMEBMP	119	YMXBV60R400	209
YLRL18X160CA	282	YLXBV90R400	208	YMEBRP	097	YMXBV90R400	209
YLRL18X60CA	282	YLXCB2.4	171	YMEBRP-DG	098	YMXCB2.4	171
YLRR3X18C	267	YLXCC160	173	YMEBRP-EG	099	YMXCC160	173
YLRR3X20H	269	YLXCT	220	YMEBTL	160	YMXCT	220
YLRS3X10	247	YLXCT65	219	YMEJ315	136	YMXCT85	219
YLRS3X15	247	YLXEB320LP	105	YMEJ315-DGL	137	YMXEB315LP	108
YLRT3X23	249	YLXEB320LP-DG	106	YMEJ315-DGR	137	YMXEB315LP-DG	109
YLRT3X23U	248	YLXEB320LP-EG	107	YMEJ315-EGL	138	YMXEB315LP-EG	110
YLRT3X33	249	YLXEB320RP	105	YMEJ315-EGR	138	YMXEB315RP	108
YLRT3X33U	248	YLXEB320RP-DG	106	YMEW180R160	127	YMXEB315RP-DG	109
YLRX18C	272	YLXEB320RP-EG	107	YMEW90R160	127	YMXEB315RP-EG	110
YLTL51EA	019	YLXEJ320	148	YMFA58A	228	YMXEJ315	151
YLTL51EB	019	YLXEJ320-DGL	149	YMFA78A	228	YMXEJ315-DGL	152
YLTL63	020	YLXEJ320-DGR	149	YMFA78B	228	YMXEJ315-DGR	152
YLTL63C	030	YLXEJ320-EGL	150	YMMJ6	312	YMXEJ315-EGL	153
YLTL63EA	032	YLXEJ320-EGR	150	YMTL83	033	YMXEJ315-EGR	153
YLTL63EB	032	YLXEW180R150	129	YMTL83B	045	YMXEW180R160	130
YLTL63F	021	YLXEW90R150	129	YMTL83C	046	YMXEW90R160	130
YLTL63FA	023	YLXTS	175	YMTL83D-Y	047	YMXTS	176
YLTL63J	022	YM85GD	159	YMTL83F	034	YS-40X8-GXG	260
YLTL63TF	029	YMBH180R160	181	YMTL83FA	036	YS-802	280
YLTL63V	027	YMBH30R160	181	YMTL83J	035	YS-804	280
YLTL63WF	031	YMBH45R160	181	YMTL83R	041	YS-806-A	281
YLTL63X10E	026	YMBH90R160	181	YMTL83TF	044	YS-807	280
YLTL63X12A	025	YMBP30R1000	188	YMTL83U	043	YSBH180R150	179
YLTL63X12L	028	YMBP30R500	188	YMTL83WF	048	YSBH30R150	179
YLTL63X12R	028	YMBP30R700	188	YMTL83WFJ	049	YSBH45R150	179
YLTL63X15E	026	YMBP45R1000	188	YMTL83X15A	038	YSBH90R150	179
YLTL63X17A	025	YMBP45R500	188	YMTL83X15E	039	YSBP30R1000	186
YLTL63X20	024	YMBP45R700	188	YMTL83X20A	038	YSBP30R500	186
YLTL63X20E	026	YMBP60R1000	188	YMTL83X20E	039	YSBP30R700	186
YLTL63X30	024	YMBP60R500	188	YMTL83X20R	042	YSBP45R1000	186
YLTL63X30A	025	YMBP60R700	188	YMTL83X30	037	YSBP45R500	186
YLTL63X30E	026	YMBP90R1000	188	YMTL83X30A	038	YSBP45R700	186
YLTL63X40	024	YMBP90R500	188	YMTL83X30E	039	YSBP60R1000	186
YLTL63X4A	025	YMBP90R700	188	YMTL83X40	037	YSBP60R500	186
YLTL63X5.5A	025	YMBV15R400	202	YMTL83X46R	040	YSBP60R700	186
YLTL63X55	024	YMBV30R400	202	YMTL83X50	037	YSBP90R1000	186
YLTL63X9A	025	YMBV45R1000	202	YMTL83X9A	038	YSBP90R500	186
YLTS	167	YMBV45R400	202	YMTS	168	YSBP90R700	186
YLBH180R150	183	YMBV5R400	202	YMXBH180R160	184	YSBV30R300	200
YLBH30R150	183	YMBV60R400	202	YMXBH30R160	184	YSBV45R300	200
YLBH45R150	183	YMBV7R400	202	YMXBH45R160	184	YSBV5R300	200
YLBH90R150	183	YMBV90R1000	202	YMXBH90R160	184	YSBV60R300	200
YLBP30R1000	195	YMBV90R400	202	YMXBP30R1000	196	YSBV90R300	200
YLBP30R500	195	YMCB3	161	YMXBP30R500	196	YSCB3	161
YLBP30R700	195	YMCB3H	163	YMXBP30R700	196	YSCB3H	163
YLBP45R1000	195	YMCC160	165	YMXBP45R1000	196	YSCC160	165
YLBP45R500	195	YMCE49X30	164	YMXBP45R500	196	YSCE18X25	164
YLBP45R700	195	YMCS64B	215	YMXBP45R700	196	YSCJ6X130	299
YLBP60R1000	195	YMCS88B	215	YMXBP60R1000	196	YSCRL	170
YLBP60R500	195	YMCX160	309	YMXBP60R500	196	YSCS44	213
YLBP60R700	195	YMEB315LP	083	YMXBP60R700	196	YSCS64	213
YLBP90R1000	195	YMEB315LP-DG	084	YMXBP90R1000	196	YS-CXHLG-40	259
YLBP90R500	195	YMEB315LP-EG	085	YMXBP90R500	196	YSEB200LP	079
YLBP90R700	195	YMEB315RP	083	YMXBP90R700	196	YSEB200RP	079
YLBV10R400	208	YMEB315RP-DG	084	YMXBV10R400	209	YSEBMP	117
YLBV15R400	208	YMEB315RP-EG	085	YMXBV15R400	209	YSEJ200	132
YLBV30R400	208	YMEBLP	097	YMXBV30R400	209	YSEW180R150	125
YLBV45R400	208	YMEBLP-DG	098	YMXBV45R400	209	YSEW90R150	125
YLBV5R400	208	YMEBLP-EG	099	YMXBV5R400	209	YS-LJT	257

YSTL44.....	015
YSTL44V	018
YSTL44X20E.....	017
YSTL44X27D	016
YSTL44X27E.....	017
YSTL44X3D.....	016
YSTL44X3E.....	017
YSTL44X5.5D	016
YSTL44X5.5E.....	017
YSTL44X9D.....	016
YSTL44X9E.....	017
YY-20.4	253
YY-38.1	253
YY-50.8	253

Z

ZJ-LJT.....	276
ZJ-S1010.....	274
ZJ-S1210.....	274
ZJ-S1212.....	275
ZJ-S1216.....	275
ZJ-S1218.....	275
ZJ-S1616.....	275
ZJ-S1818.....	275
ZJ-S2012.....	275
ZJ-S2018.....	275
ZJ-S2020.....	275
ZJ-SZJT.....	278
ZJ-TJTC	277

8

820CB3-K325.....	161
820EBLP.....	104
820EBRP.....	104
820EJ315-K325	147
820-K325.....	078
881BP30R1000.....	194
881BP30R500	194
881BP30R700	194
881BP45R1000.....	194
881BP45R500	194
881BP45R700	194
881BP60R1000.....	194
881BP60R500	194
881BP60R700	194
881BP90R1000.....	194
881BP90R500	194
881BP90R700	194
881CB3.....	161
881EBLP.....	103
881EBRP.....	103
881EJ315	146

Content



01	<u>Pallet system</u>	319	06	<u>Support components</u>	215~239
02	<u>Chain and accessories</u>	320	07	<u>Brackets</u>	321
03	<u>Drive and idler unit</u>	083~136	08	<u>Slide rails</u>	322~323
04	<u>Conveying component</u>	161~170	09	<u>Components</u>	299~324
05	<u>Bends</u>	181~188	10	<u>Stopper components</u>	325

Pallet system

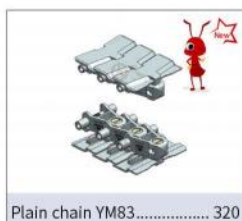
Pallet system



Pallet..... 319

Chain and accessories

Chain and accessories



Plain chain YM83..... 320

Drive and idler unit

Drive unit



YM83 End drive unit(protective cover).....083

Centre drive unit



YM83 Centre drive unit 119

Horizontal bend drive unit



YM83 Horizontal bend drive unit 127

Idler end unit



YM83 Idler end unit..... 136



Conveying component

Conveying component

		
Conveyor beam..... 161	Beam section for chain installation 165	Plastic slide rail 170

Bends

Bends

	
YM83 Wheel bend 181	YM83 Horizontal plain bends 188

Support components

Support brackets for beam

		
Beam support bracket for YM83 215	Beam support bracket 217	Conveyor beam support brackets 218

Support beam

			
Support beam 225	End cap for support beam. 226	Seal 227	Angle bracket 228

Feet

					
Aluminium feet 230	End plate for beam 231	DGS40 Articulated feet 232	DGS80 Articulated feet 233	DDGS80 Articulated feet..... 234	DGC80F Stainless steel fully sealed universal adjustable feet 237
					
DGCA80F Stainless steel fully sealed universal adjustable feet 238	GDS80 Stainless steel fixed feet 239				

Brackets

Brackets


Rail bracket 321

Slide rails

Slide rails

	
Straight track..... 322	Guide rail horizontal elbow .. 323


Components

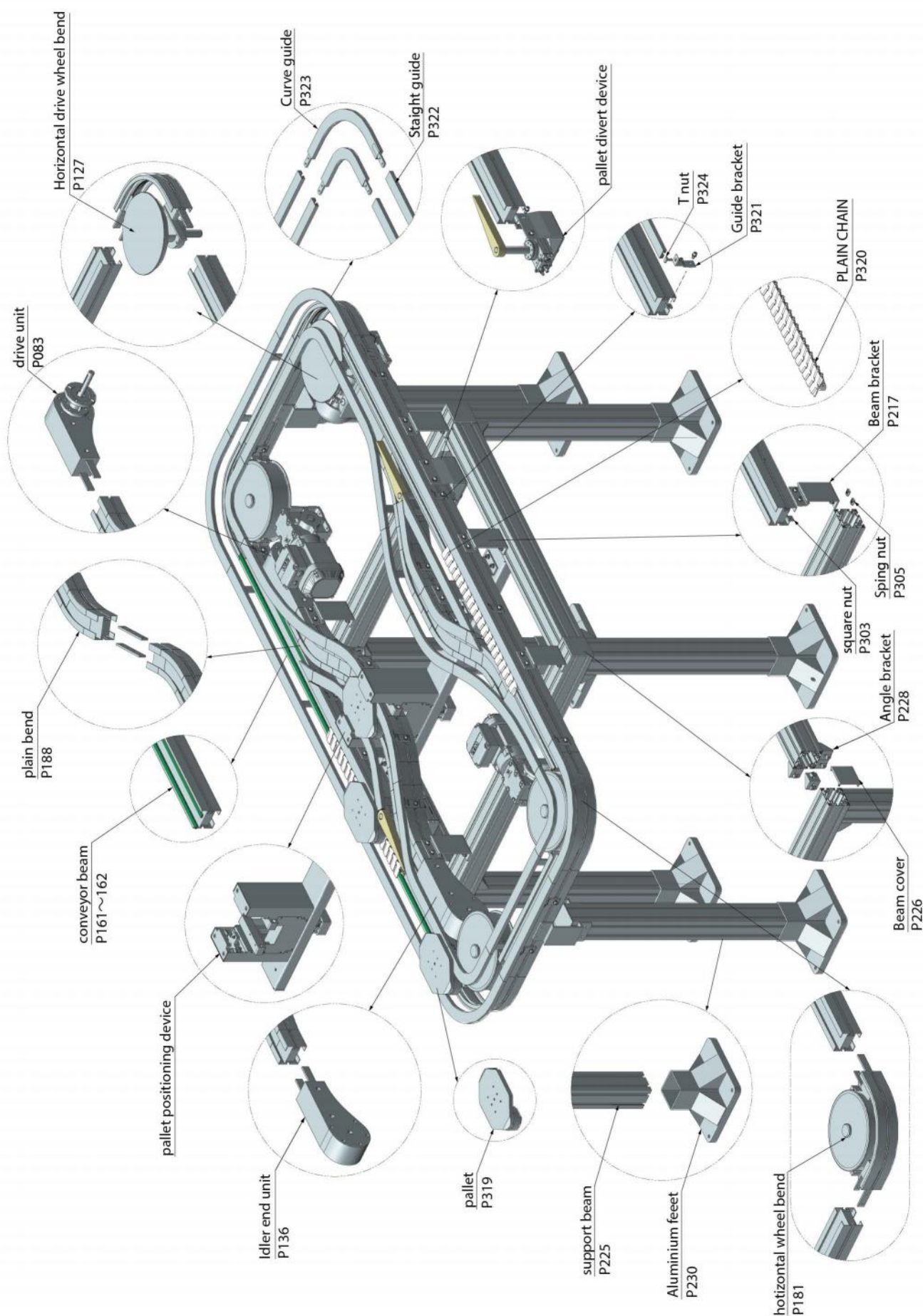
Components

					
Connecting strip with set screws for conveyor beam. 299	Connecting strip with set screws for support beam ... 300	Parallel connection block... 301	Plastic screw 302	Square nut..... 303	Square nut..... 304
					
T-slot nut 305	Spring nut..... 306	T-bolt A 307	T-bolt B 308	Mounting tool for slide rail. 311	Pin insertion tool for chain... 312
					
Cutting pliers..... 312	T-bolt 324				

Stopper components

Stopper components

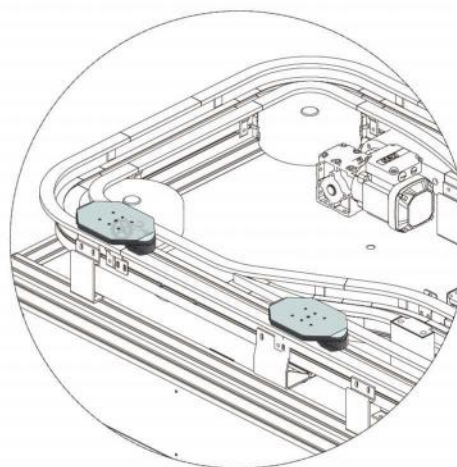
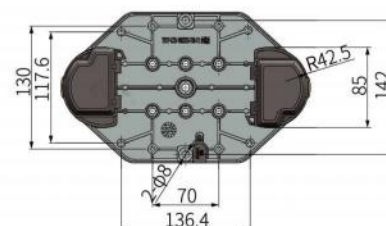
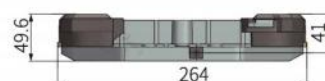
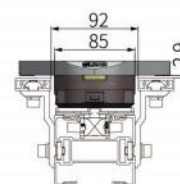
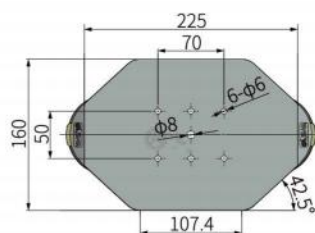
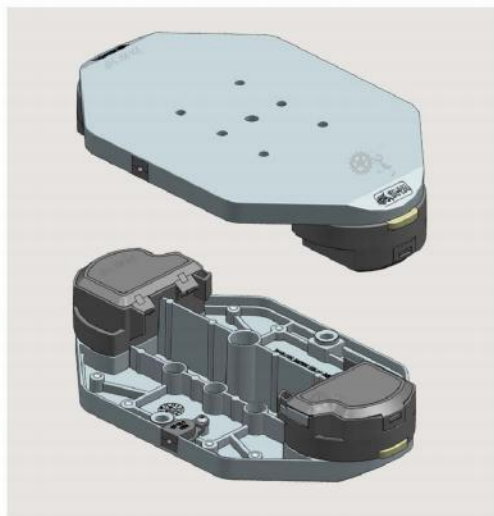

Stopper..... 325



230323



Pallet



How to choose ^{①-②} Item ^①-Characteristic ^②
Part. YBTP-160X225R-C1

Item ^①	Plane size	Weight (Kg)
YBTP-160X225R	160X225	0.75

② Use to connecting two section of conveyor beams.

Characteristic ^②	Colour		Surface treatment Load plate	Material	
	Frame	Load plate		Frame	Load plate
1	Black	Silver	Not have	PA66	AL



P320



P083



P119



P127



P136



P161~162



P165~166



P170



P181



P188



P225



P228



P321



P322~323



P299~324

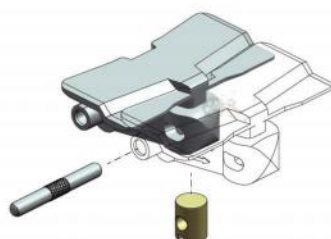
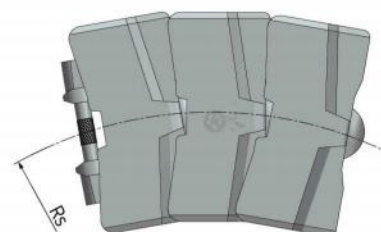
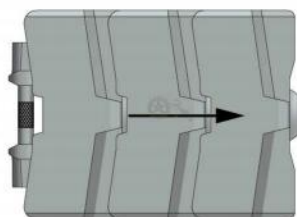
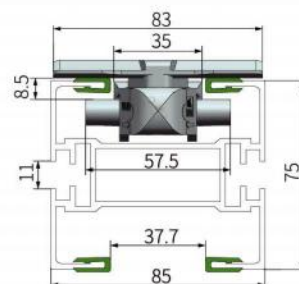
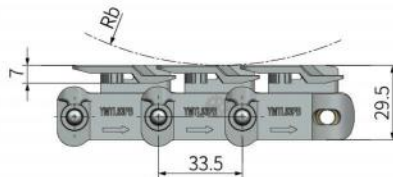
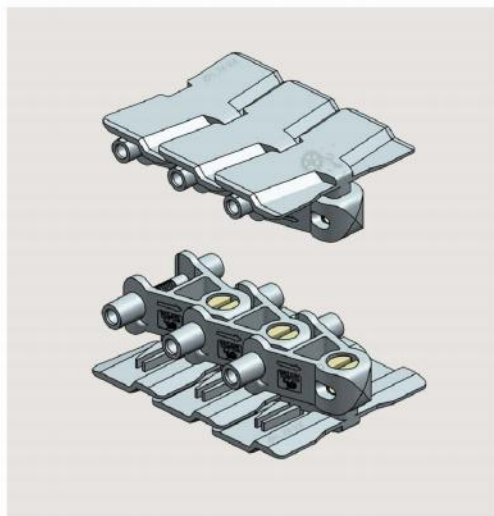


P325



230323

Plain chain YM83



How to choose ^①-^② Item ^①-Characteristic ^②

Part.

YMTL83PB-C1

Item ^①	Width	Pitch	Rs	Rb	Weight (Kg/m)
YMTL83PB	83	33.5	160	120	1.50

- ① Suitable for medium load and moves smoothly.
- ② Connecting structure makes chain more flexible, one power can has multiple transport directions.
- ③ The teeth shape can achieve a small turning radius.

Characteristic ^②	Colour	Material			Working load (N)	Conveyor length (m)	Speed (m/min)	Working temperature (°C)
		Body	Plastic Pivot	Pin				
1	White	POM	PA66	SUS304	<5000	≤12M	≤50	-10~40



P319



P083



P119

Chain and accessories



P127



P136



P161~162



P165~166



P170



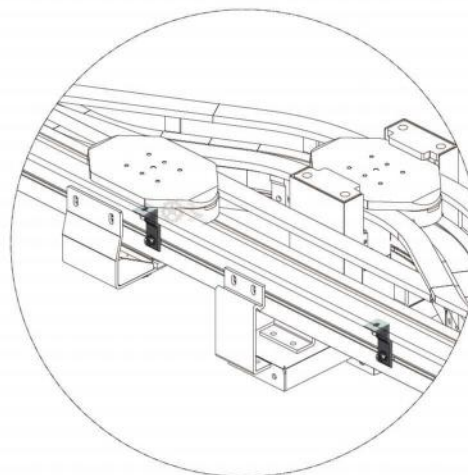
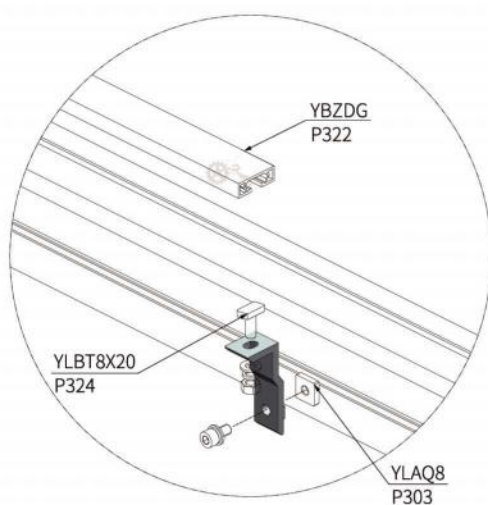
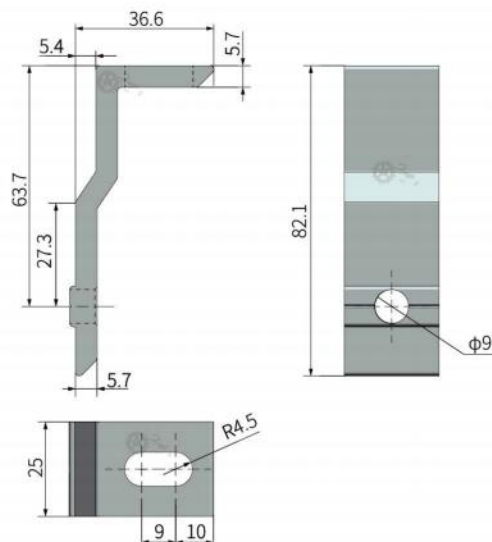
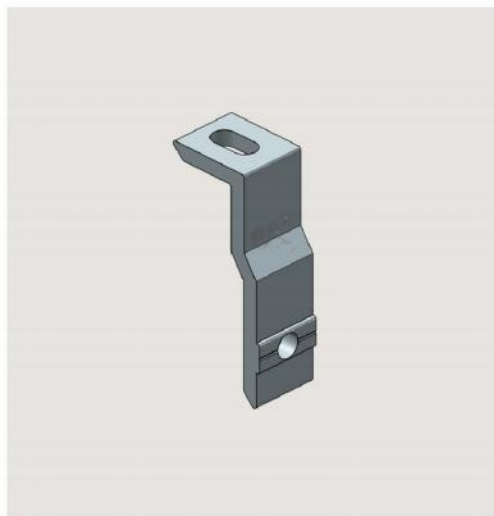
P181



P188



Rail bracket



How to choose ①-②	Item ①-Characteristic ②
Part.	YBRB-22X63-C1

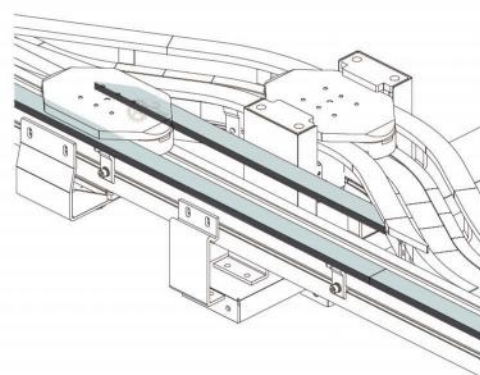
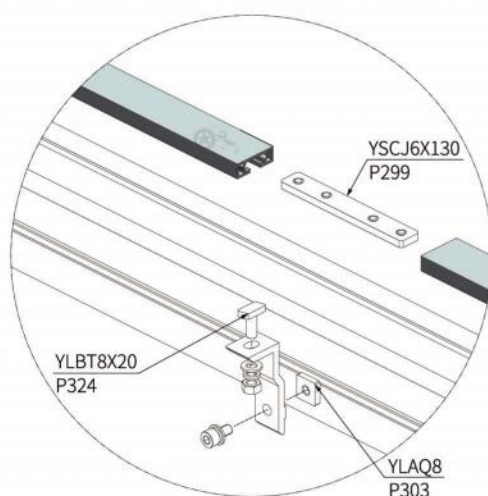
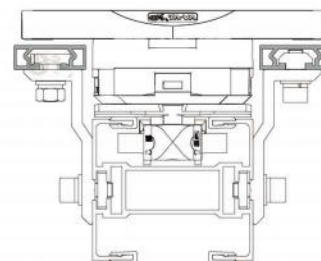
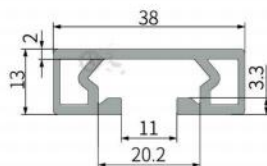
Item ①	Weight (Kg)
YBRB-22X63	0.04

② Use to connecting two section of conveyor beams.

Characteristic ②	Colour	Surface treatment	Material
1	Silver	Frosting oxidation	A6063



Straight track



P319



P161~162



P165~166



P181



P188



P321



P299~324



How to choose ①-② Item ①-Thread dia ②-Characteristic ③

Part.

YBZDG-3M-C1

Item ①	Length (M) ②	Weight (Kg)
YBZDG	3M	1.65

④ Use to connecting two section of conveyor beams.

Characteristic ③	Colour	Surface treatment	Material	Aging treatment
1	Silver	Frosting oxidation	A6063	Aging treatment
2		Without		Non-aging treatment



Guide rail horizontal elbow



P319



P127



P161~162



P165~166



P181



P188



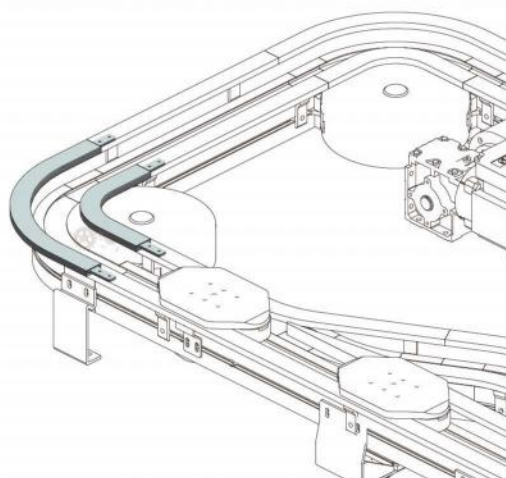
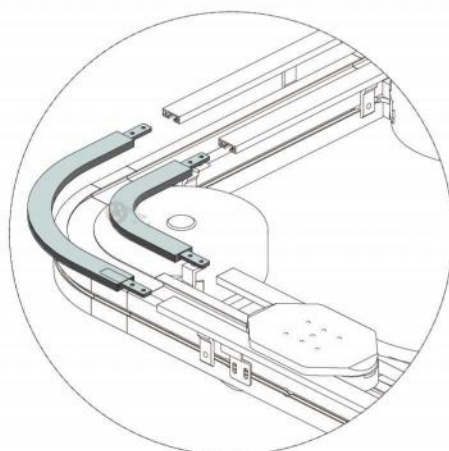
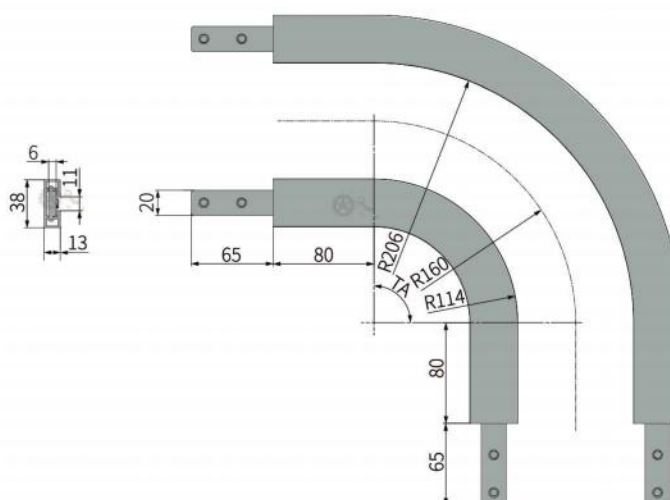
P321



P299~324



P325



How to choose ①-② Item ①-Characteristic ②

Part. YDGBP30R160-C1

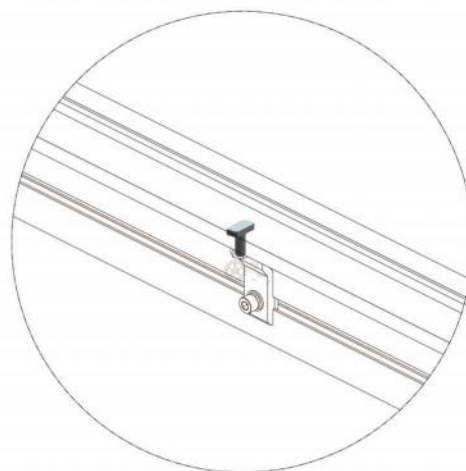
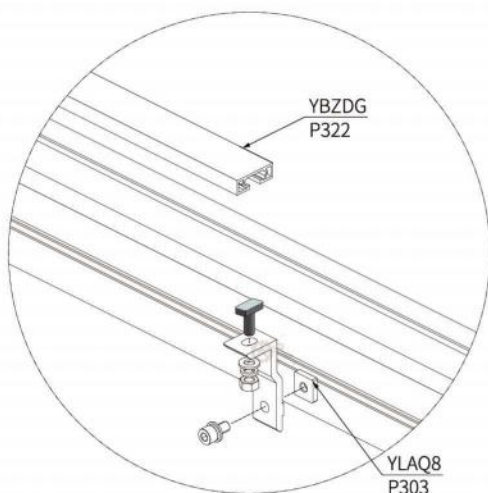
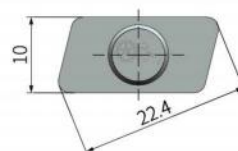
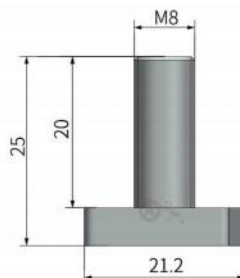

Item ①	Turning angle TA	Turning radius R	Length L	Weight (Kg)
YDGBP30R160	30°	160	80	0.80
YDGBP45R160	45°			0.90
YDGBP90R160	90°			1.00
YDGBP180R160	180°			1.20

① Use to connecting two section of conveyor beams.

Characteristic ②	Colour	Surface treatment		Material		
		Body	Connecting strip	Body	Connecting strip	Fastener
1	Silver	Frosting oxidation	Galvanized	A6063	Q235	SUS202



T-bolt



How to choose ①-②	Item ①-Characteristic ②
Part.	YLB8X20-C1

Item ①	Thread dia M	Adapted Profile	Weight (Kg)
YLB8X20	8	Straight guideway	0.02

① Use to connecting two section of conveyor beams.

Characteristic ②	Material
1	GMS



Stopper

Stopper components



P319



P161~162



P165~166



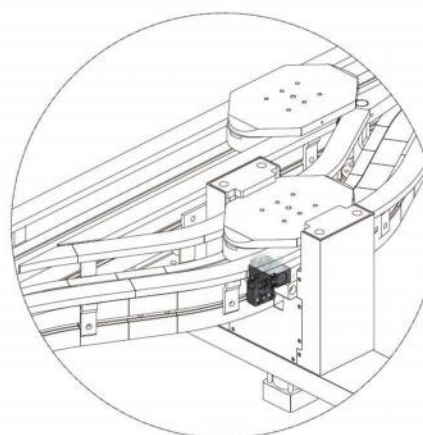
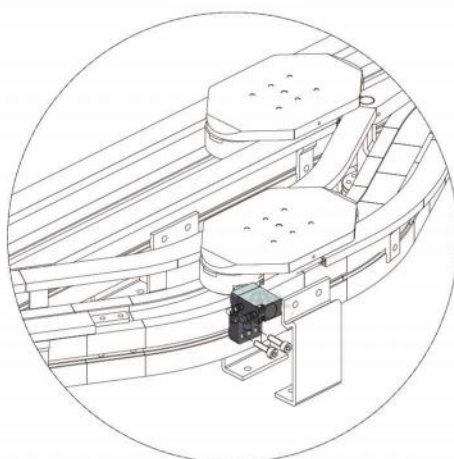
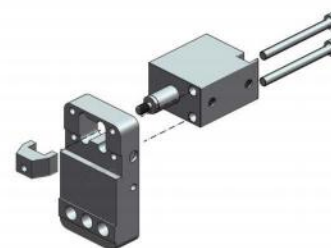
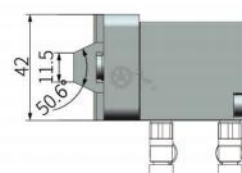
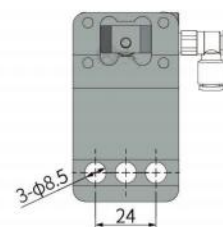
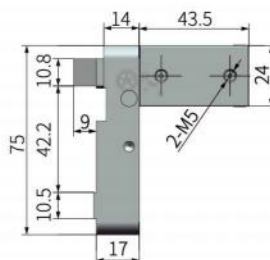

P188



P322~323



P299~324



How to choose ①-② Item ①-Characteristic ②

Part. TPZD-01-C1

Item ①	Trip	Max blocking weight (Kg)	Diameter of air tube	Weight (Kg)
TPZD-01	10	15	M5*0.8	0.20

② Use to connecting two section of conveyor beams.

Characteristic ②	Colour	Surface treatment	Material
1	Silver	Oxidation	Aluminium





Service Customer

Brewery industry



Pharmaceutical industry



Packaging Machinery Industry



Daily chemical industry and edible oil industry



Dairy industry



Condiment industry



Food industry



Logistics Industry



Fruit and vegetable industry



Meat processing industry




Tire industry



Canning industry



Tobacco industry



Suggestions on products application

All instructions and data in this manual are measured and tested under the normal state of our company's quality control center, and some of them are downloaded in the literature. Therefore, all instructions and data are recommended and can not be regarded as statements. Guarantees or promises are only for reference, whichever is true.

We reserve the right to modify and change the relevant data without notice. We are not liable for the applicability of the product and its working capacity, process results, production, products, potential shortcomings, damage, consequent damage and far-reaching damage.

D

DDGS80	234
DGC80F	237
DGCA80F	238
DGS40.....	232
DGS80.....	233
DP-JDJ	312

G

GDS80.....	239
------------	-----

J

JL-10-TPM8	306
JL-8-TPM8	306

T

TPZD-01	325
---------------	-----

Y

YBRB-22X63	321
YBTP-160X225R.....	319
YBZDG	322
YCAN5.....	305
YCAN6.....	305
YCAN8.....	305
YCAP10X180	300
YCAP8X180.....	300
YCBE30.....	226
YCBE30X60	226
YCBE30X90	226
YCBE40.....	226
YCBE40X80	226
YCBE44.....	226
YCBE44X88	226
YCBE50.....	226
YCBE60.....	226
YCBE64.....	226
YCBE80.....	226
YCBE88.....	226
YCBL3X40X80	225
YCBL3X44.....	225
YCBL3X44X88	225
YCBL3X64.....	225
YCBL3X80.....	225
YCBL3X88.....	225
YCFE44M12.....	231
YCFE44M8	231
YCFE64M12.....	231
YCFE64M16.....	231
YCFE88M12.....	231
YCFE88M16.....	231
YCFF64X210.....	230
YCFF80X260	230
YCFF88X260	230

YDAN8.....	305
YDGBP180R160.....	323
YDGBP30R160	323
YDGBP45R160	323
YDGBP90R160	323
YHMR200.....	311
YLAD11	227
YLAD8	227
YLAG4	302
YLAK.....	301
YLAL10.....	304
YLAL8.....	304
YLAQ5	303
YLAQ6.....	303
YLAQ8.....	303
YLAT10X20	308
YLAT10X25	308
YLAT10X35	308
YLAT8X17	307
YLAT8X20	307
YLAT8X25	307
YLAT8X35	307
YLB8X20.....	324
YLCJ6X130	299
YLCJ6X160	299
YLCRL	170
YLCT21X140X60	217
YLCT21X140X78	217
YLCT21X140X85	217
YLCU73.....	218
YLFA40.....	228
YLFA44B	228
YMBH180R160.....	181
YMBH30R160.....	181
YMBH45R160.....	181
YMBH90R160.....	181
YMBP30R1000	188
YMBP30R500	188
YMBP30R700	188
YMBP45R1000	188
YMBP45R500	188
YMBP45R700	188
YMBP60R1000	188
YMBP60R500	188
YMBP60R700	188
YMBP90R1000	188
YMBP90R500	188
YMBP90R700	188
YMCB3.....	161
YMCC160	165
YMCS64B.....	215
YMCS88B.....	215
YMEB315LP.....	83
YMEB315RP.....	83
YMEBMP.....	119
YMEJ315.....	136
YMEW180R160	127
YMEW90R160	127
YMFA58A	228
YMFA78A	228
YMFA78B	228

YMMJ6.....	312
YMTL83PB.....	320

Copyright declaration

The drawings, models, typesetting designs, pictures, technical instructions of the products and other materials contained in this manual are original. Without written authorization of the YA-VA, copying or imitating the product drawings, product models, typesetting designs, product pictures, technical instructions and other contents of this manual shall constitute infringement. This manual has been registered by the Copyright Office, the copyright belongs to our company, infringement will be corrected.

The patent number of YA-VA conveyor parts as follows:

2019210446303	2019210438487
201921166946X	2019212375618
2019216186916	2019216186935
2019216175019	2019216175042
2019216175146	201921617524X
2019216697451	2019222656497
2019222921187	2020200606900
2020200607053	2020207862274
2020210371352	202010515394X



YA-VA Makes Your Job Easier



ISO9001



FDA



CE



RoHS

YA-VA INTELLIGENT SYSTEMS CO., LTD.
1068, Nanwan Rd, Qlandeng, Kunshan, Jiangsu, P. R. China ZIP: 215341

YA-VA (FOSHAN) INTELLIGENT SYSTEMS CO., LTD.
No. 839, East of Gaoming Avenue, Gaoming District, Foshan City, Guangdong Province, China ZIP: 528511

Tel : +86-512-57955558 Fax : +86-512-57955559 Web : www.ya-va.com

